

COVID-19 situation report for WHO Africa Region
31/07/2020

Produced by the TIBA COVID-19 Pandemic Response Unit



Contents

(Click to access)

| | |
|--|----------|
| Section 1: Overview of WHO Africa Region 30/07/2020 | 4 |
| Overview | 4 |
| Methods | 5 |
| Summary maps | 6 |
| Section 2: Individual country situations | 7 |
| Algeria | 8 |
| Angola | 9 |
| Benin | 10 |
| Botswana | 11 |
| Burkina Faso | 12 |
| Burundi | 13 |
| Cabo Verde | 14 |
| Cameroon | 15 |
| Central African Republic | 16 |
| Chad | 17 |
| Comoros | 18 |
| Congo | 19 |
| Cote d'Ivoire | 20 |
| Democratic Republic of the Congo | 21 |
| Equatorial Guinea | 22 |
| Eritrea | 23 |
| Eswatini | 24 |
| Ethiopia | 25 |
| Gabon | 26 |
| Gambia | 27 |
| Ghana | 28 |
| Guinea | 29 |
| Guinea-Bissau | 30 |
| Kenya | 31 |

| | |
|---|-----------|
| Lesotho | 32 |
| Liberia | 33 |
| Madagascar | 34 |
| Malawi | 35 |
| Mali | 36 |
| Mauritania | 37 |
| Mauritius | 38 |
| Mozambique | 39 |
| Namibia | 40 |
| Niger | 41 |
| Nigeria | 42 |
| Rwanda | 43 |
| Sao Tome and Principe | 44 |
| Senegal | 45 |
| Seychelles | 46 |
| Sierra Leone | 47 |
| South Africa | 48 |
| South Sudan | 49 |
| Togo | 50 |
| Uganda | 51 |
| United Republic of Tanzania | 52 |
| Zambia | 53 |
| Zimbabwe | 54 |
| Appendix | 55 |
| Data | 55 |
| Sources and access | 55 |
| Weekly Ratio calculations | 55 |
| Caveats | 55 |
| Extended Data tables | 56 |
| Cumulative reported cases | 56 |
| Cumulative reported cases per 10,000 population | 57 |
| Cumulative deaths | 58 |
| Cumulative deaths per 10,000 populations | 59 |
| Weekly Ratio (cases) | 60 |
| Weekly Ratio (deaths) | 61 |

Section 1: Overview of WHO Africa Region 30/07/2020

Overview



Total Reported Cases
750828

Total Reported Deaths
12795

Methods

We compare the size and rate of increase of the COVID-19 epidemic across the countries included in WHO Africa Region.

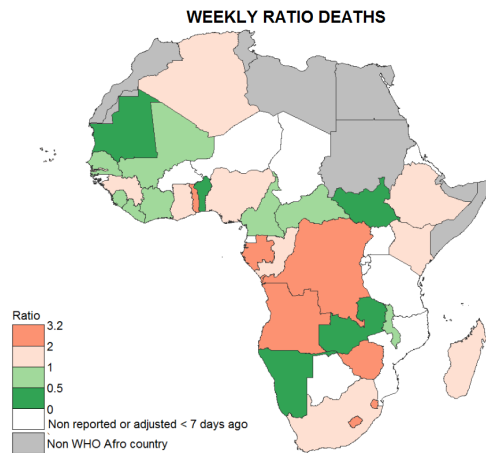
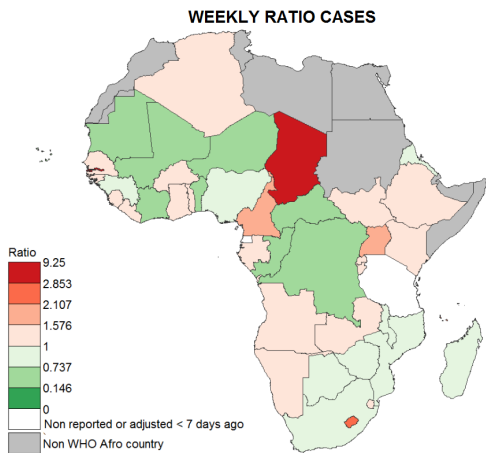
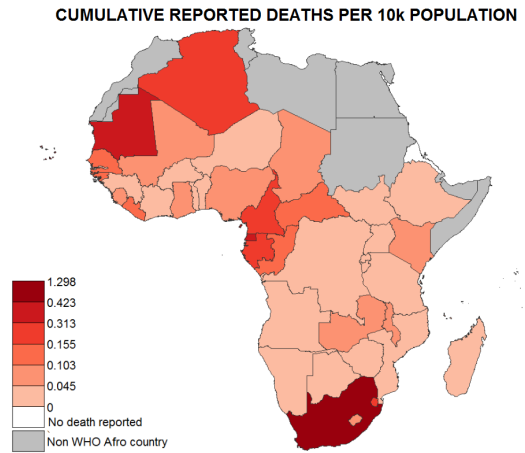
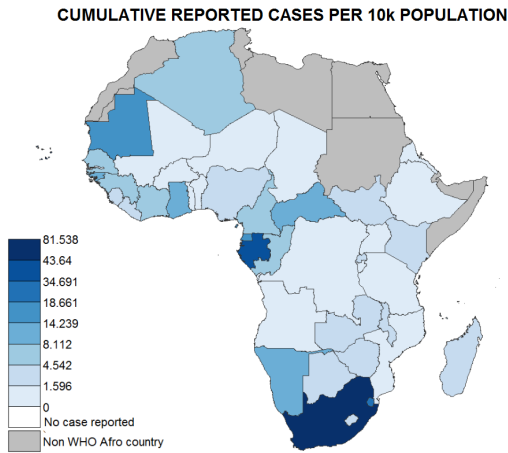
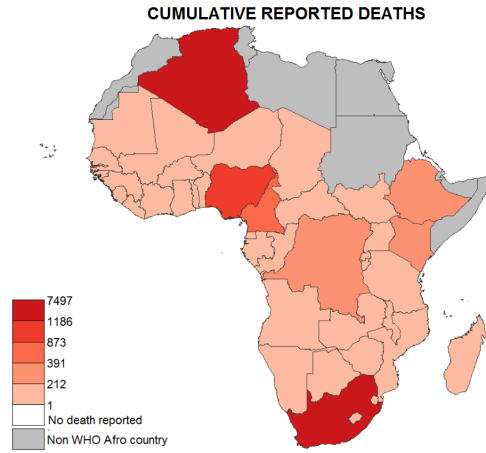
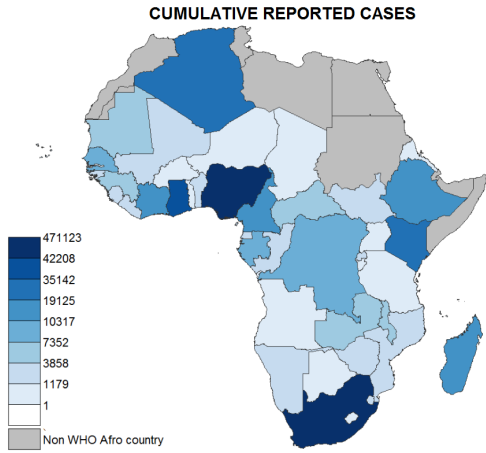
The maps below summarise the in-country situations:

- Top row: cumulative reported cases (left) and deaths (right).
- Middle row: cumulative reported cases (left) and deaths (right) per 10,000 population on a log10 scale.
- Bottom row: weekly ratios for new cases and new deaths. The higher the weekly ratio, the faster an epidemic is growing. A weekly ratio of 1 represents stable growth (i.e. the number of cases or deaths in the past 7 days was the same as the 7 days before). A value between 1 and 0 indicates that an epidemic is in decline. See methods for more details.

Caveats:

- Colour scales are non-linear and are re-calibrated every week.
- WHO African region countries shaded in white either have no reported deaths/cases or, for weekly ratio calculations, have reduced their cumulative total cases/deaths in the last 14 days due to retrospective changes in reporting procedures.
- Doubling times have been replaced by weekly ratios because some countries are moving out of the exponential phase of the epidemic.

Summary maps



Section 2: Individual country situations

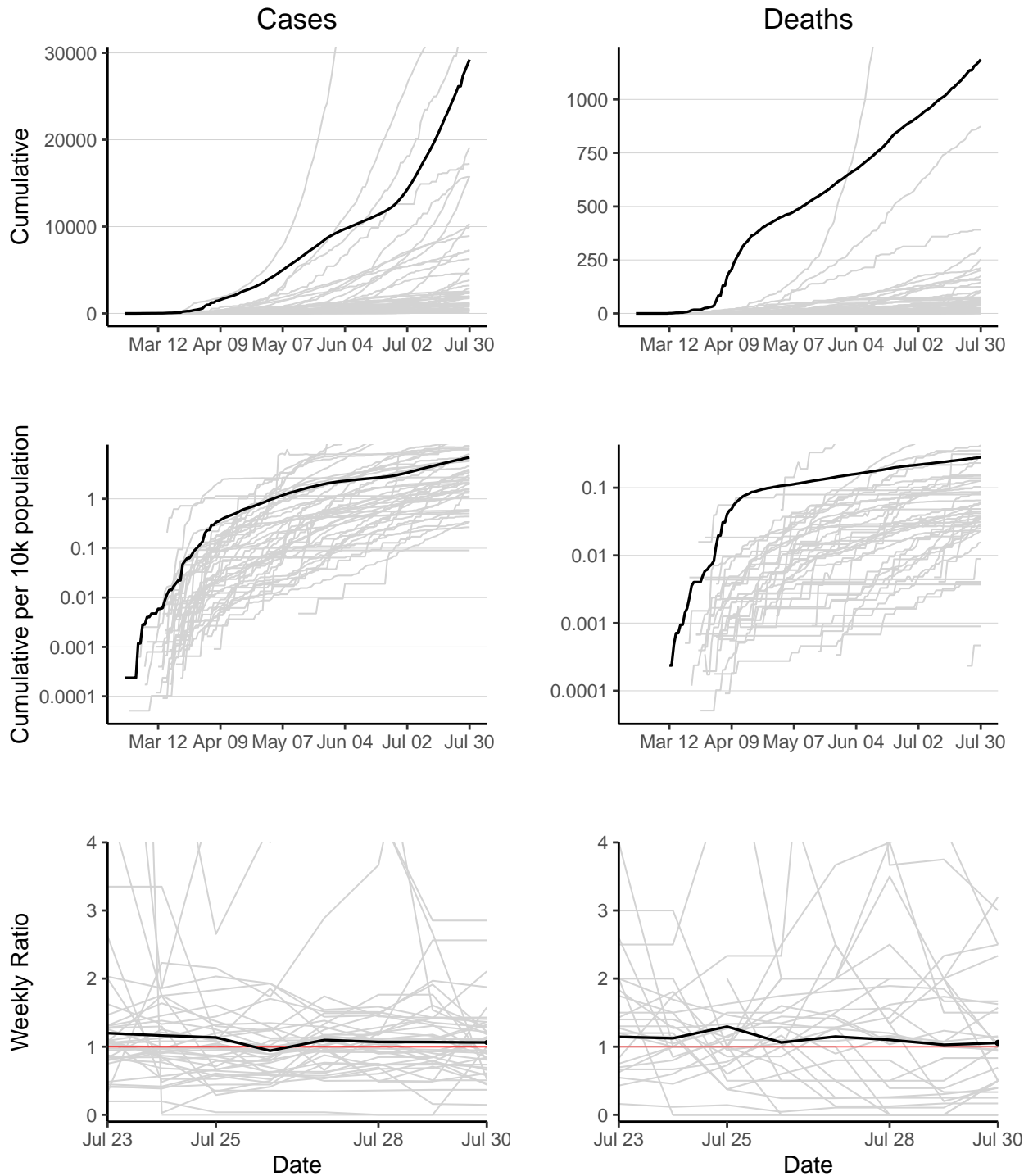
As of 30/07/2020, each panel below shows for each country:

- Top row: cumulative reported cases (left) and deaths (right).
- Middle row: cumulative reported cases (left) and deaths (right) per 10,000 population on a log10 scale.
- Bottom row: weekly ratio of the number of new cases (left) and deaths (right) calculated for each of the past 7 days leading up to 30/07/2020. Gaps in the plotted data indicate values that could not be calculated.

Caveats;

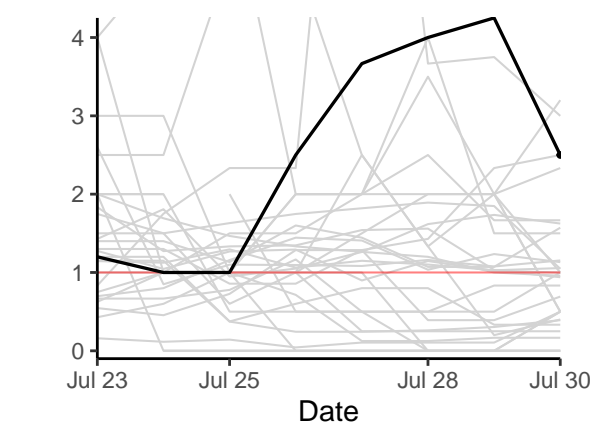
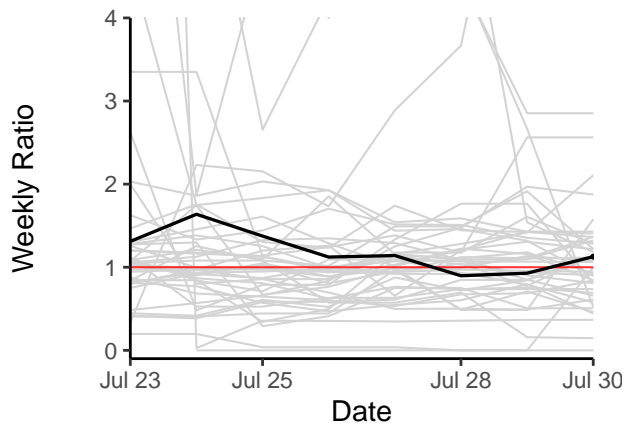
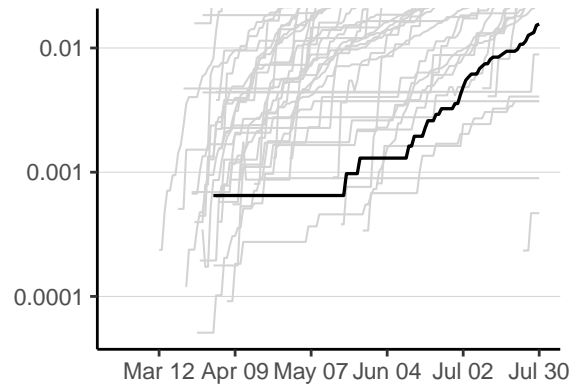
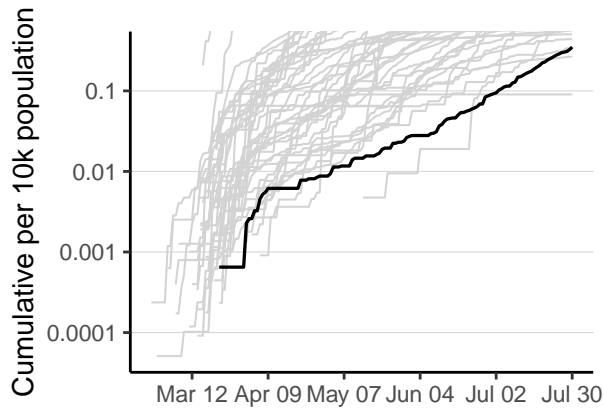
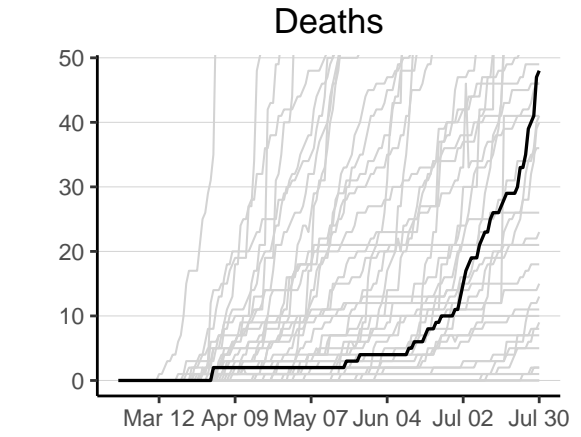
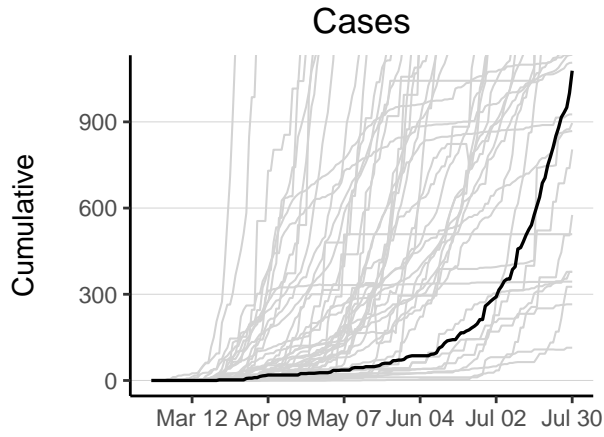
- Retrospective changes in reporting policy may cause cumulative deaths/cases counts to drop as described in WHO Sit Rep Number 105, published on 04/05/2020.

Algeria



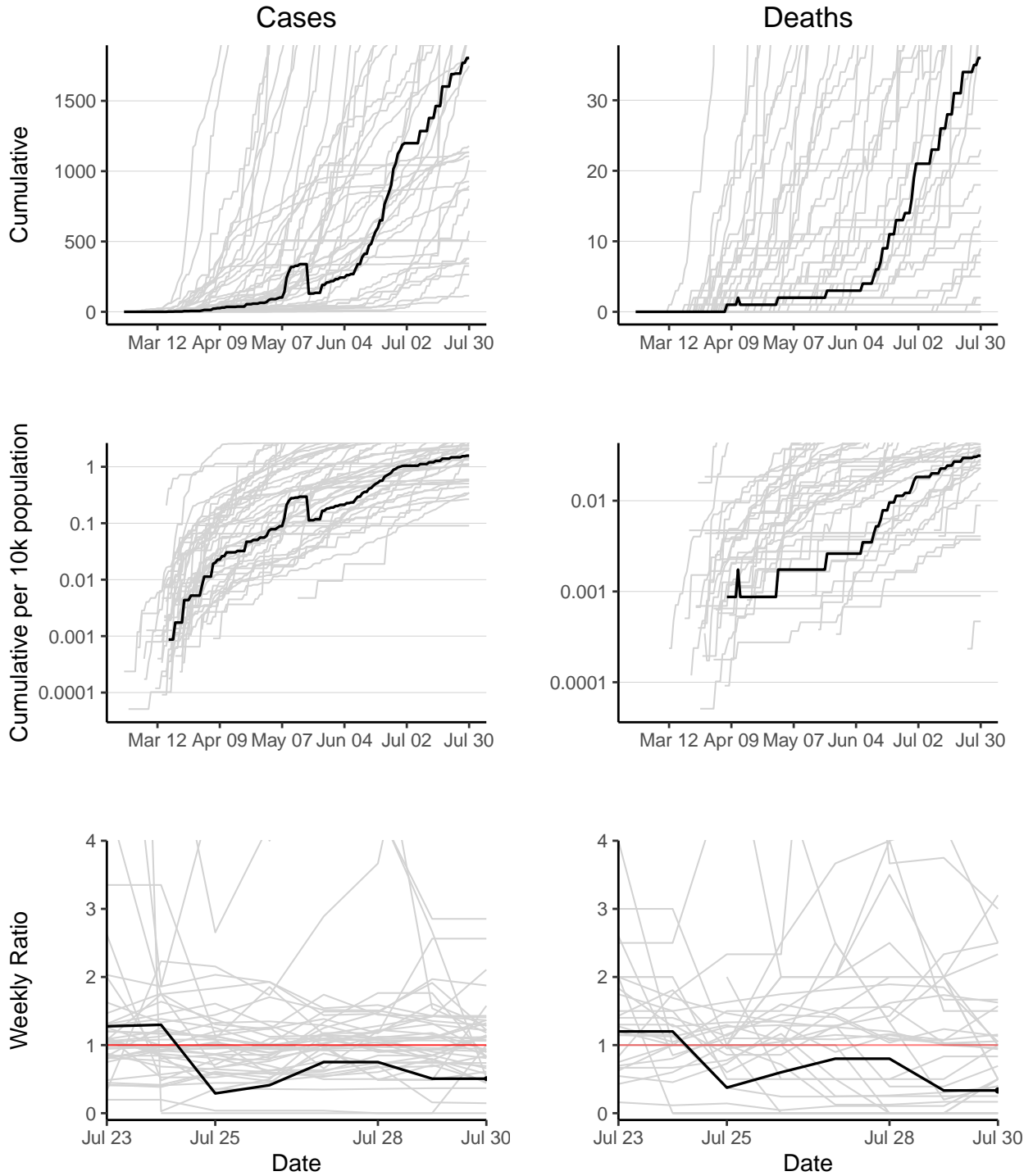
Algeria has 29229 reported case(s) (4th in the region) and 1186 reported death(s) (2nd). Cumulative counts per 10,000 population of reported cases and deaths are 6.9 (13th) and 0.28 (7th) respectively. The weekly ratio of reported cases over the last 2 weeks is 1.1 (23rd). The weekly ratio of reported deaths over the last 2 weeks is 1.1 (14th).

Angola



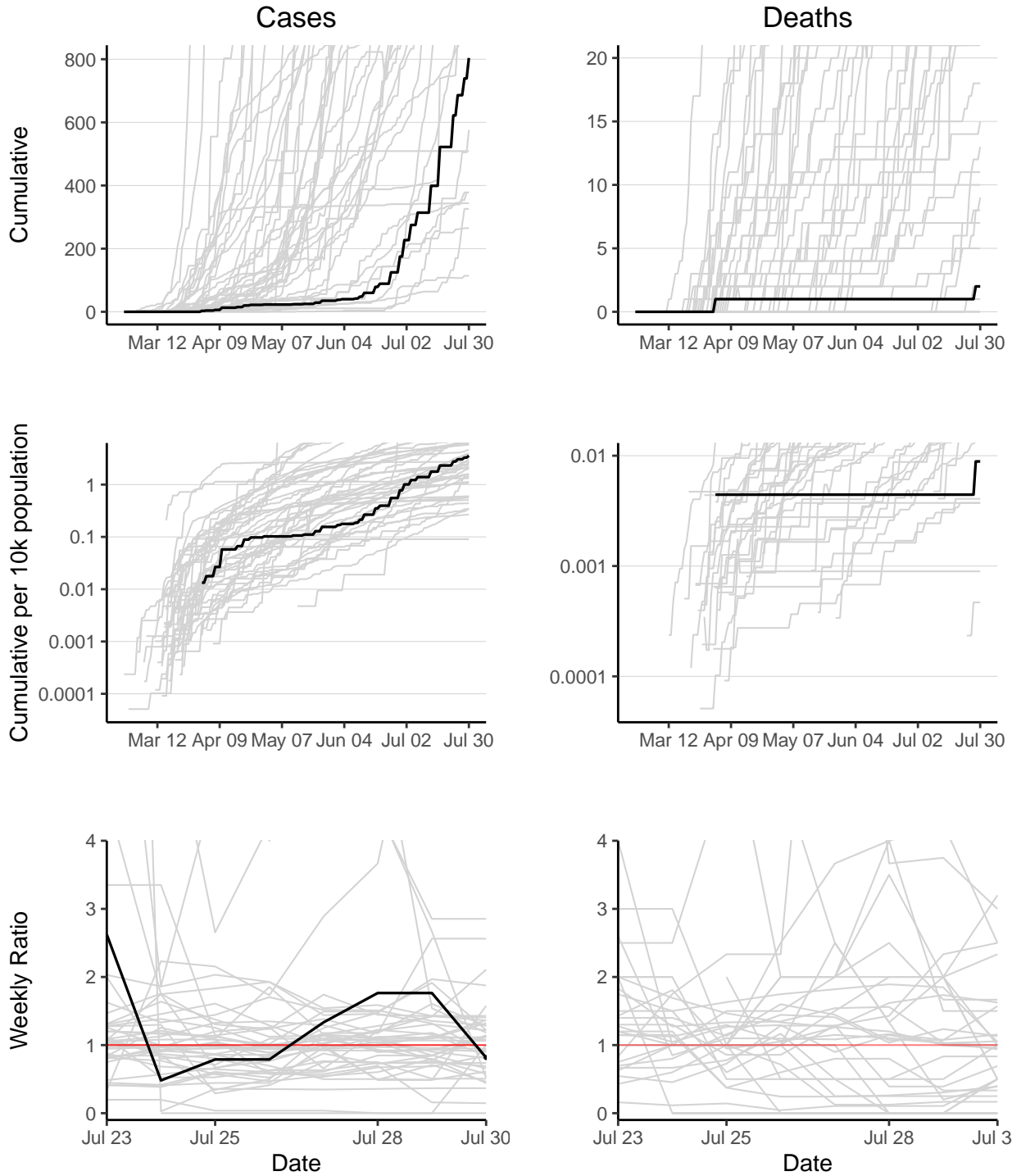
Angola has 1078 reported case(s) (35th in the region) and 48 reported death(s) (24th). Cumulative counts per 10,000 population of reported cases and deaths are 0.35 (44th) and 0.016 (39th) respectively. The weekly ratio of reported cases over the last 2 weeks is 1.1 (19th). The weekly ratio of reported deaths over the last 2 weeks is 2.5 (3rd).

Benin



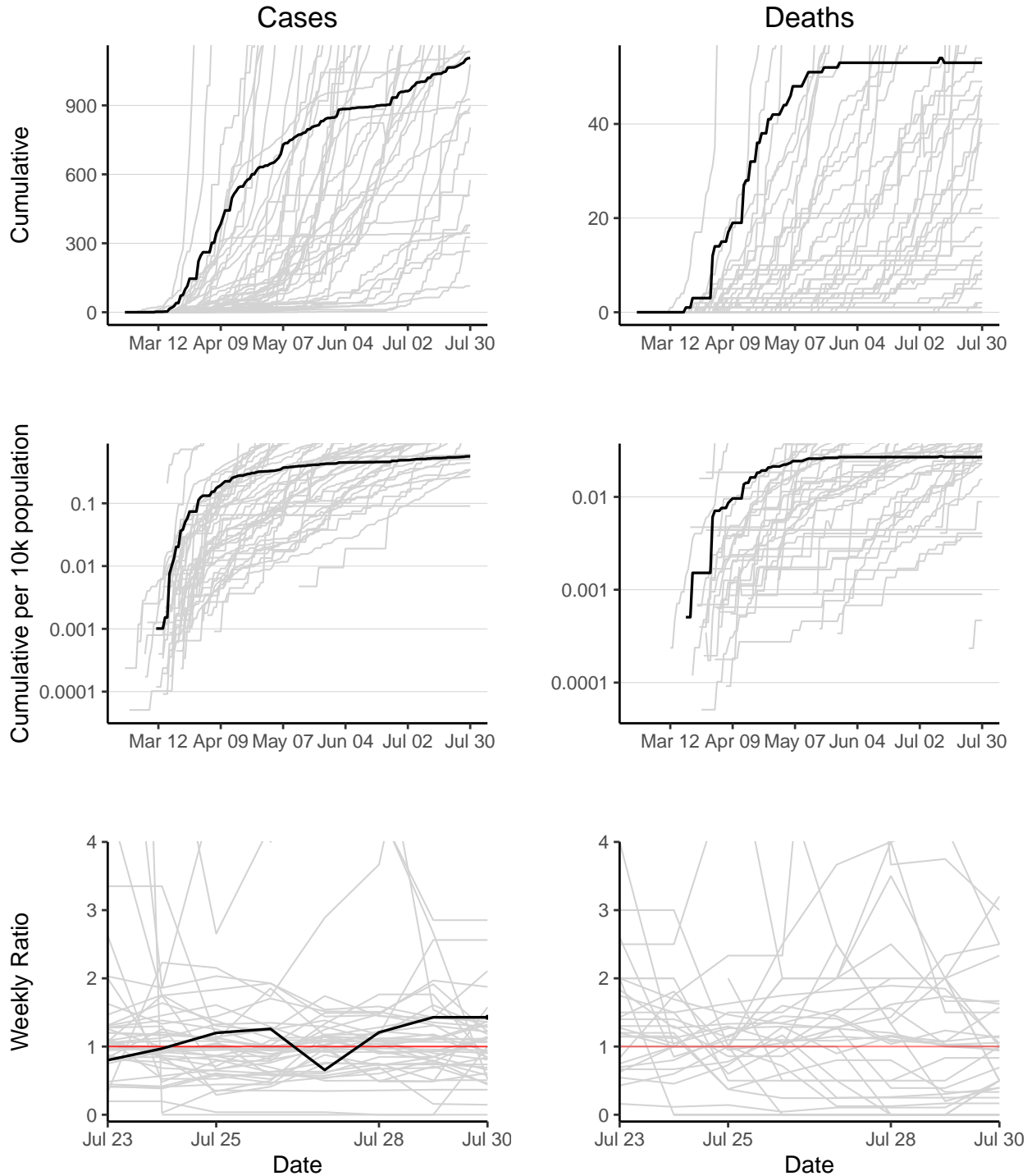
Benin has 1805 reported case(s) (28th in the region) and 36 reported death(s) (30th). Cumulative counts per 10,000 population of reported cases and deaths are 1.6 (33rd) and 0.031 (32nd) respectively. The weekly ratio of reported cases over the last 2 weeks is 0.51 (39th). The weekly ratio of reported deaths over the last 2 weeks is 0.33 (30th).

Botswana



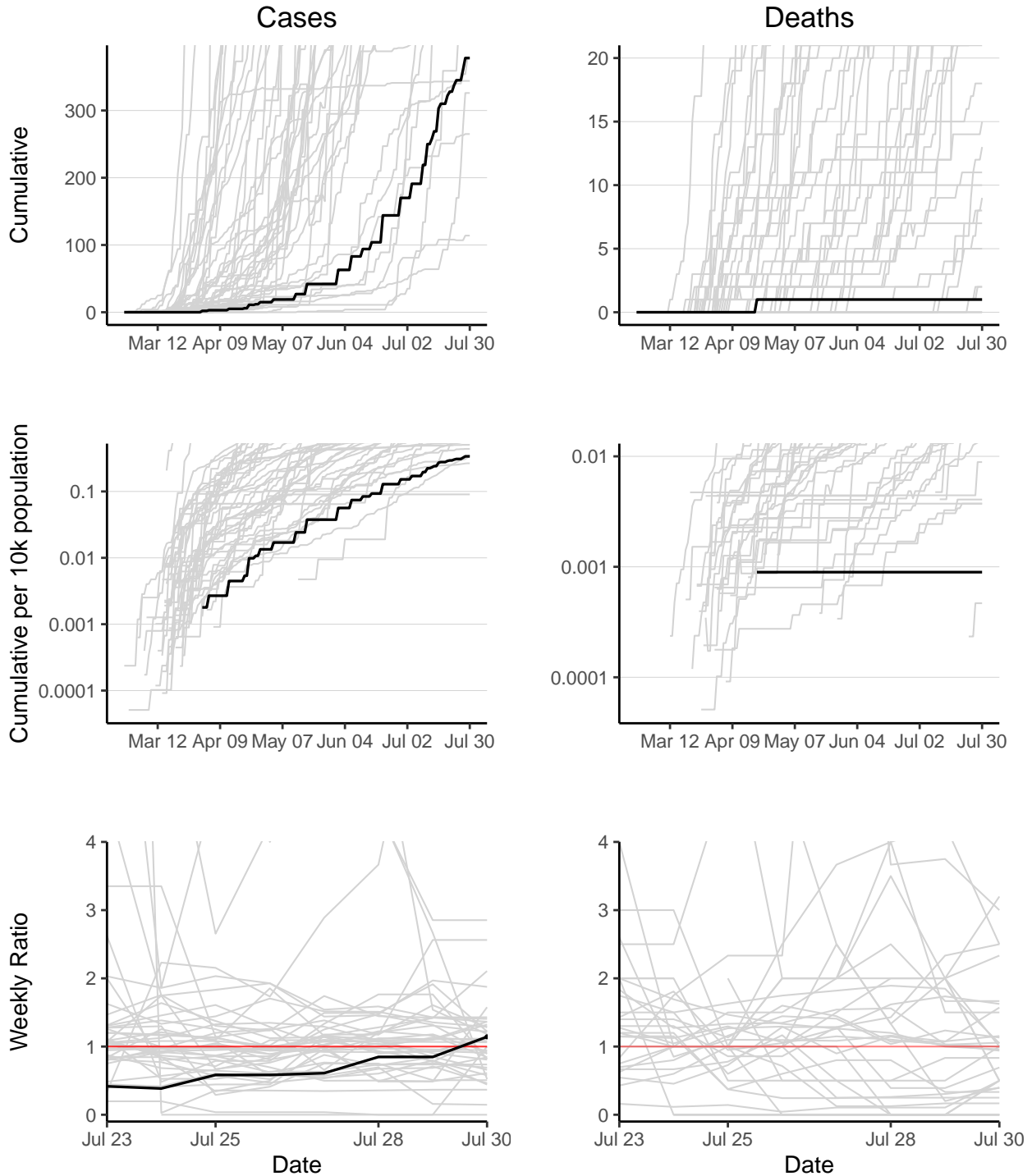
Botswana has 804 reported case(s) (39th in the region) and 2 reported death(s) (43rd). Cumulative counts per 10,000 population of reported cases and deaths are 3.6 (22nd) and 0.0089 (40th) respectively. The weekly ratio of reported cases over the last 2 weeks is 0.82 (31st). The weekly ratio of reported deaths cannot be calculated as no new deaths have been reported in one of the last 2 weeks.

Burkina Faso



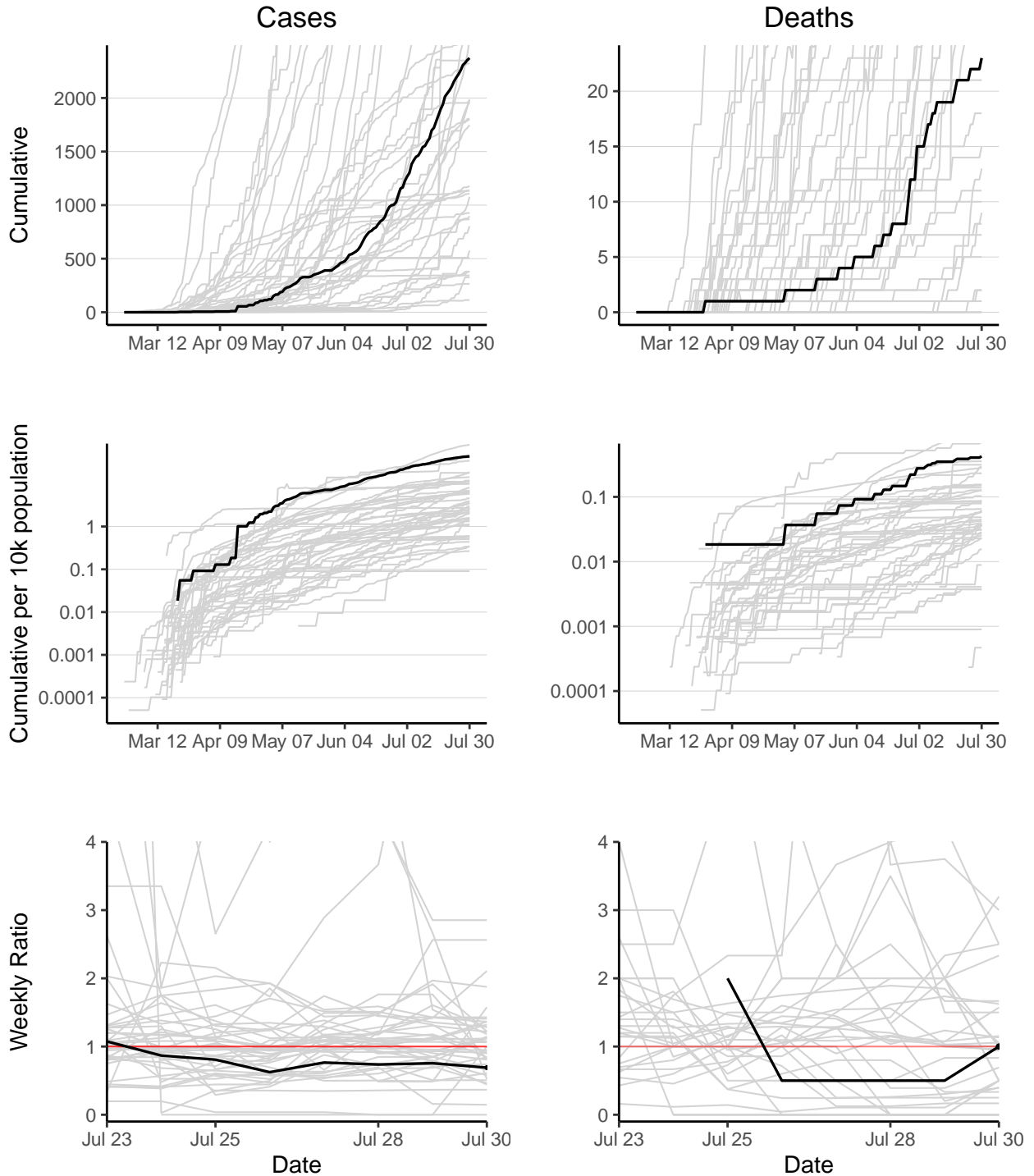
Burkina Faso has 1106 reported case(s) (34th in the region) and 53 reported death(s) (22nd). Cumulative counts per 10,000 population of reported cases and deaths are 0.56 (41st) and 0.027 (35th) respectively. The weekly ratio of reported cases over the last 2 weeks is 1.4 (7th). The weekly ratio of reported deaths cannot be calculated as no new deaths have been reported in one of the last 2 weeks.

Burundi



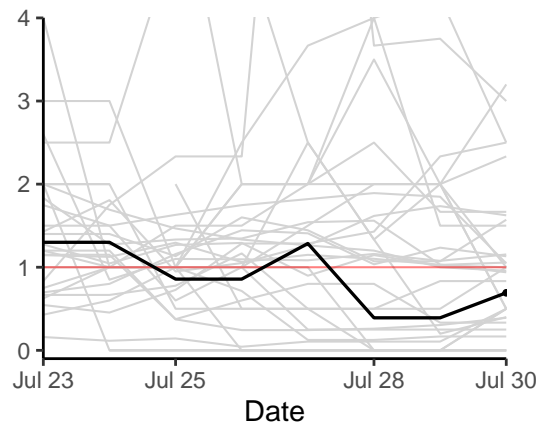
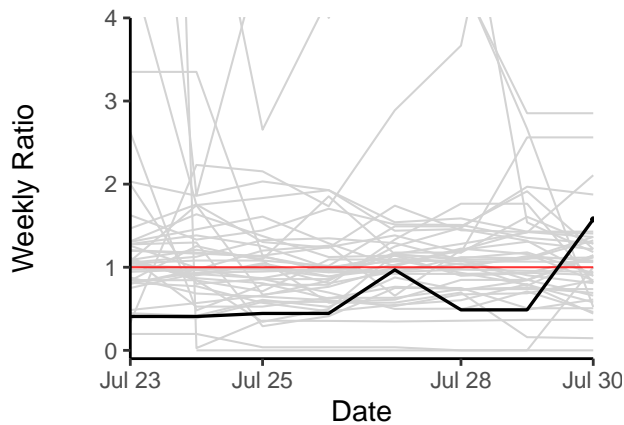
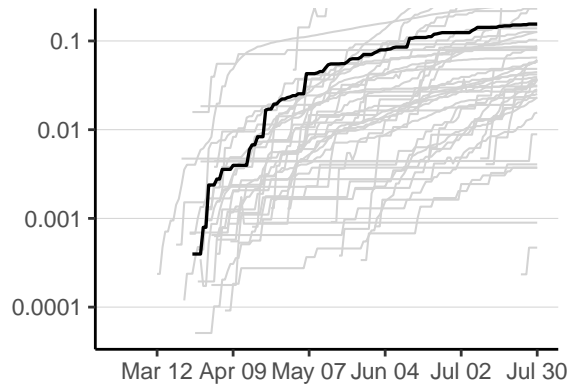
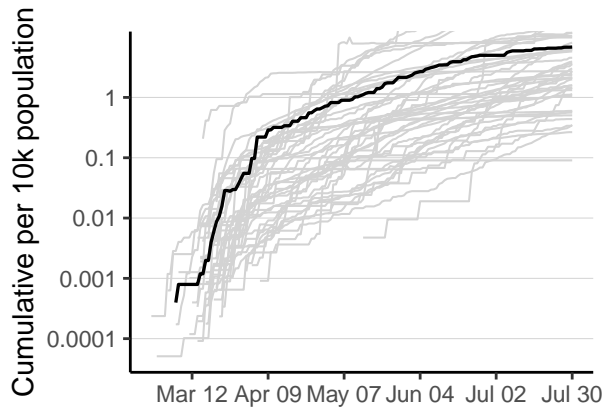
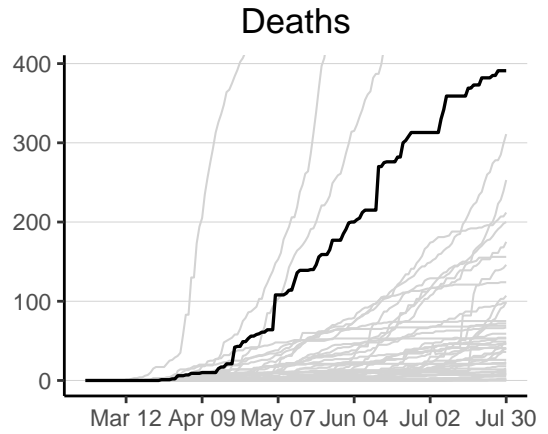
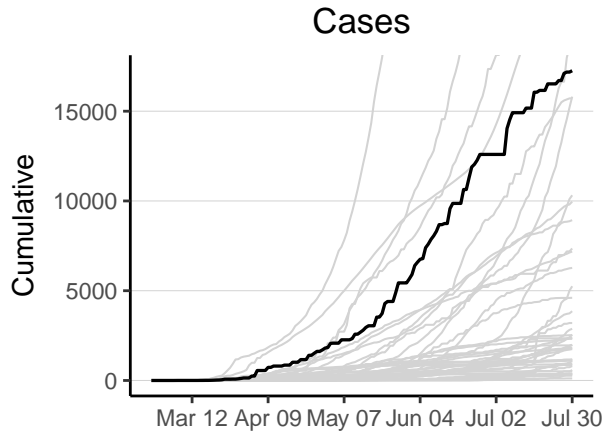
Burundi has 378 reported case(s) (42nd in the region) and 1 reported death(s) (45th). Cumulative counts per 10,000 population of reported cases and deaths are 0.34 (45th) and 0.00089 (44th) respectively. The weekly ratio of reported cases over the last 2 weeks is 1.1 (17th). The weekly ratio of reported deaths cannot be calculated as no new deaths have been reported in one of the last 2 weeks.

Cabo Verde



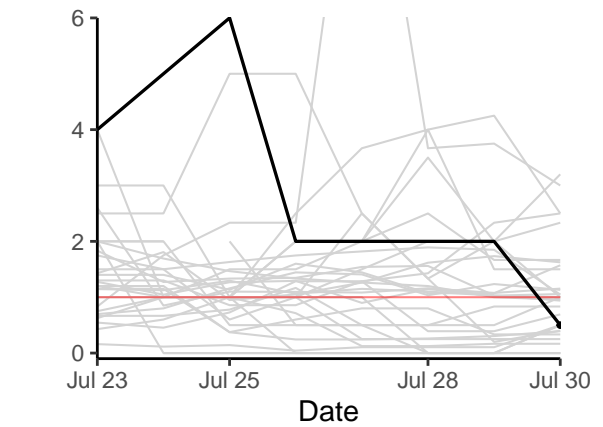
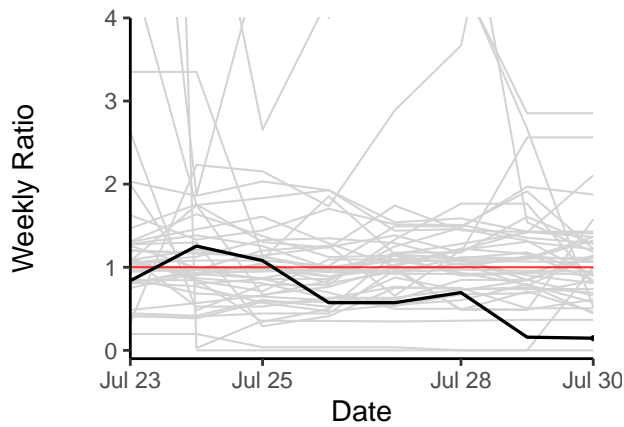
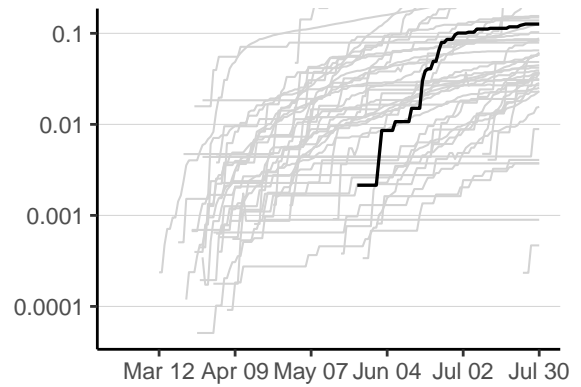
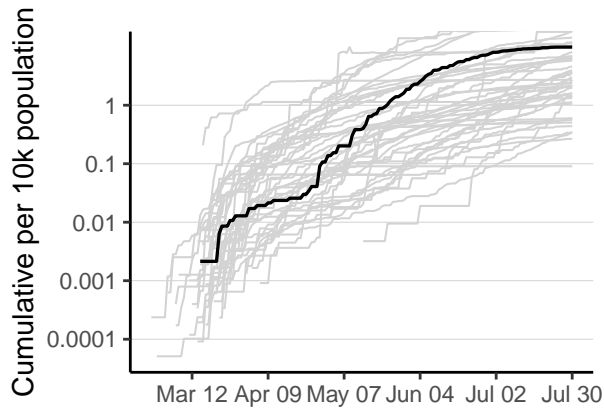
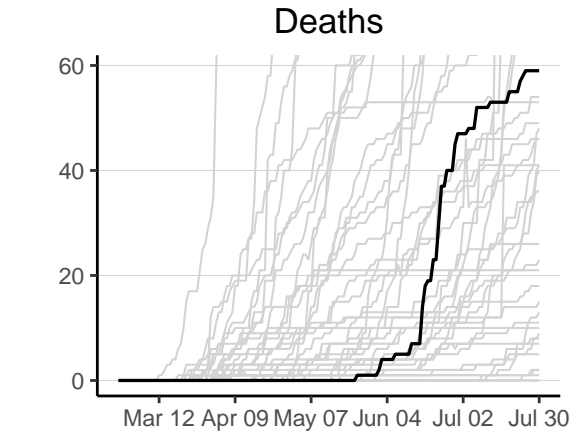
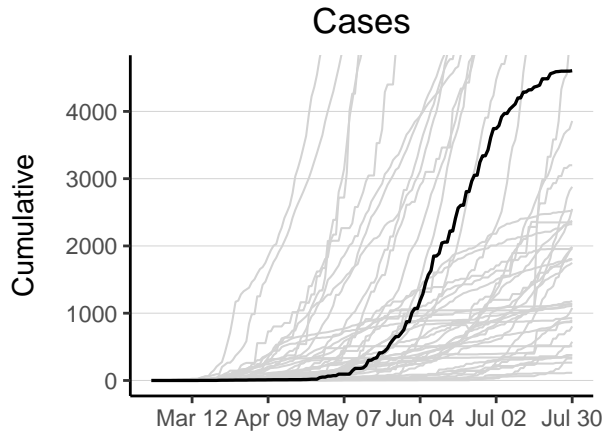
Cabo Verde has 2373 reported case(s) (22nd in the region) and 23 reported death(s) (32nd). Cumulative counts per 10,000 population of reported cases and deaths are 44 (2nd) and 0.42 (3rd) respectively. The weekly ratio of reported cases over the last 2 weeks is 0.69 (34th). The weekly ratio of reported deaths over the last 2 weeks is 1 (16th).

Cameroon



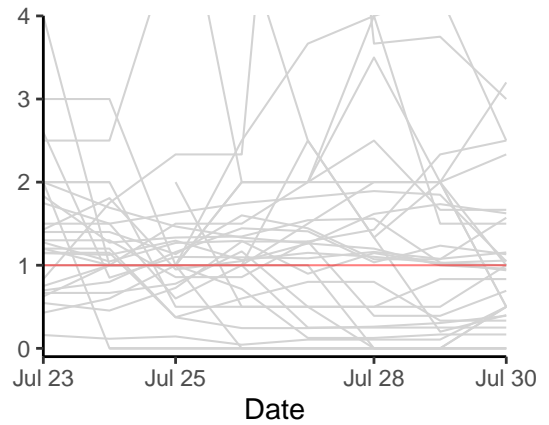
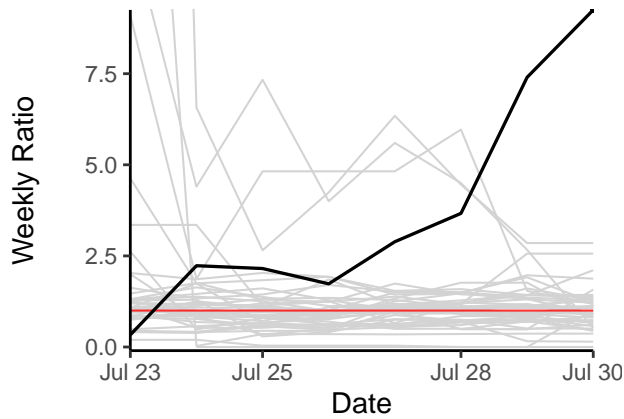
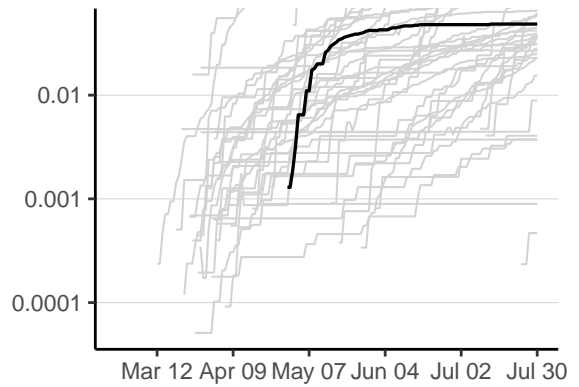
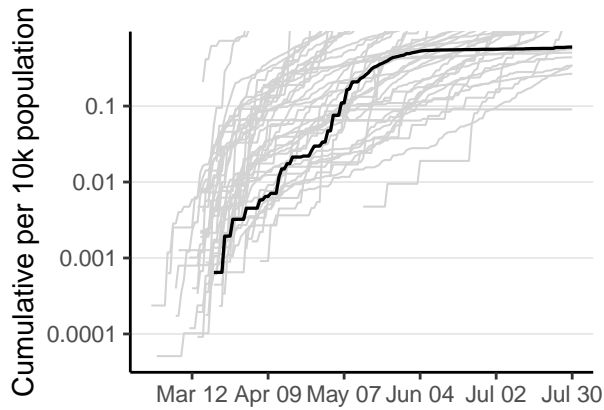
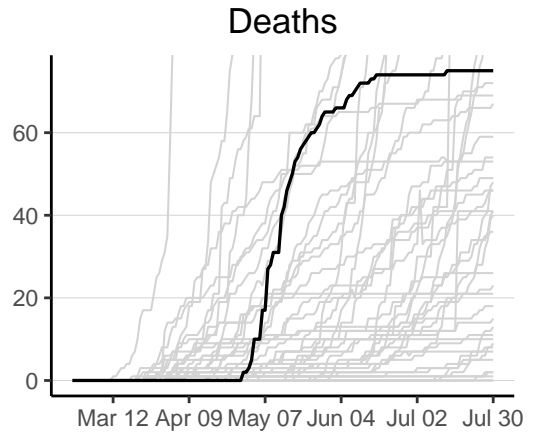
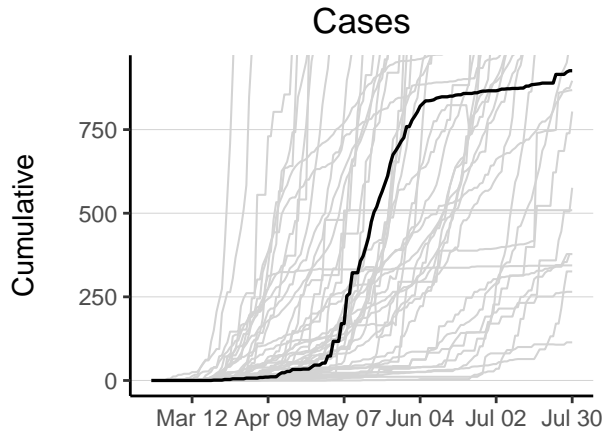
Cameroon has 17255 reported case(s) (6th in the region) and 391 reported death(s) (4th). Cumulative counts per 10,000 population of reported cases and deaths are 6.8 (14th) and 0.16 (9th) respectively. The weekly ratio of reported cases over the last 2 weeks is 1.6 (6th). The weekly ratio of reported deaths over the last 2 weeks is 0.69 (22nd).

Central African Republic



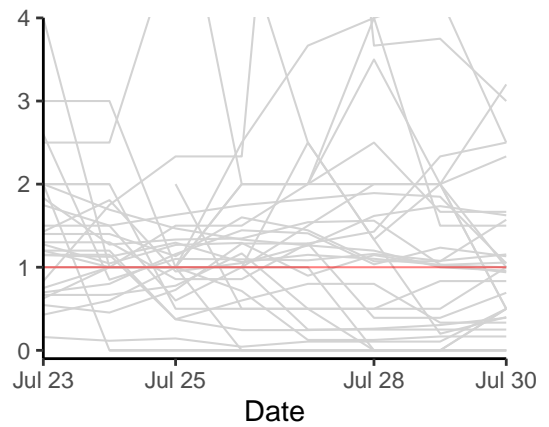
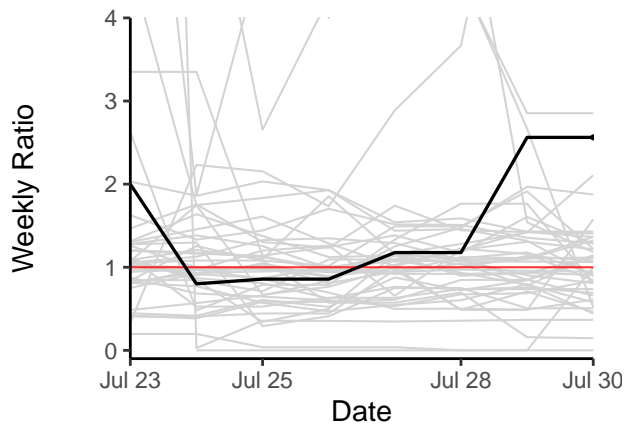
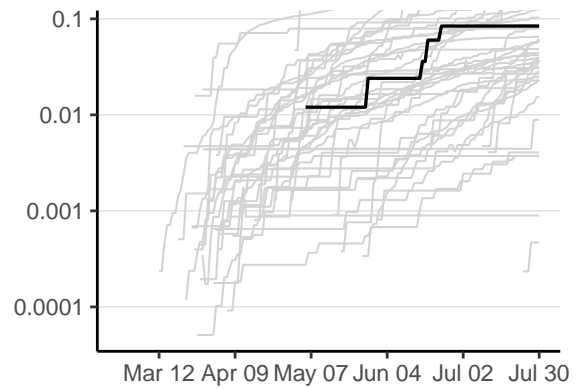
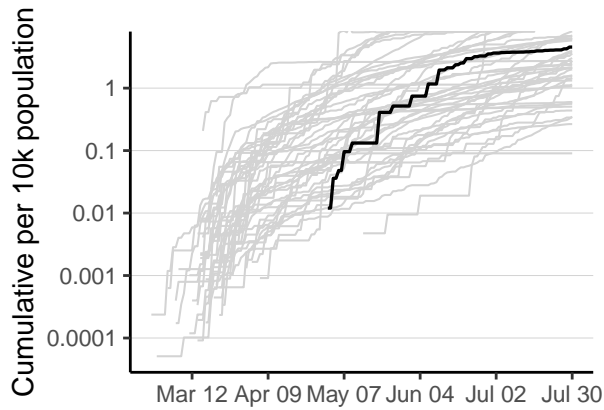
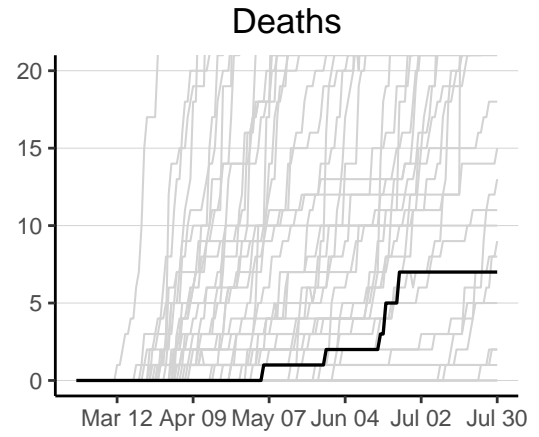
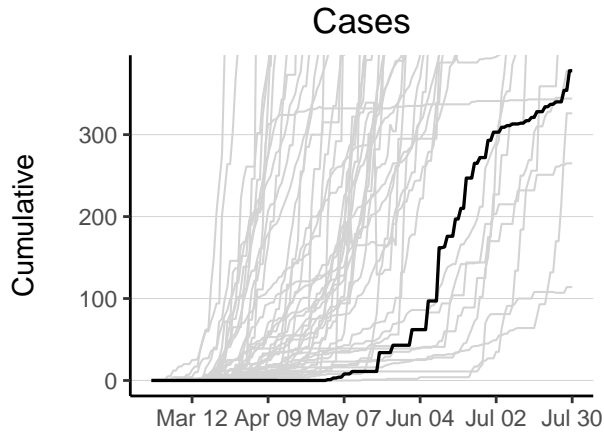
Central African Republic has 4605 reported case(s) (16th in the region) and 59 reported death(s) (20th). Cumulative counts per 10,000 population of reported cases and deaths are 9.9 (11th) and 0.13 (12th) respectively. The weekly ratio of reported cases over the last 2 weeks is 0.15 (43rd). The weekly ratio of reported deaths over the last 2 weeks is 0.5 (23rd).

Chad



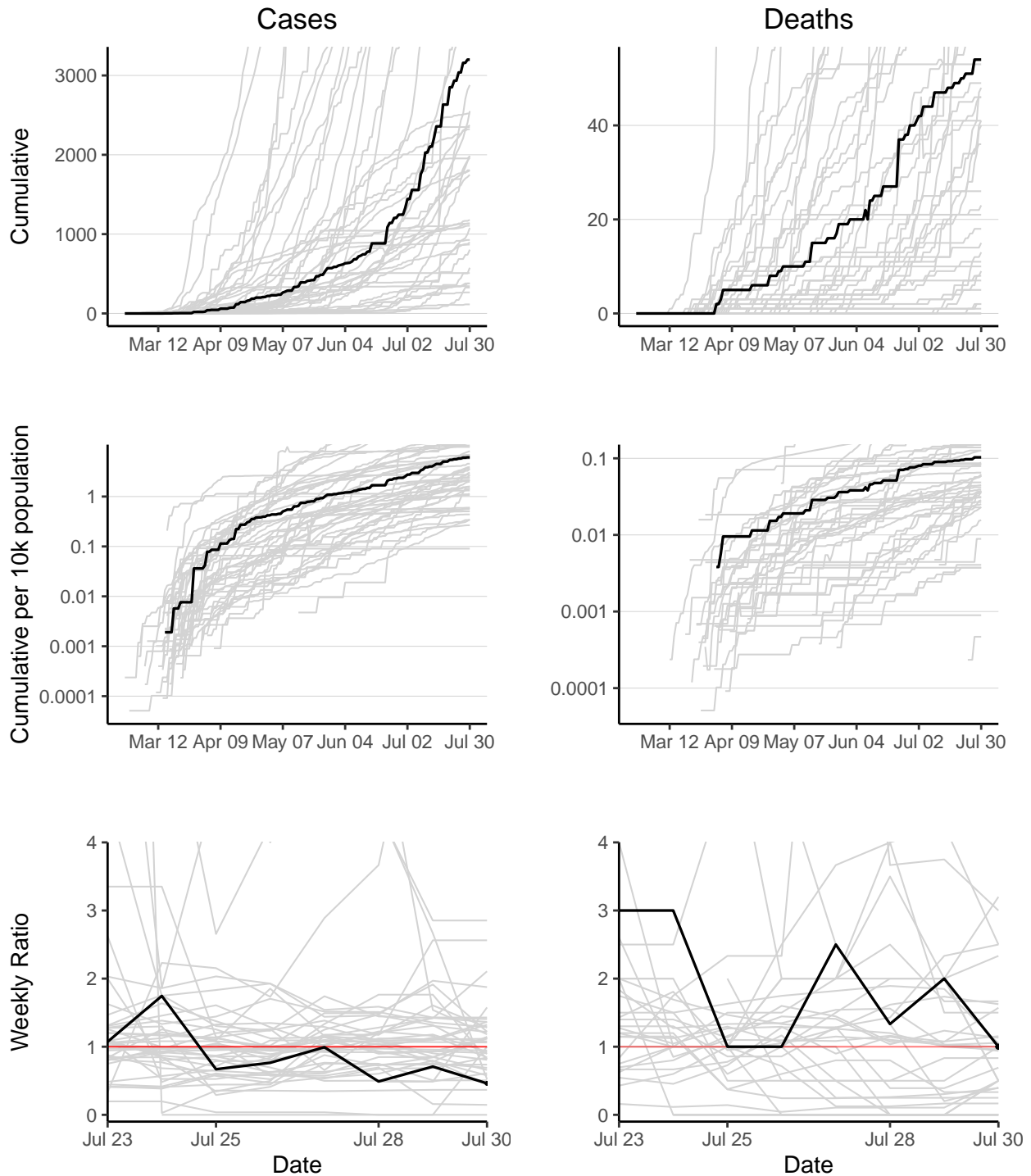
Chad has 926 reported case(s) (36th in the region) and 75 reported death(s) (16th). Cumulative counts per 10,000 population of reported cases and deaths are 0.6 (39th) and 0.048 (24th) respectively. The weekly ratio of reported cases over the last 2 weeks is 9.2 (1st). The weekly ratio of reported deaths cannot be calculated as no new deaths have been reported in one of the last 2 weeks.

Comoros



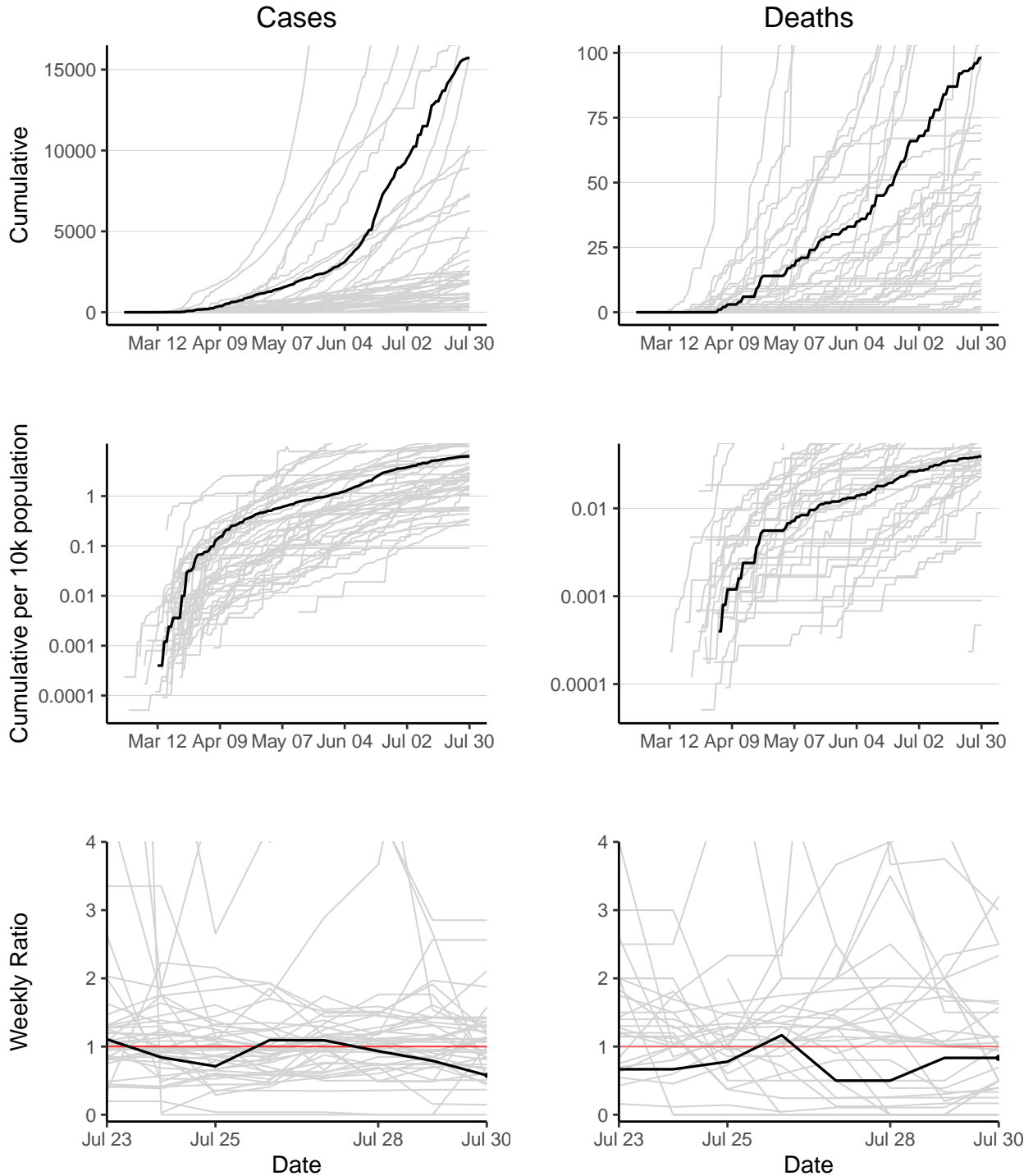
Comoros has 378 reported case(s) (43rd in the region) and 7 reported death(s) (41st). Cumulative counts per 10,000 population of reported cases and deaths are 4.5 (19th) and 0.084 (17th) respectively. The weekly ratio of reported cases over the last 2 weeks is 2.6 (3rd). The weekly ratio of reported deaths cannot be calculated as no new deaths have been reported in one of the last 2 weeks.

Congo



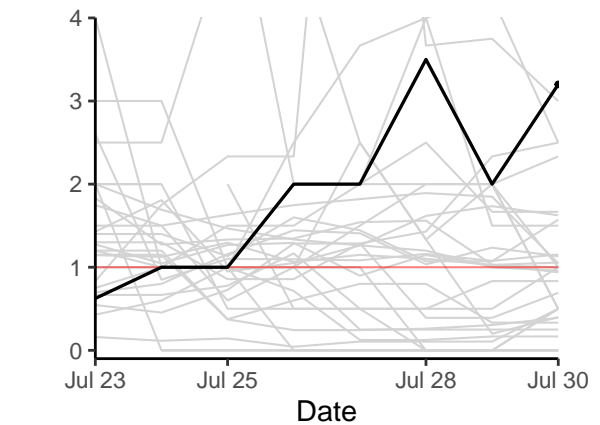
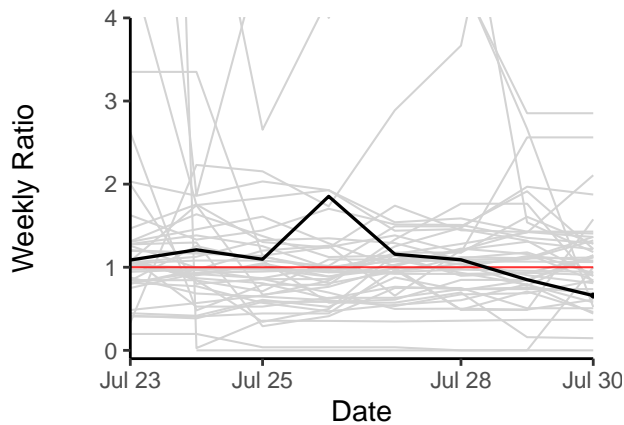
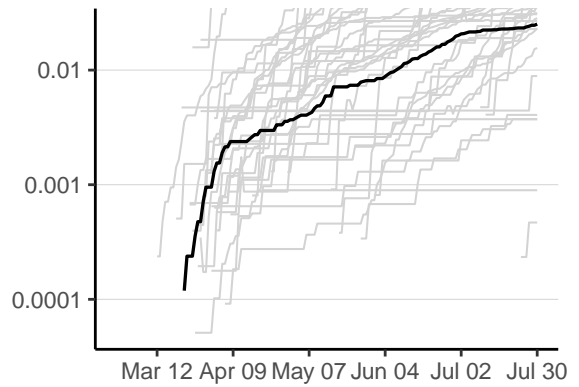
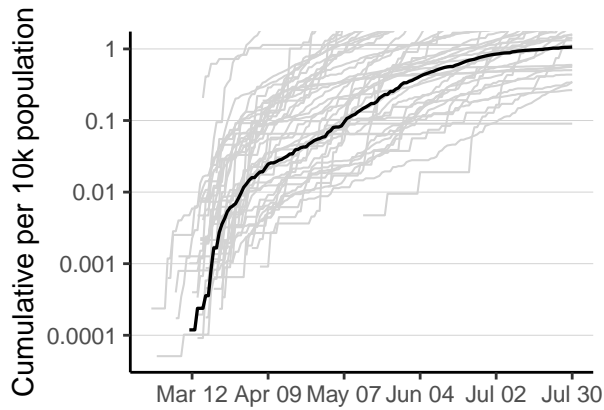
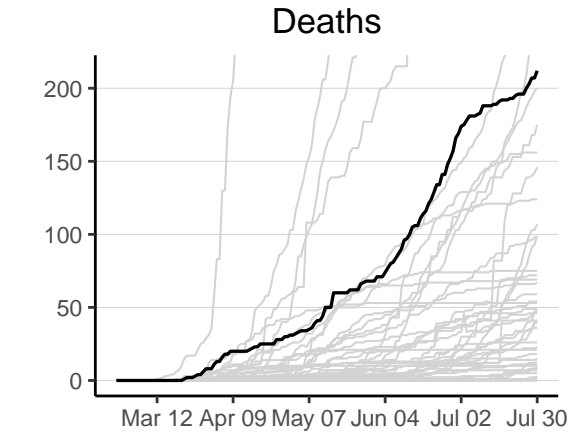
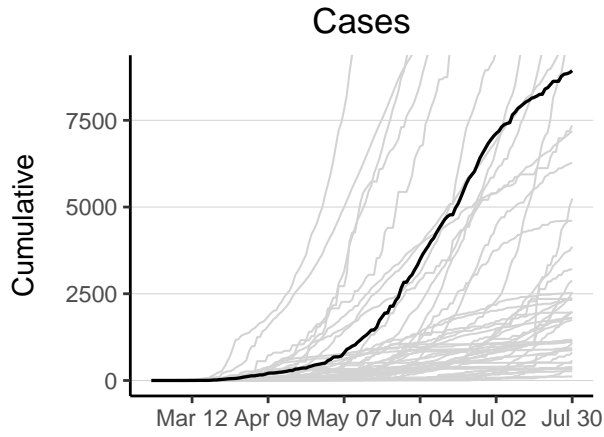
Congo has 3200 reported case(s) (18th in the region) and 54 reported death(s) (21st). Cumulative counts per 10,000 population of reported cases and deaths are 6.1 (17th) and 0.1 (14th) respectively. The weekly ratio of reported cases over the last 2 weeks is 0.46 (40th). The weekly ratio of reported deaths over the last 2 weeks is 1 (17th).

Cote d'Ivoire



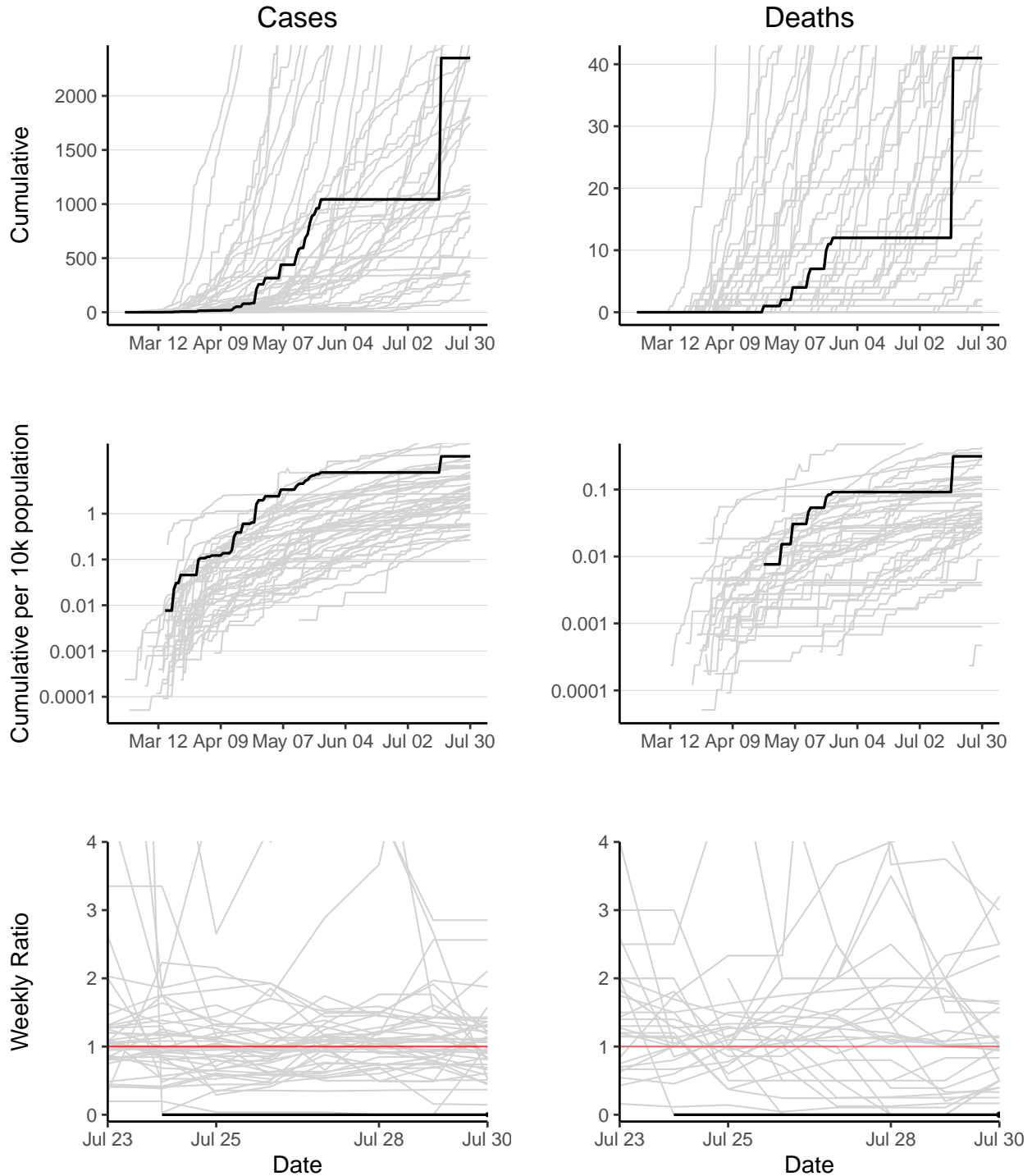
Cote d'Ivoire has 15713 reported case(s) (8th in the region) and 98 reported death(s) (15th). Cumulative counts per 10,000 population of reported cases and deaths are 6.3 (16th) and 0.039 (27th) respectively. The weekly ratio of reported cases over the last 2 weeks is 0.58 (37th). The weekly ratio of reported deaths over the last 2 weeks is 0.83 (21st).

Democratic Republic of the Congo



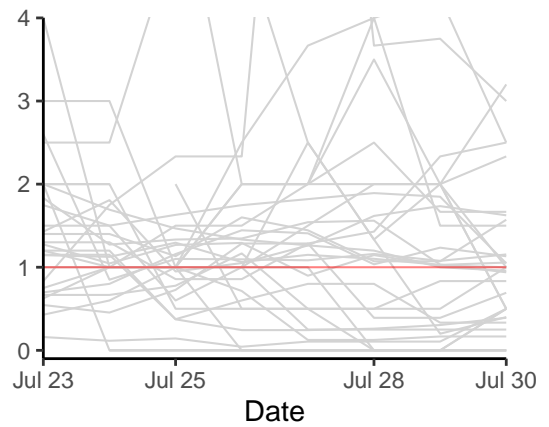
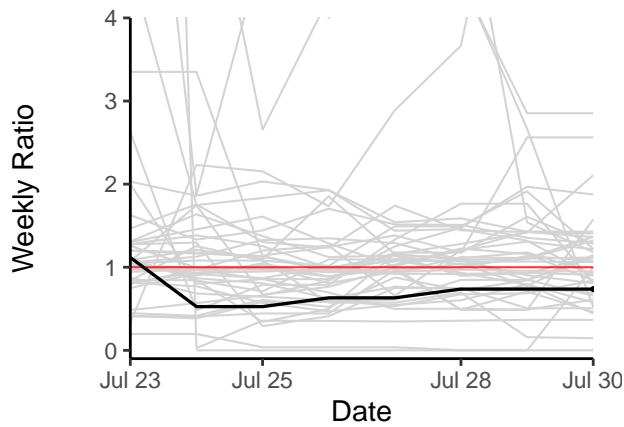
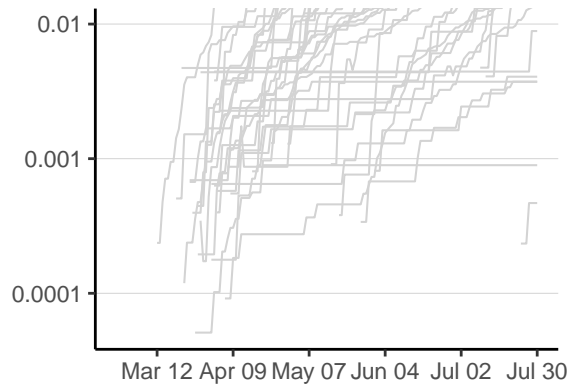
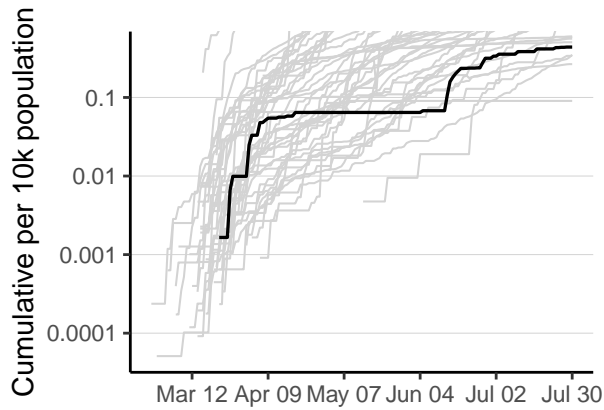
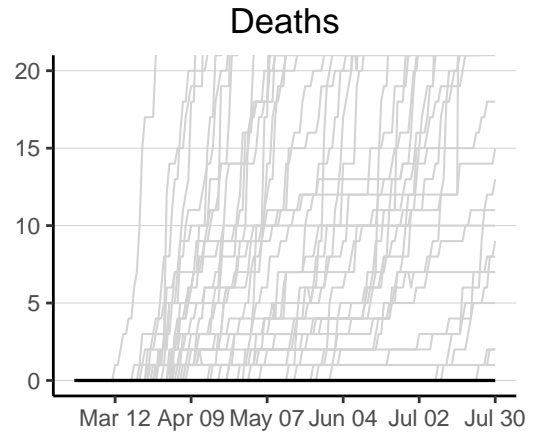
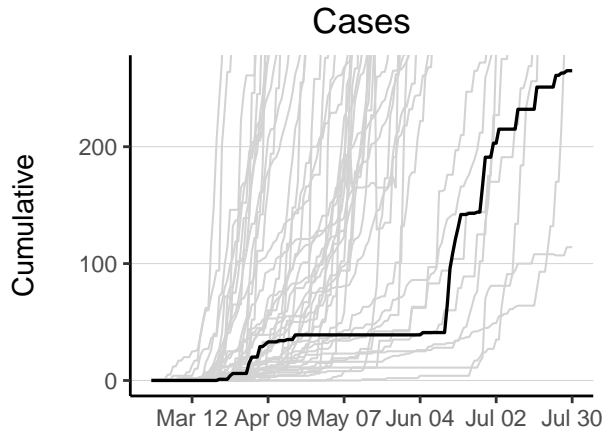
Democratic Republic of the Congo has 8930 reported case(s) (11th in the region) and 212 reported death(s) (7th). Cumulative counts per 10,000 population of reported cases and deaths are 1.1 (38th) and 0.025 (36th) respectively. The weekly ratio of reported cases over the last 2 weeks is 0.66 (35th). The weekly ratio of reported deaths over the last 2 weeks is 3.2 (1st).

Equatorial Guinea



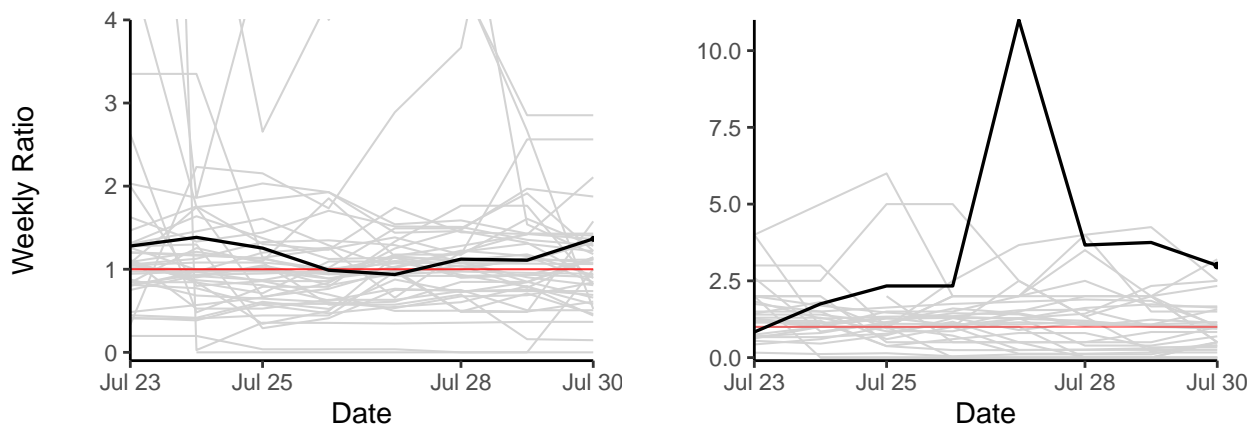
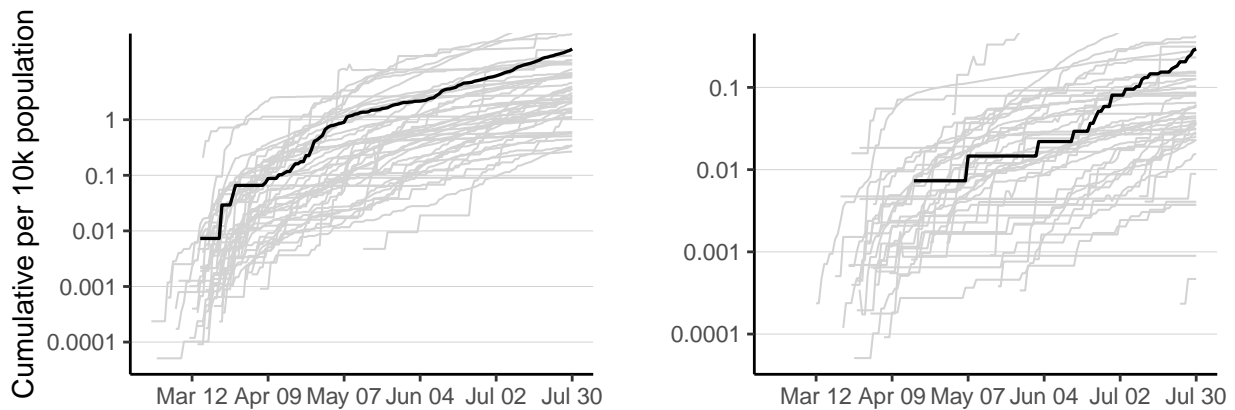
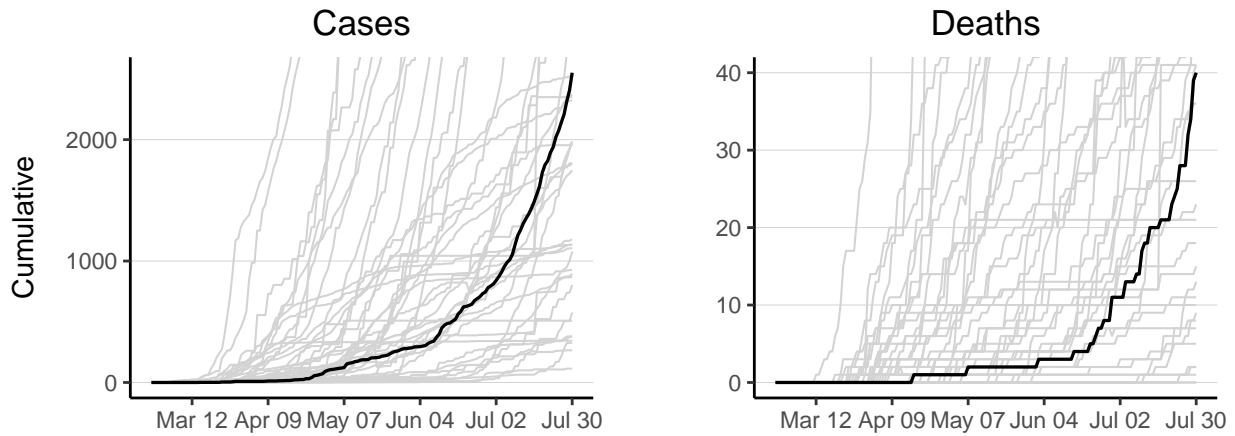
Equatorial Guinea has 2350 reported case(s) (23rd in the region) and 41 reported death(s) (27th). Cumulative counts per 10,000 population of reported cases and deaths are 18 (6th) and 0.31 (5th) respectively. The weekly ratio of reported cases over the last 2 weeks is 0 (44th). The weekly ratio of reported deaths over the last 2 weeks is 0 (33rd).

Eritrea



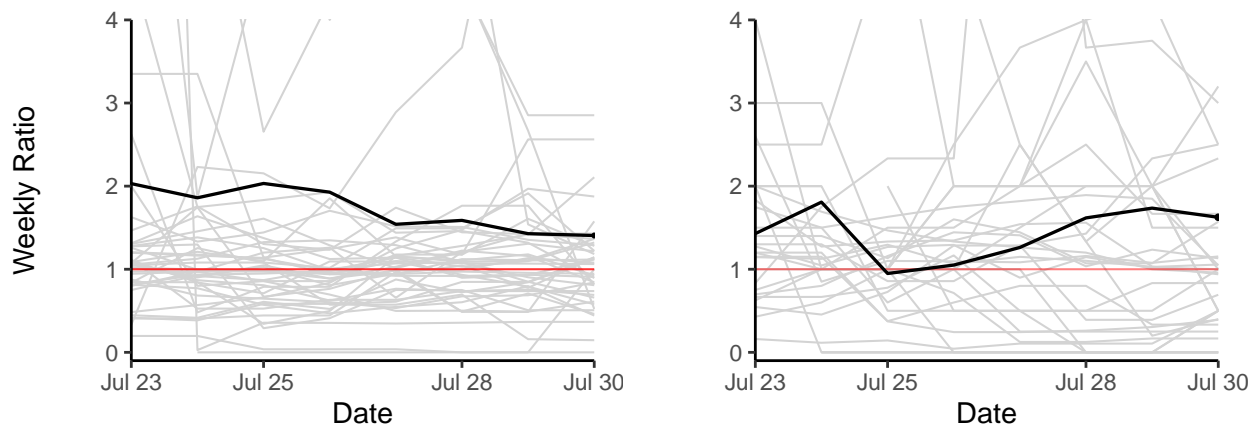
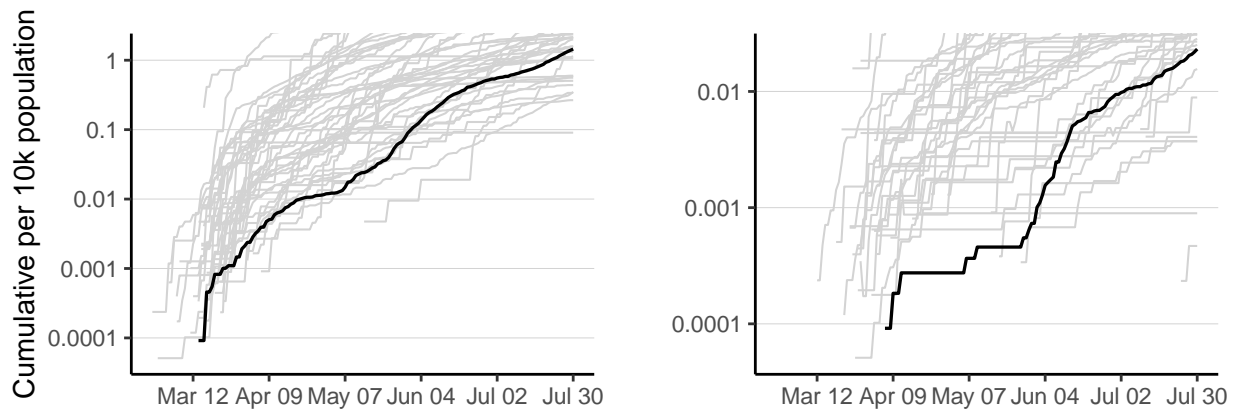
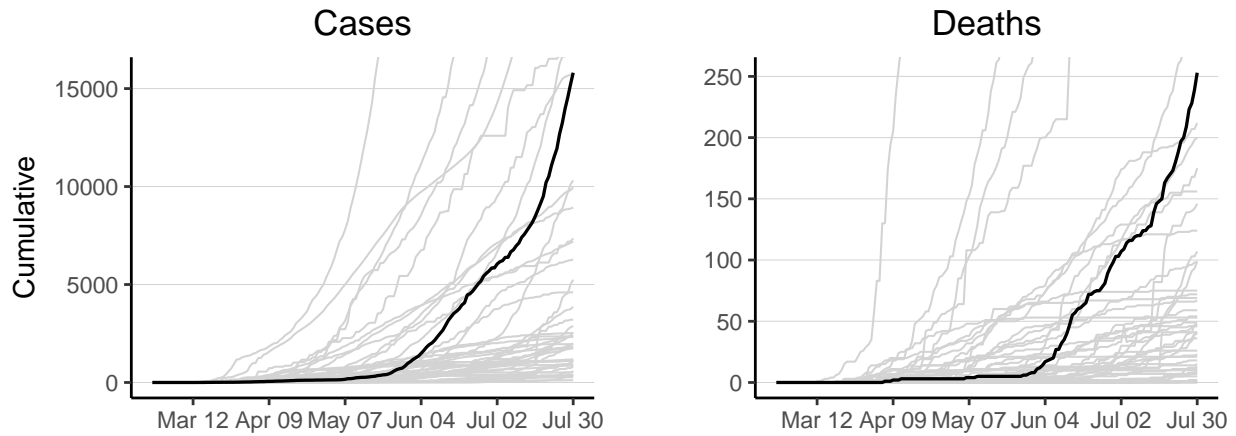
Eritrea has 265 reported case(s) (46th in the region) and 0 reported death(s) (46th). Cumulative counts per 10,000 population of reported cases and deaths are 0.44 (43rd) and 0 (46th) respectively. The weekly ratio of reported cases over the last 2 weeks is 0.74 (33rd). The weekly ratio of reported deaths cannot be calculated as no new deaths have been reported in one of the last 2 weeks.

Eswatini



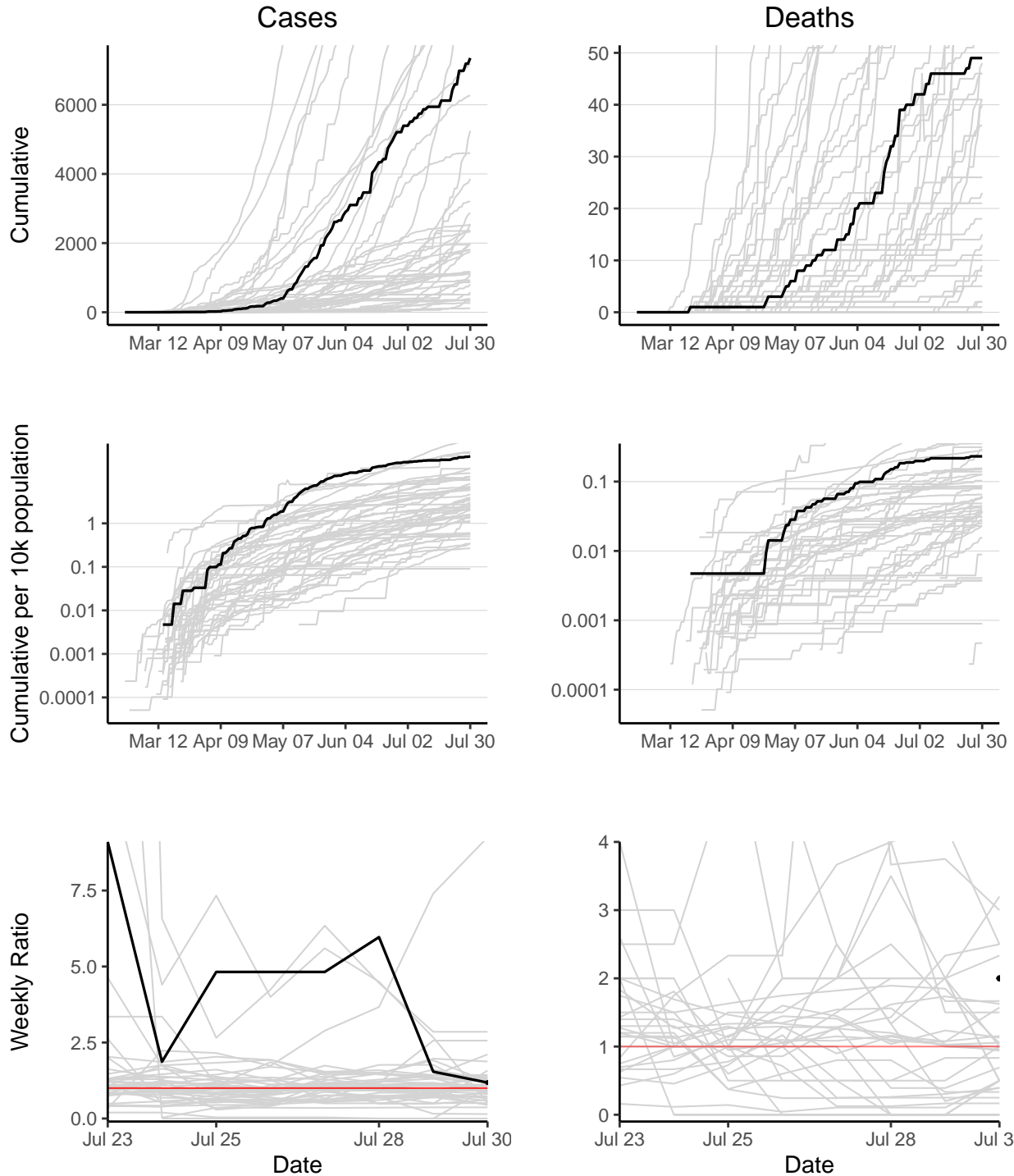
Eswatini has 2551 reported case(s) (20th in the region) and 40 reported death(s) (29th). Cumulative counts per 10,000 population of reported cases and deaths are 19 (5th) and 0.29 (6th) respectively. The weekly ratio of reported cases over the last 2 weeks is 1.4 (9th). The weekly ratio of reported deaths over the last 2 weeks is 3 (2nd).

Ethiopia



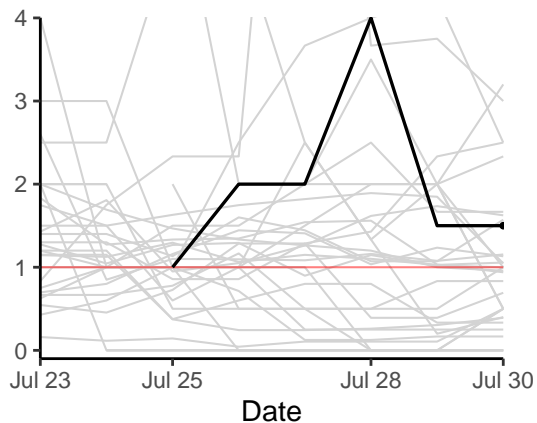
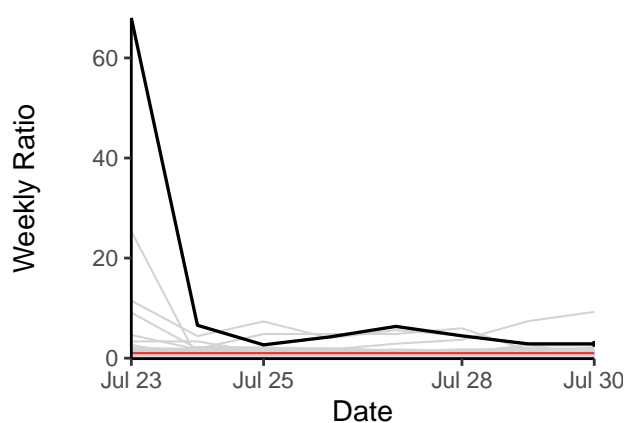
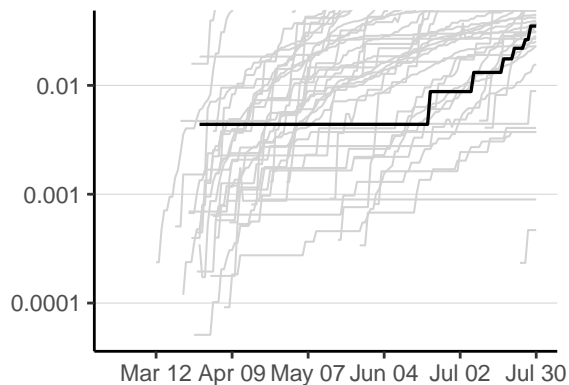
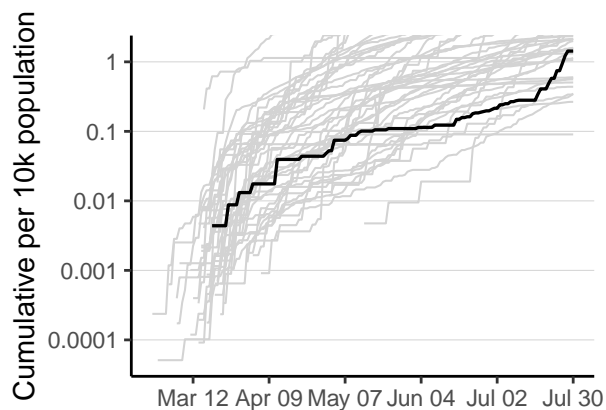
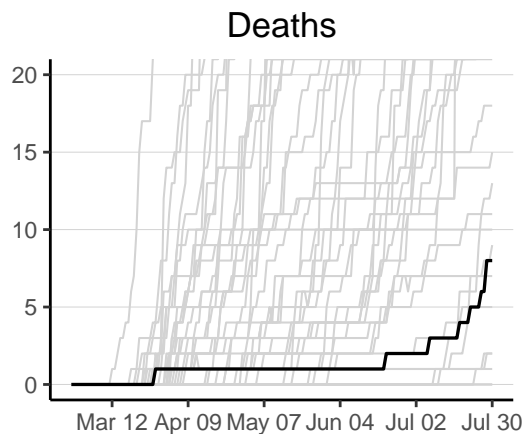
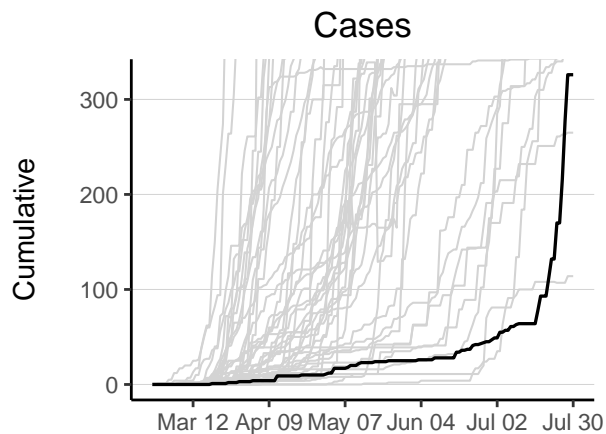
Ethiopia has 15810 reported case(s) (7th in the region) and 253 reported death(s) (6th). Cumulative counts per 10,000 population of reported cases and deaths are 1.4 (34th) and 0.023 (37th) respectively. The weekly ratio of reported cases over the last 2 weeks is 1.4 (8th). The weekly ratio of reported deaths over the last 2 weeks is 1.6 (9th).

Gabon



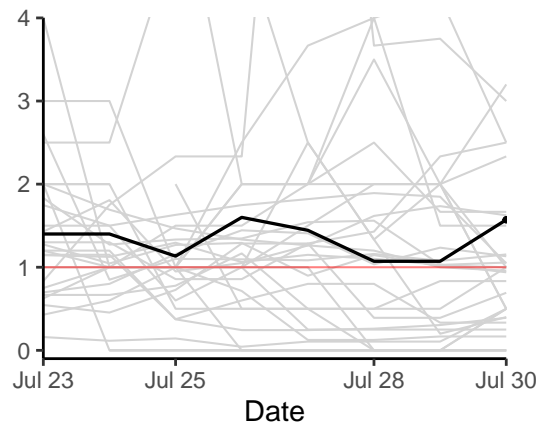
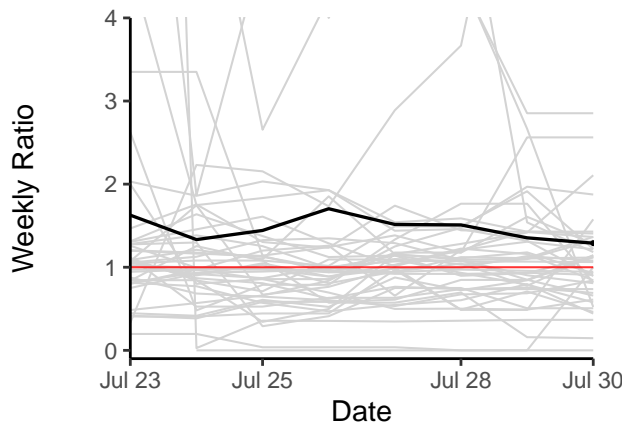
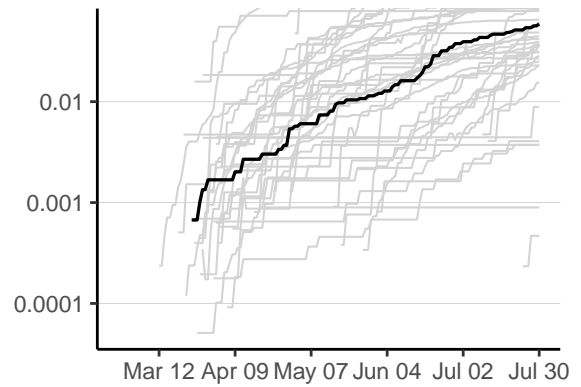
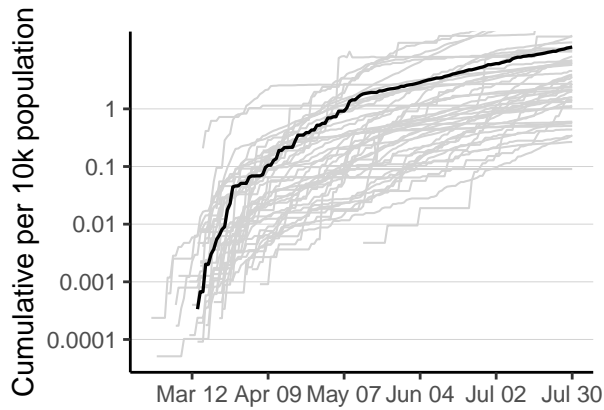
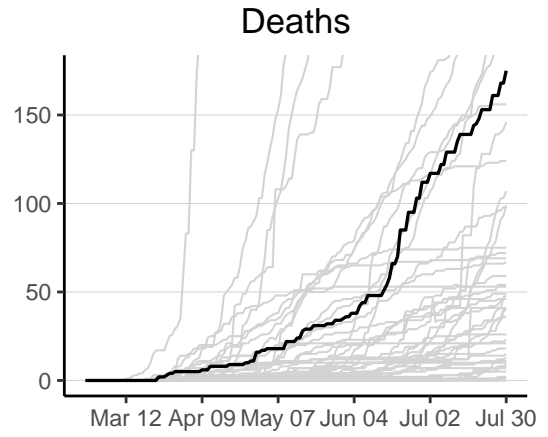
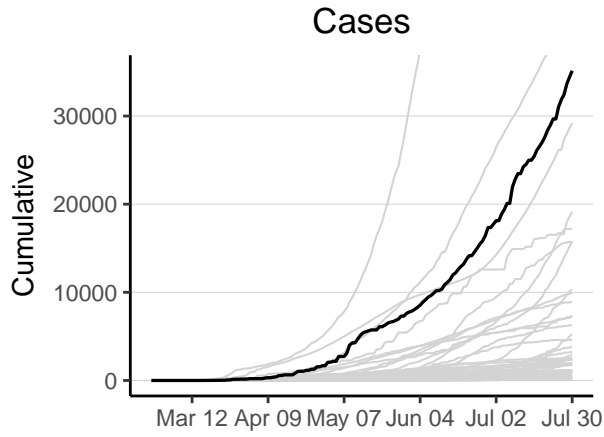
Gabon has 7352 reported case(s) (12th in the region) and 49 reported death(s) (23rd). Cumulative counts per 10,000 population of reported cases and deaths are 35 (4th) and 0.23 (8th) respectively. The weekly ratio of reported cases over the last 2 weeks is 1.2 (16th). The weekly ratio of reported deaths over the last 2 weeks is 2 (6th).

Gambia



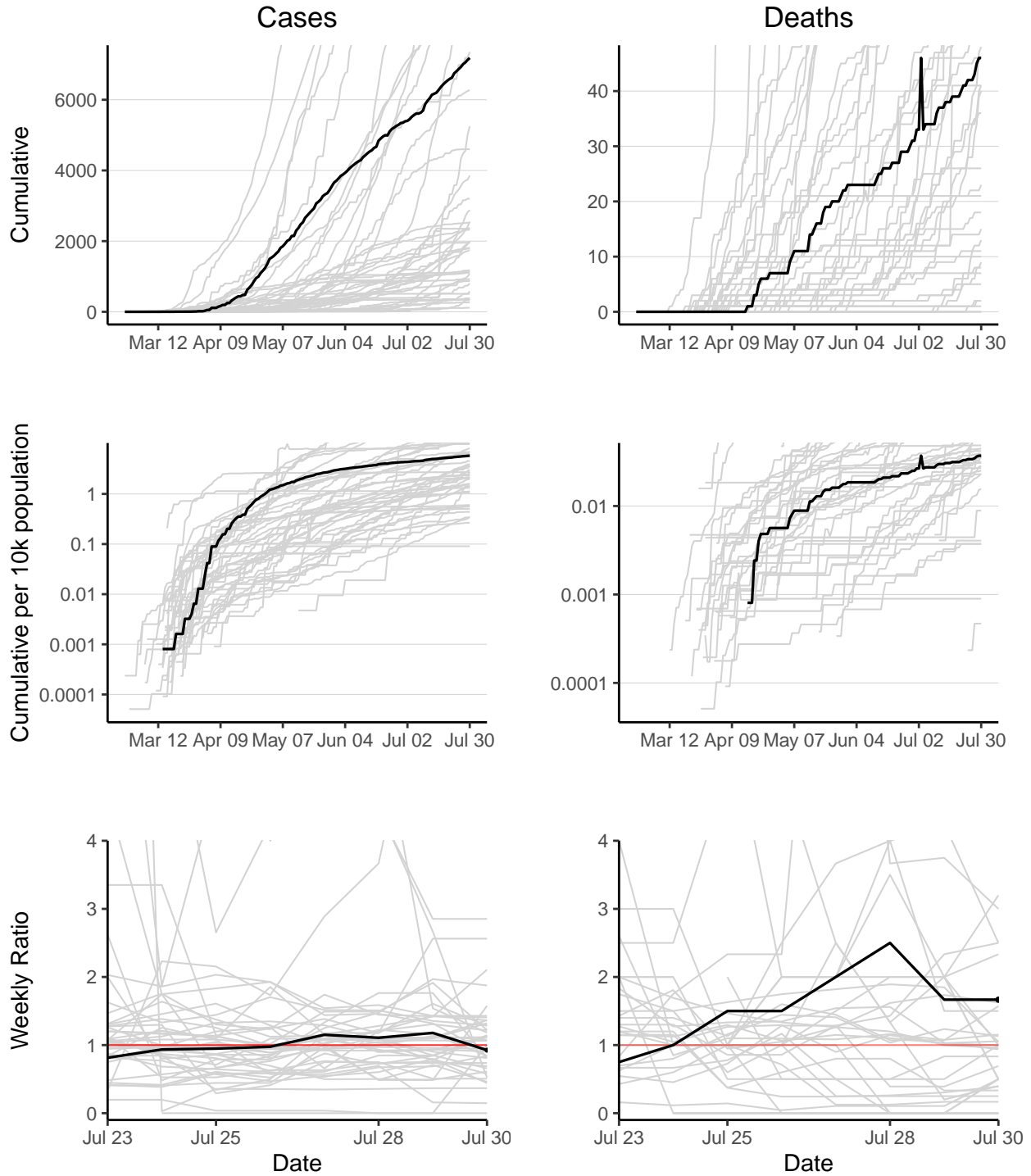
Gambia has 326 reported case(s) (45th in the region) and 8 reported death(s) (40th). Cumulative counts per 10,000 population of reported cases and deaths are 1.4 (35th) and 0.035 (31st) respectively. The weekly ratio of reported cases over the last 2 weeks is 2.9 (2nd). The weekly ratio of reported deaths over the last 2 weeks is 1.5 (11th).

Ghana



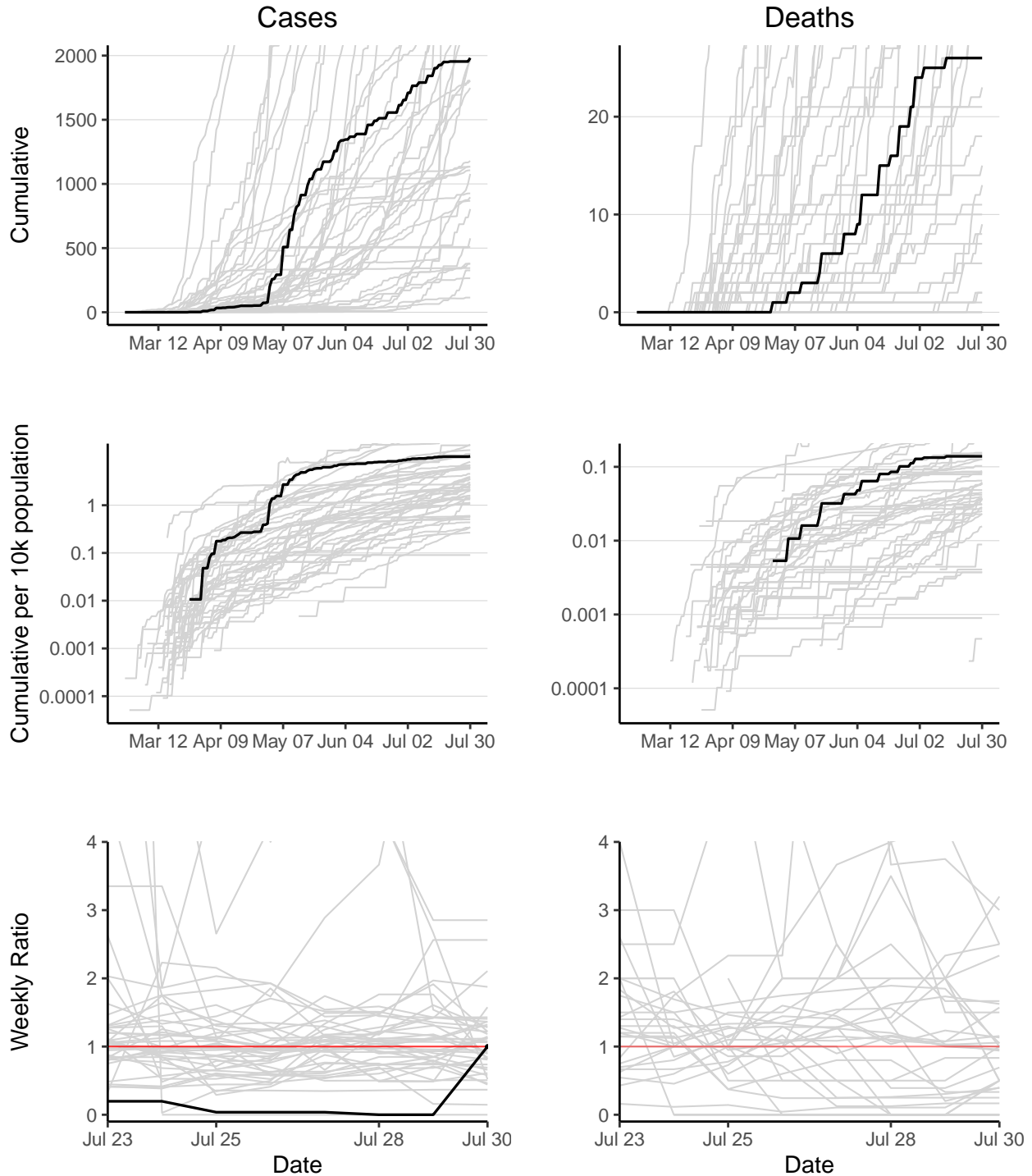
Ghana has 35142 reported case(s) (3rd in the region) and 175 reported death(s) (9th). Cumulative counts per 10,000 population of reported cases and deaths are 12 (8th) and 0.059 (23rd) respectively. The weekly ratio of reported cases over the last 2 weeks is 1.3 (12th). The weekly ratio of reported deaths over the last 2 weeks is 1.6 (10th).

Guinea



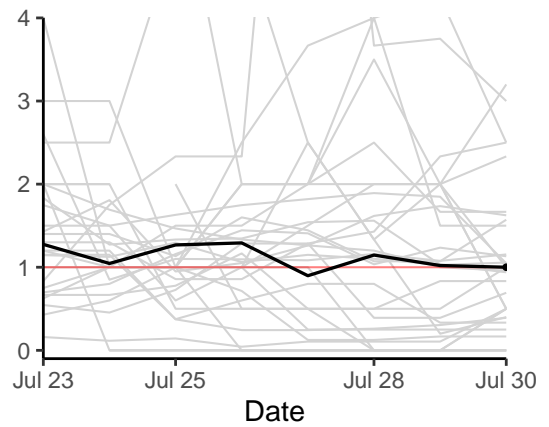
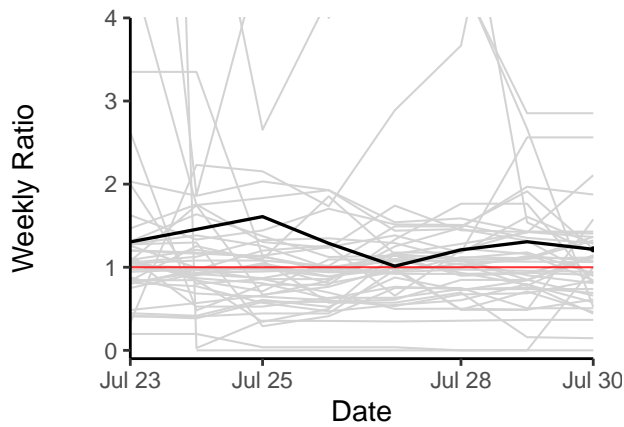
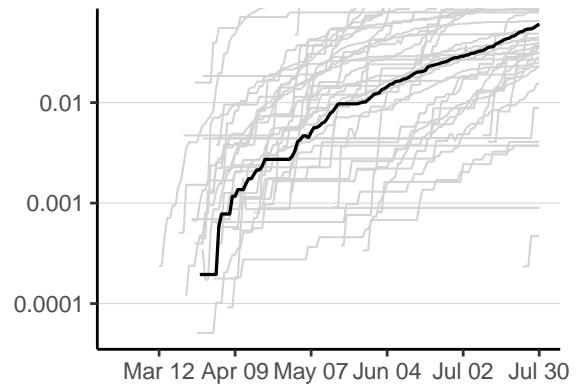
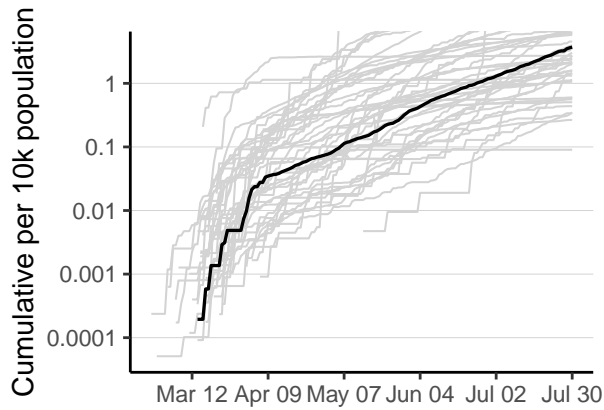
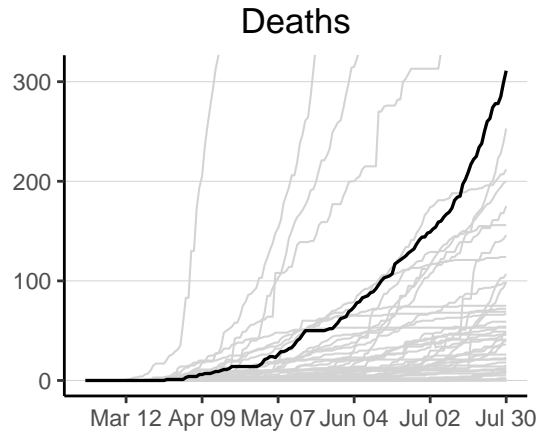
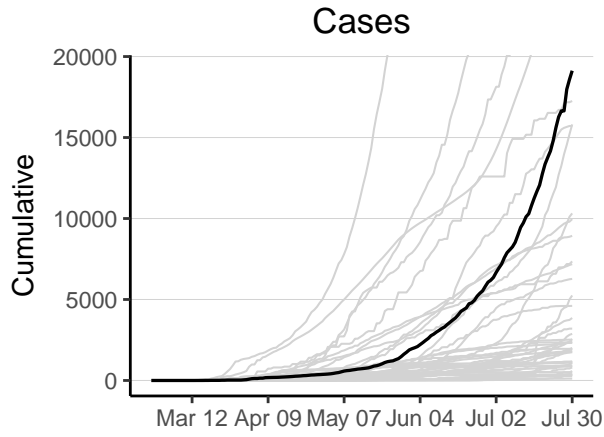
Guinea has 7183 reported case(s) (13th in the region) and 46 reported death(s) (25th). Cumulative counts per 10,000 population of reported cases and deaths are 5.8 (18th) and 0.037 (29th) respectively. The weekly ratio of reported cases over the last 2 weeks is 0.93 (26th). The weekly ratio of reported deaths over the last 2 weeks is 1.7 (8th).

Guinea-Bissau



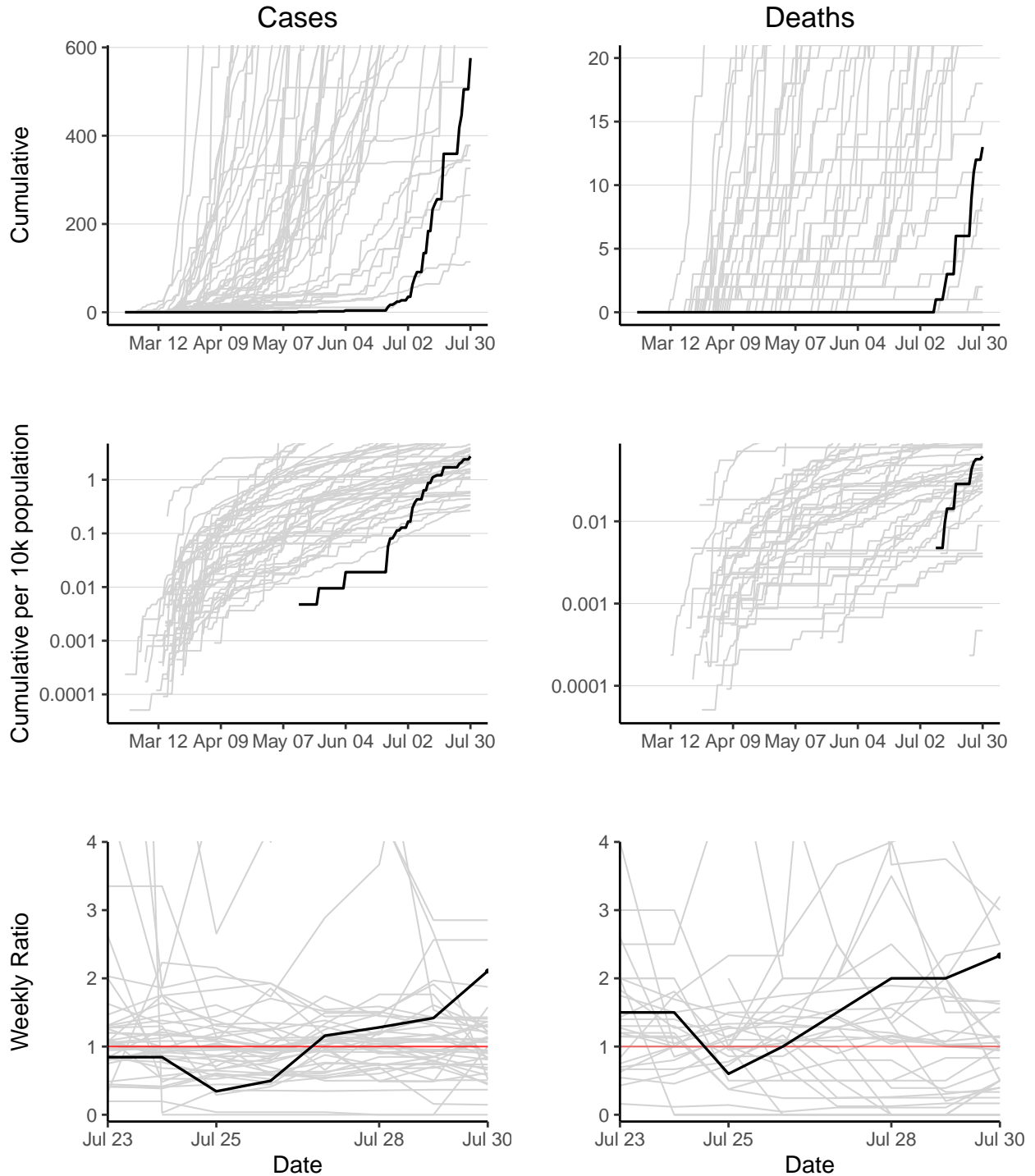
Guinea-Bissau has 1981 reported case(s) (26th in the region) and 26 reported death(s) (31st). Cumulative counts per 10,000 population of reported cases and deaths are 11 (10th) and 0.14 (11th) respectively. The weekly ratio of reported cases over the last 2 weeks is 1 (24th). The weekly ratio of reported deaths cannot be calculated as no new deaths have been reported in one of the last 2 weeks.

Kenya



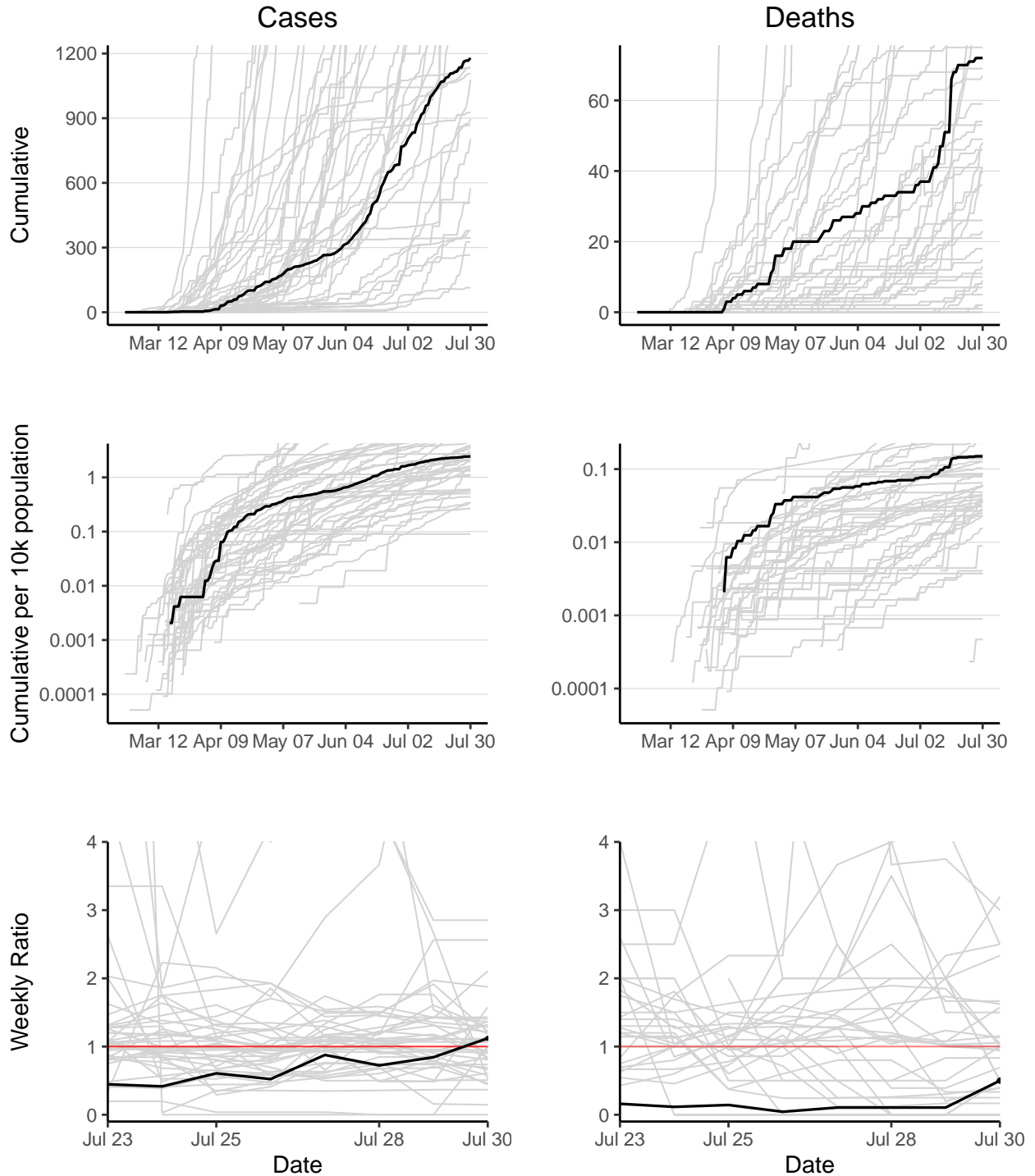
Kenya has 19125 reported case(s) (5th in the region) and 311 reported death(s) (5th). Cumulative counts per 10,000 population of reported cases and deaths are 3.7 (21st) and 0.061 (21st) respectively. The weekly ratio of reported cases over the last 2 weeks is 1.2 (15th). The weekly ratio of reported deaths over the last 2 weeks is 1 (18th).

Lesotho



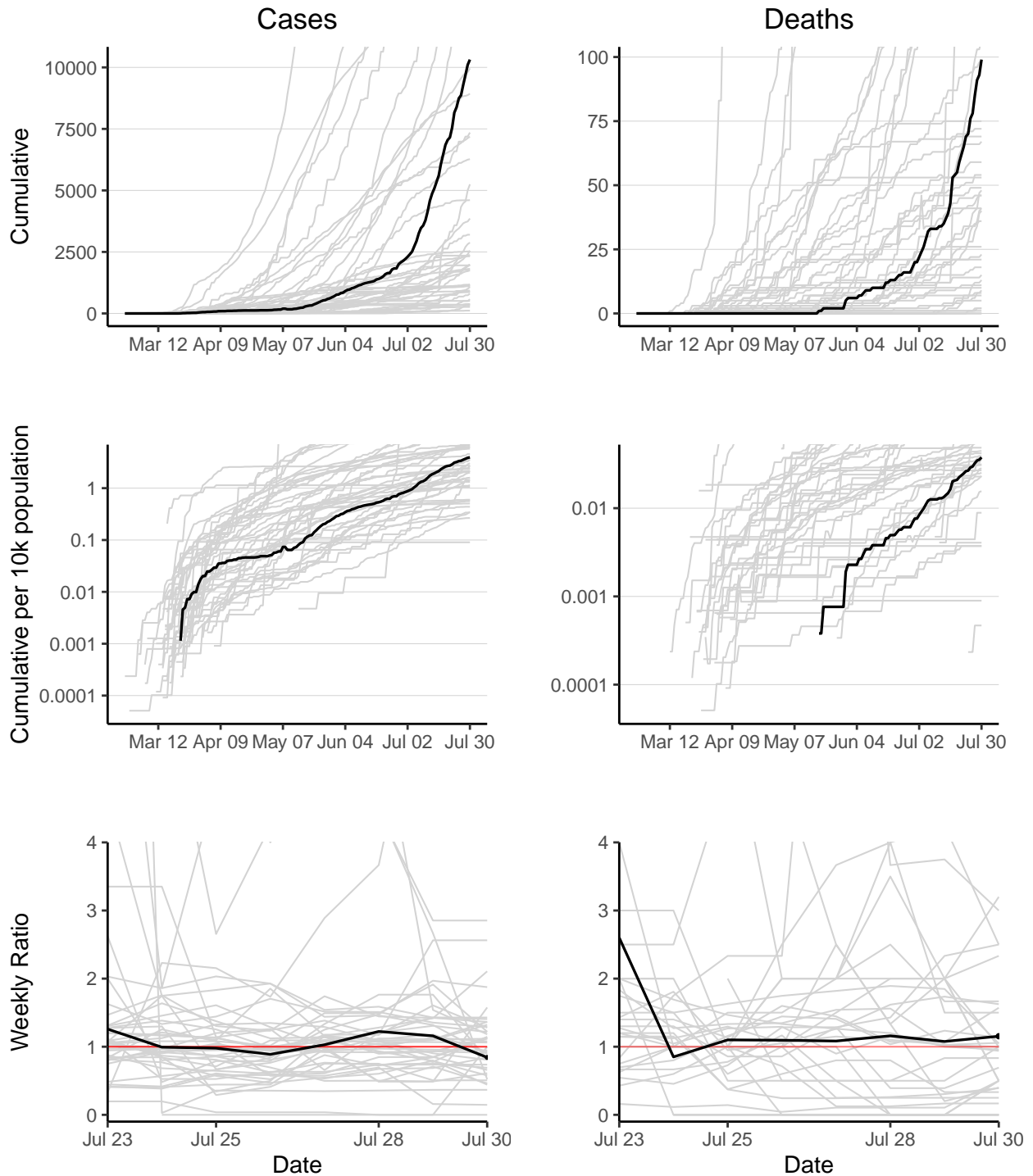
Lesotho has 576 reported case(s) (40th in the region) and 13 reported death(s) (36th). Cumulative counts per 10,000 population of reported cases and deaths are 2.7 (24th) and 0.062 (20th) respectively. The weekly ratio of reported cases over the last 2 weeks is 2.1 (4th). The weekly ratio of reported deaths over the last 2 weeks is 2.3 (5th).

Liberia



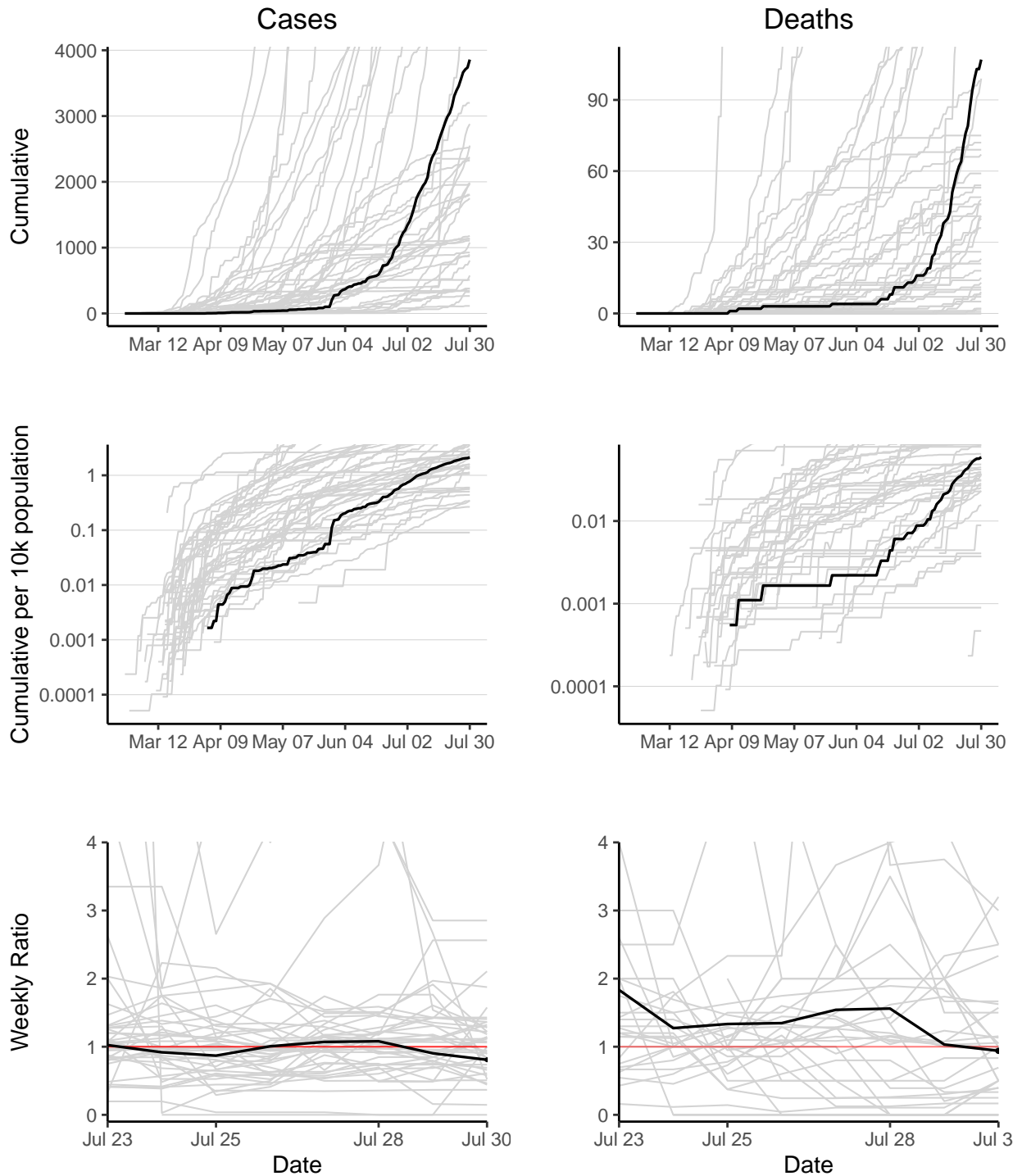
Liberia has 1179 reported case(s) (31st in the region) and 72 reported death(s) (17th). Cumulative counts per 10,000 population of reported cases and deaths are 2.4 (26th) and 0.15 (10th) respectively. The weekly ratio of reported cases over the last 2 weeks is 1.1 (20th). The weekly ratio of reported deaths over the last 2 weeks is 0.5 (24th).

Madagascar



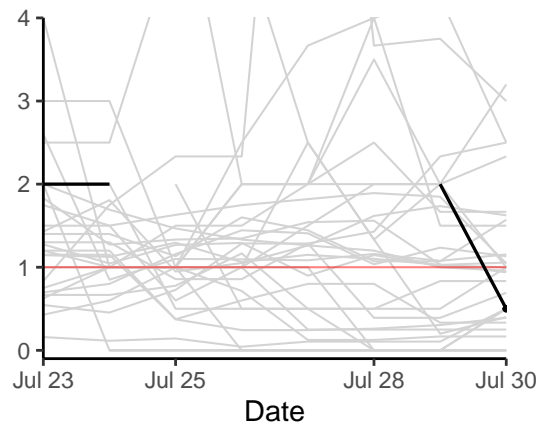
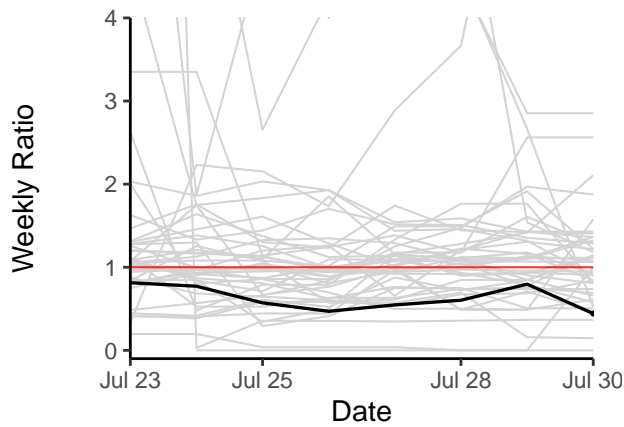
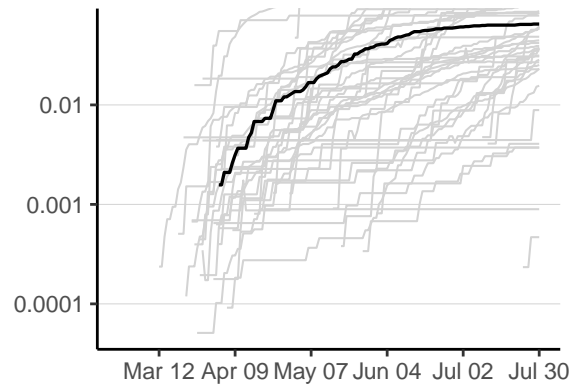
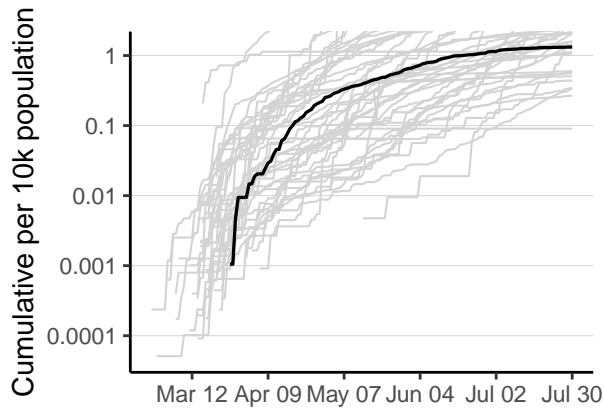
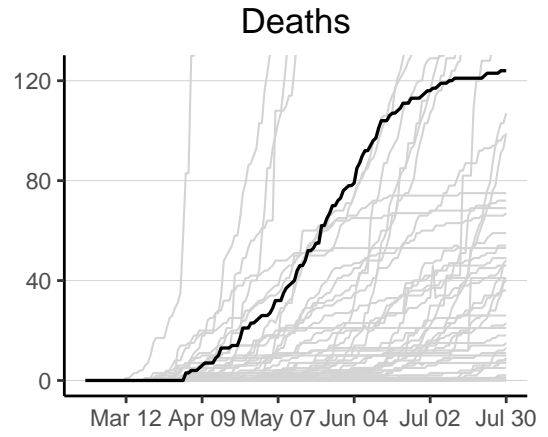
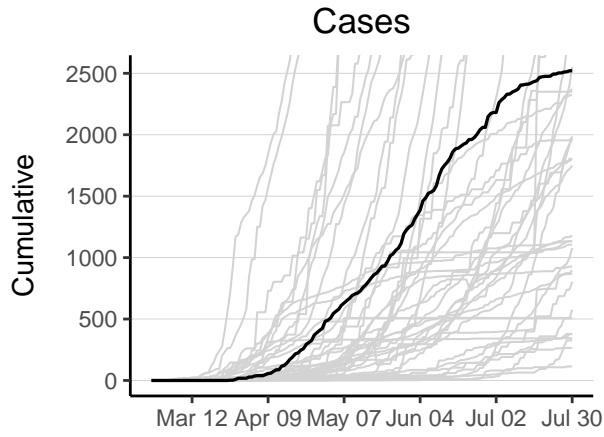
Madagascar has 10317 reported case(s) (9th in the region) and 99 reported death(s) (14th). Cumulative counts per 10,000 population of reported cases and deaths are 3.9 (20th) and 0.038 (28th) respectively. The weekly ratio of reported cases over the last 2 weeks is 0.84 (29th). The weekly ratio of reported deaths over the last 2 weeks is 1.2 (12th).

Malawi



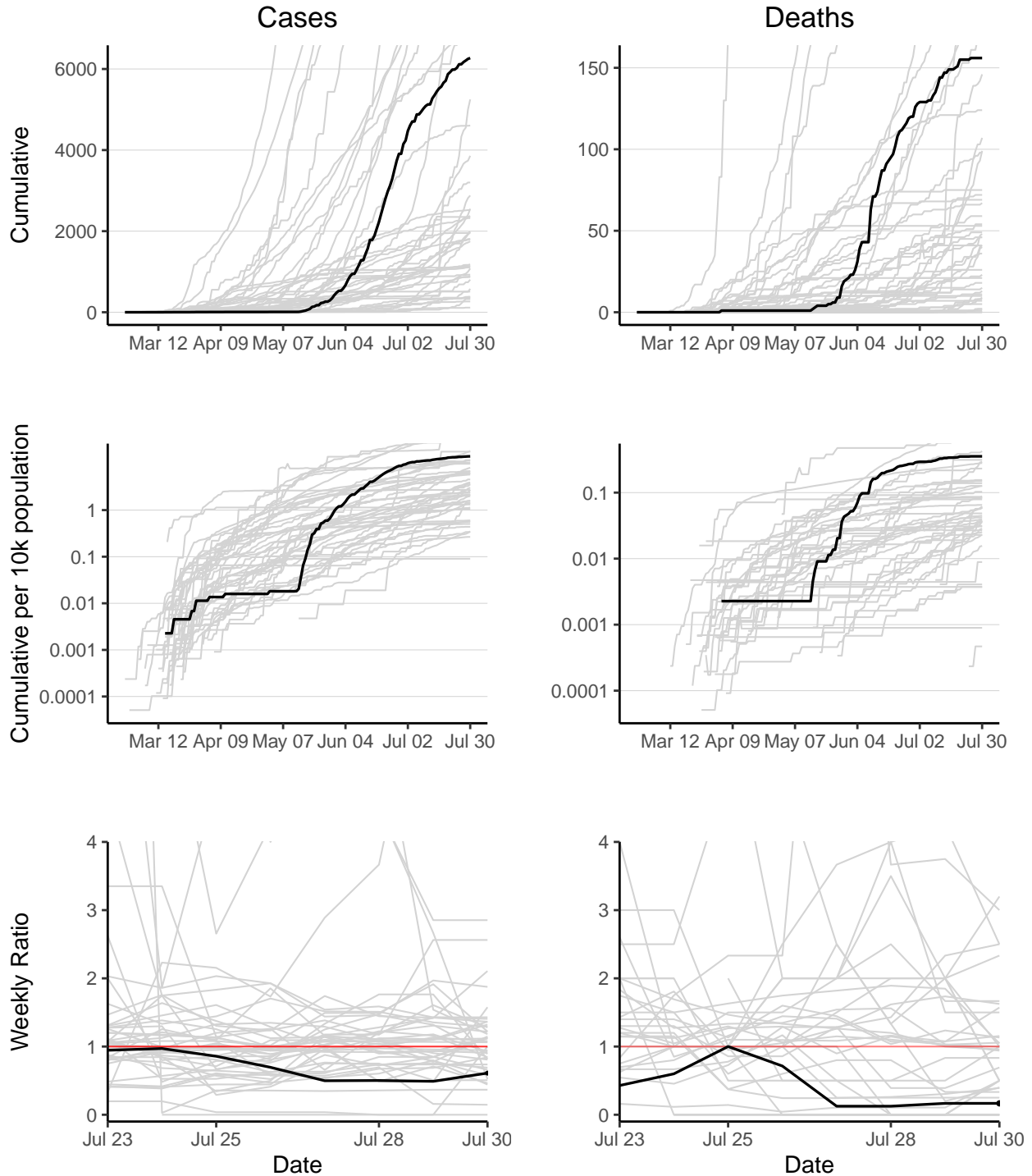
Malawi has 3858 reported case(s) (17th in the region) and 107 reported death(s) (13th). Cumulative counts per 10,000 population of reported cases and deaths are 2.1 (29th) and 0.059 (22nd) respectively. The weekly ratio of reported cases over the last 2 weeks is 0.81 (32nd). The weekly ratio of reported deaths over the last 2 weeks is 0.94 (20th).

Mali



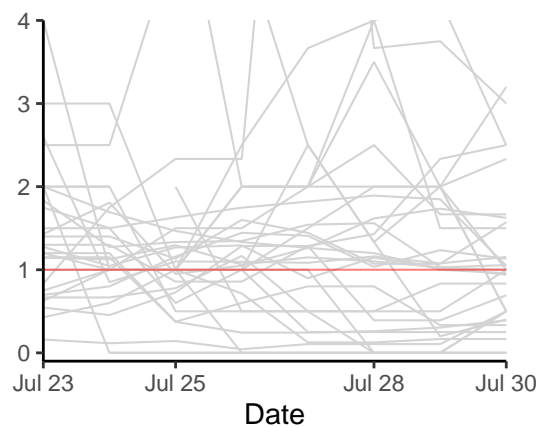
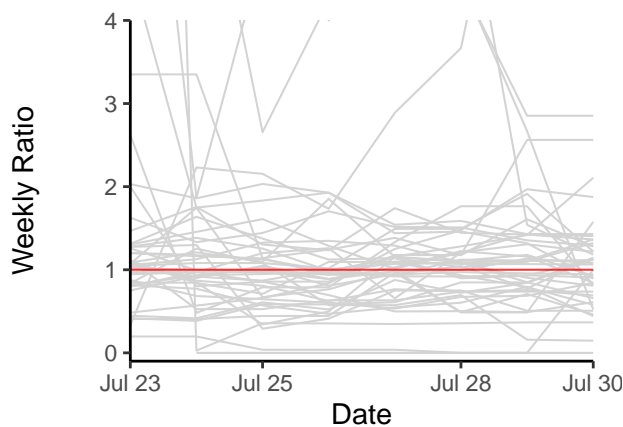
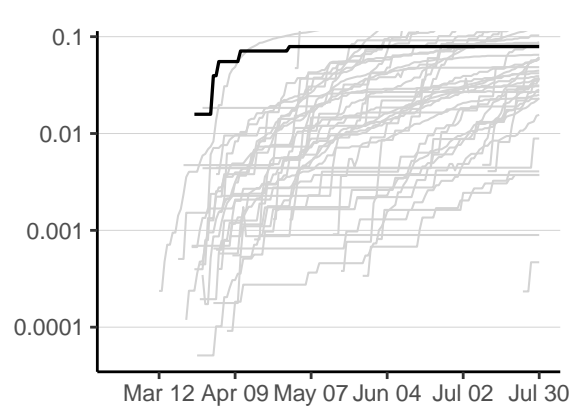
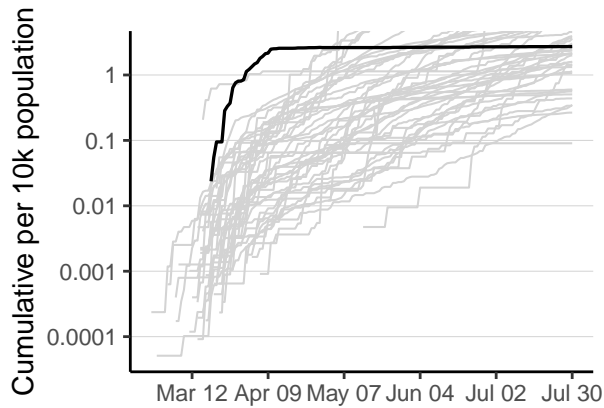
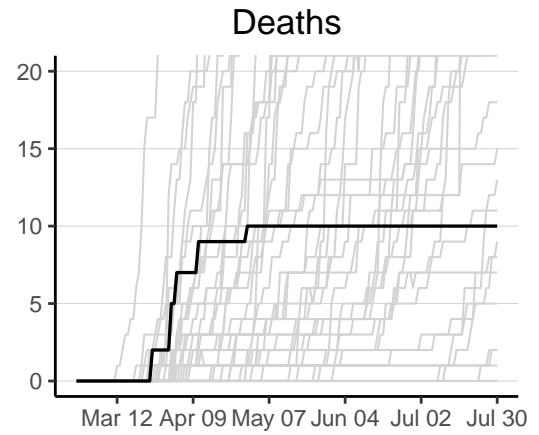
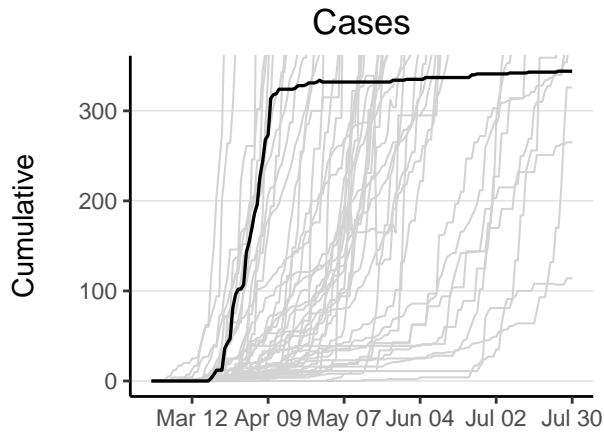
Mali has 2521 reported case(s) (21st in the region) and 124 reported death(s) (12th). Cumulative counts per 10,000 population of reported cases and deaths are 1.3 (36th) and 0.065 (19th) respectively. The weekly ratio of reported cases over the last 2 weeks is 0.44 (41st). The weekly ratio of reported deaths over the last 2 weeks is 0.5 (25th).

Mauritania



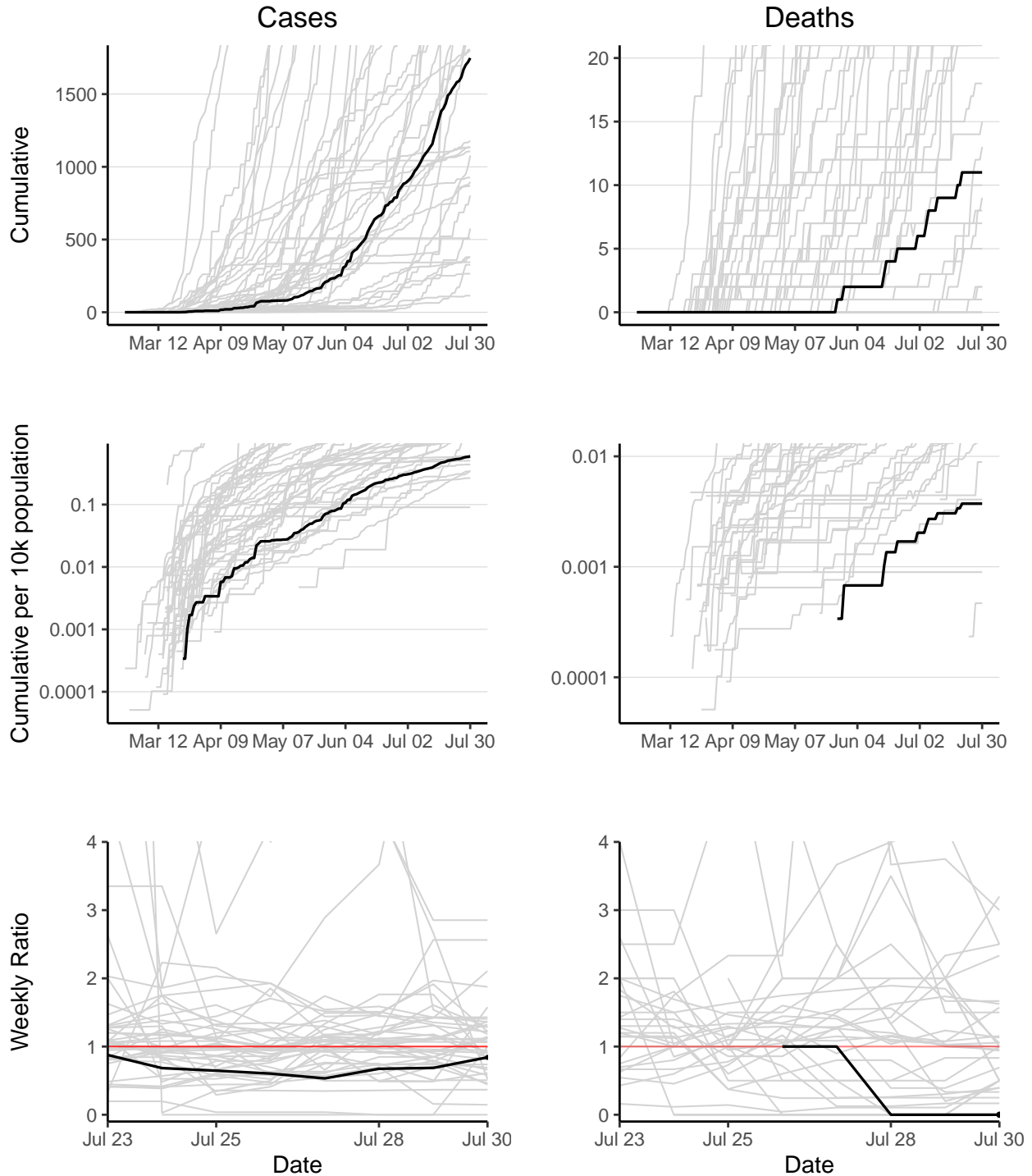
Mauritania has 6270 reported case(s) (14th in the region) and 156 reported death(s) (10th). Cumulative counts per 10,000 population of reported cases and deaths are 14 (7th) and 0.35 (4th) respectively. The weekly ratio of reported cases over the last 2 weeks is 0.61 (36th). The weekly ratio of reported deaths over the last 2 weeks is 0.17 (32nd).

Mauritius



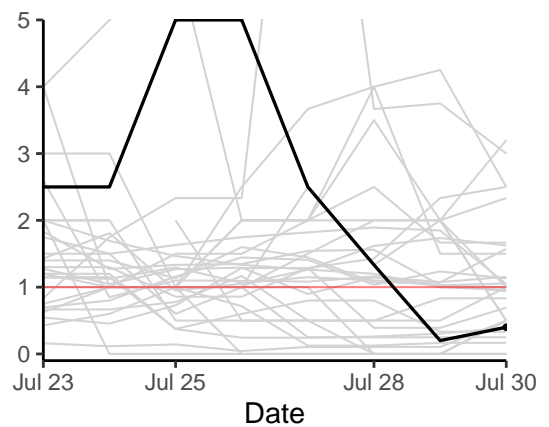
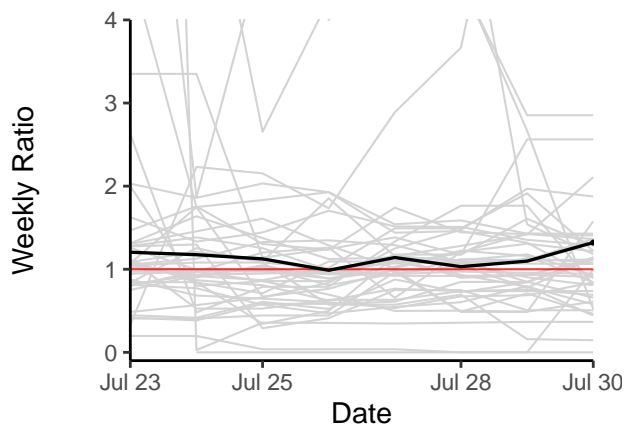
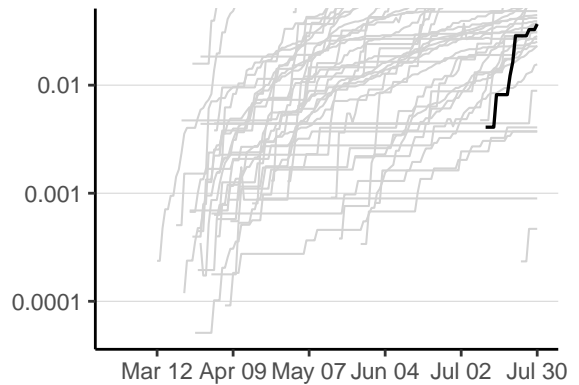
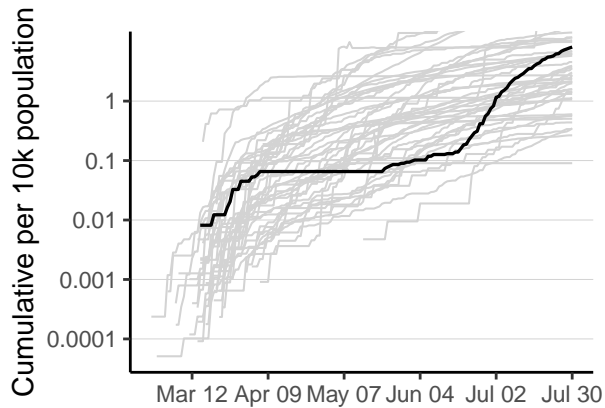
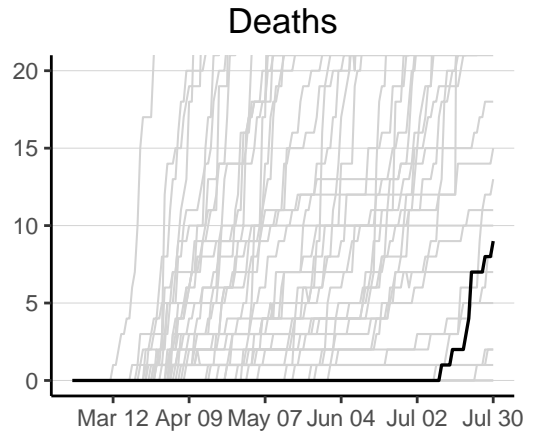
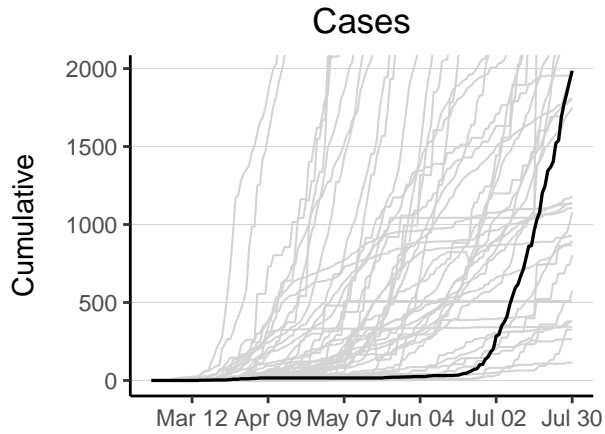
Mauritius has 344 reported case(s) (44th in the region) and 10 reported death(s) (38th). Cumulative counts per 10,000 population of reported cases and deaths are 2.7 (25th) and 0.079 (18th) respectively. The weekly ratio of reported cases cannot be calculated as no new cases have been reported in 1 of the last 2 weeks. The weekly ratio of reported deaths cannot be calculated as no new deaths have been reported in 1 of the last 2 weeks.

Mozambique



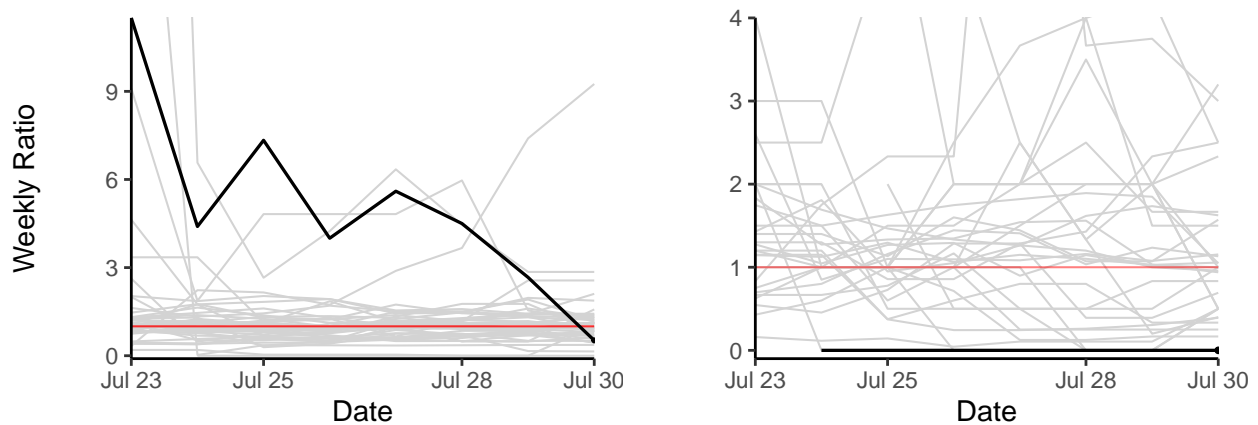
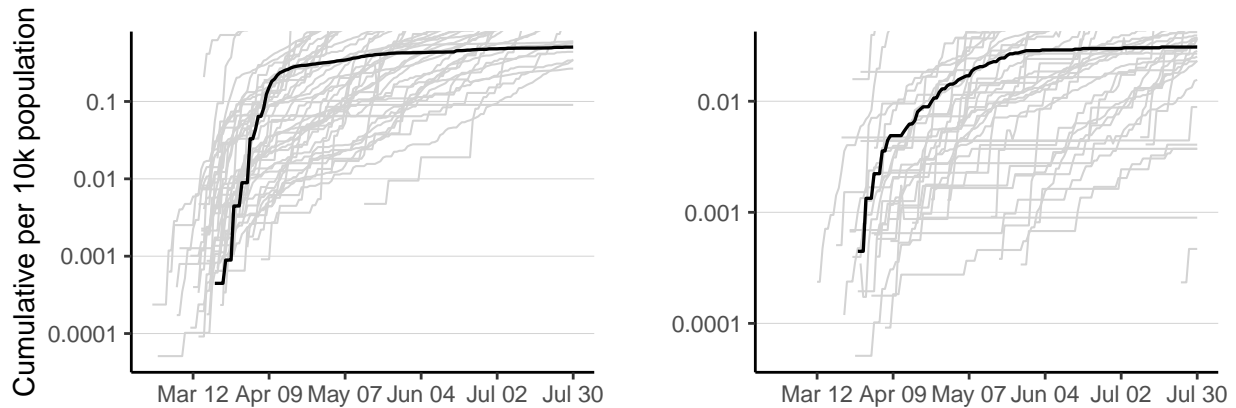
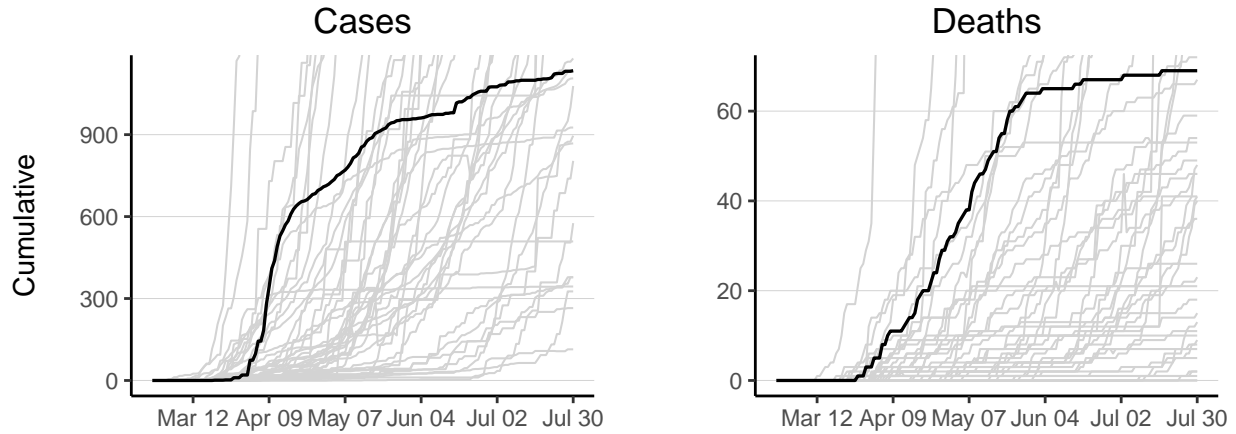
Mozambique has 1748 reported case(s) (30th in the region) and 11 reported death(s) (37th). Cumulative counts per 10,000 population of reported cases and deaths are 0.59 (40th) and 0.0037 (42nd) respectively. The weekly ratio of reported cases over the last 2 weeks is 0.84 (30th). The weekly ratio of reported deaths over the last 2 weeks is 0 (34th).

Namibia



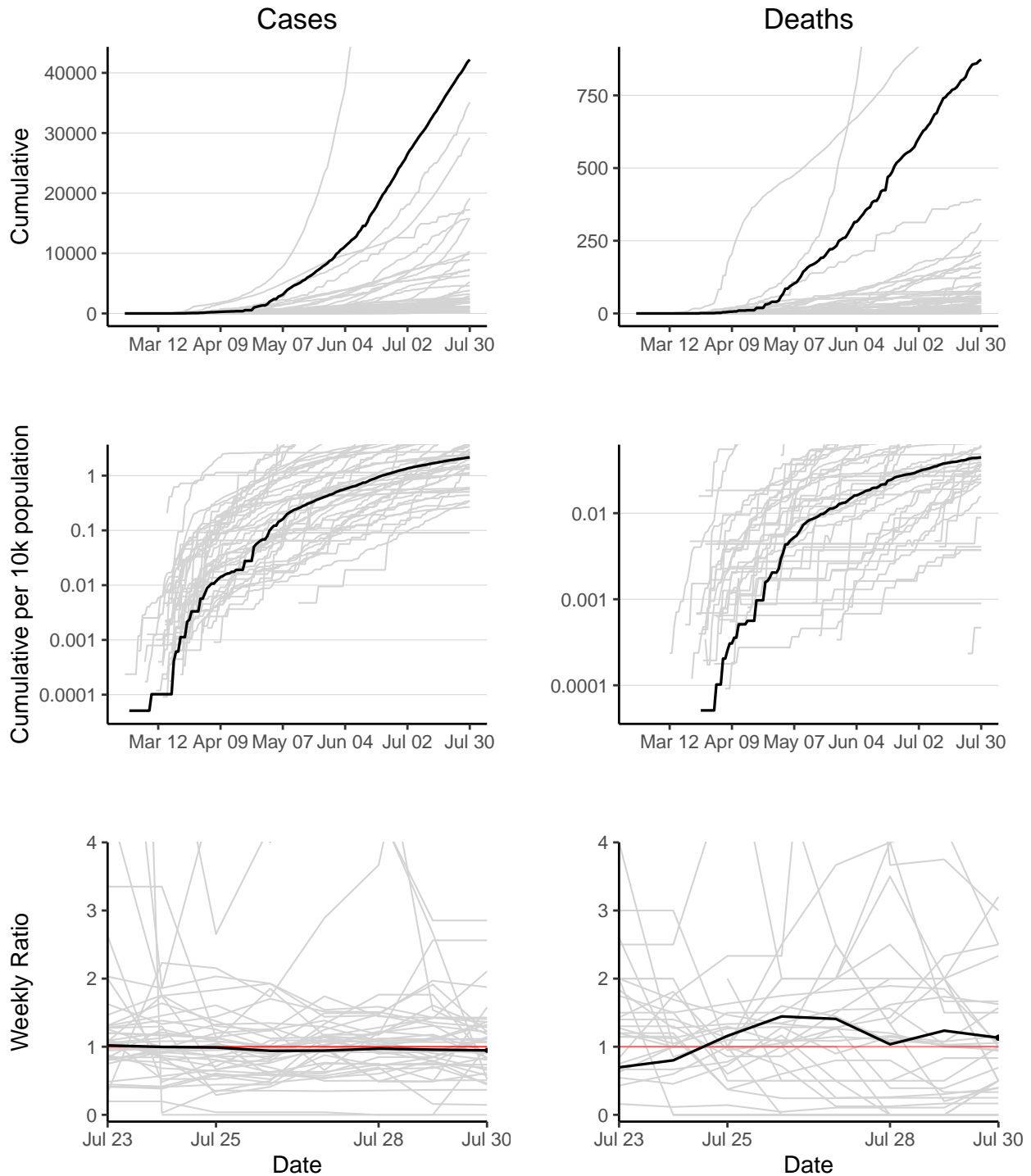
Namibia has 1986 reported case(s) (25th in the region) and 9 reported death(s) (39th). Cumulative counts per 10,000 population of reported cases and deaths are 8.1 (12th) and 0.037 (30th) respectively. The weekly ratio of reported cases over the last 2 weeks is 1.3 (11th). The weekly ratio of reported deaths over the last 2 weeks is 0.4 (28th).

Niger



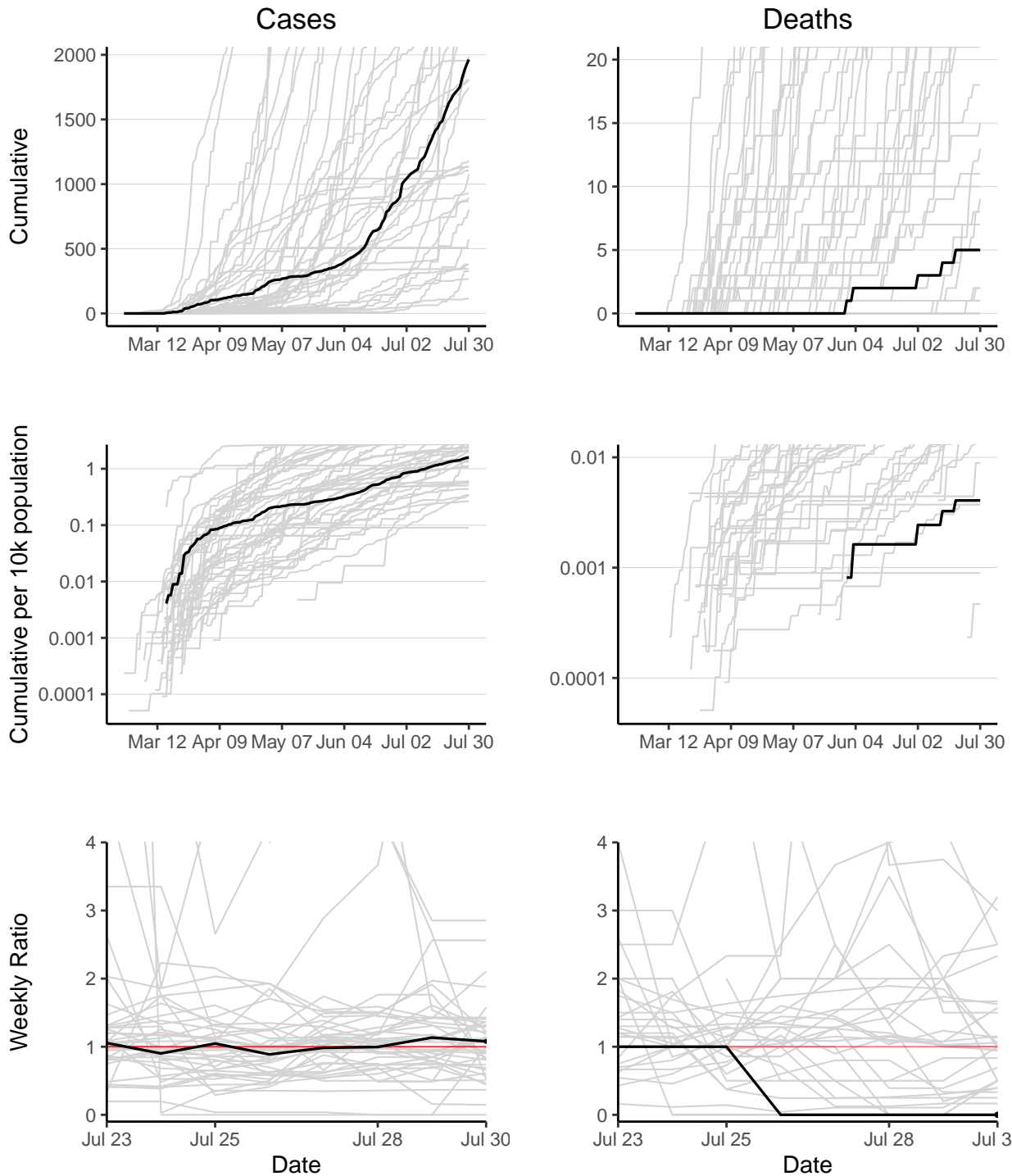
Niger has 1134 reported case(s) (33rd in the region) and 69 reported death(s) (18th). Cumulative counts per 10,000 population of reported cases and deaths are 0.51 (42nd) and 0.031 (33rd) respectively. The weekly ratio of reported cases over the last 2 weeks is 0.52 (38th). The weekly ratio of reported deaths over the last 2 weeks is 0 (35th).

Nigeria



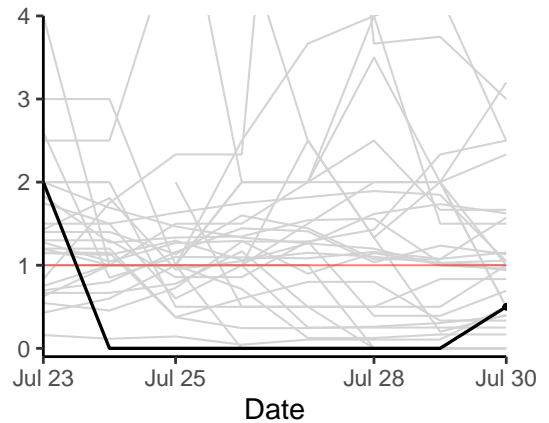
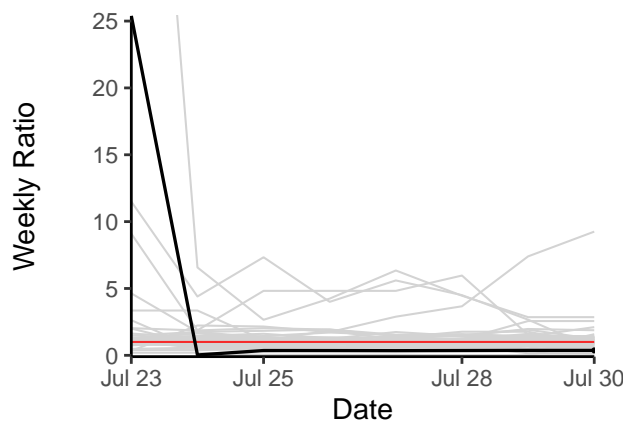
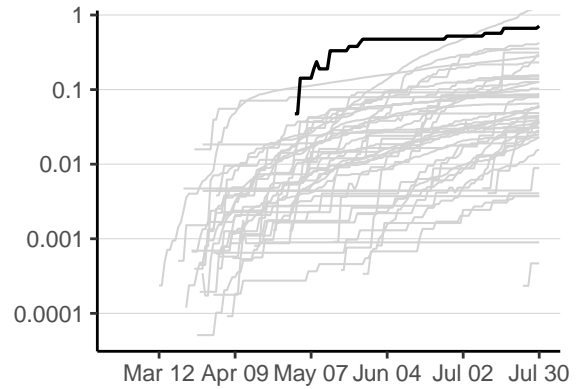
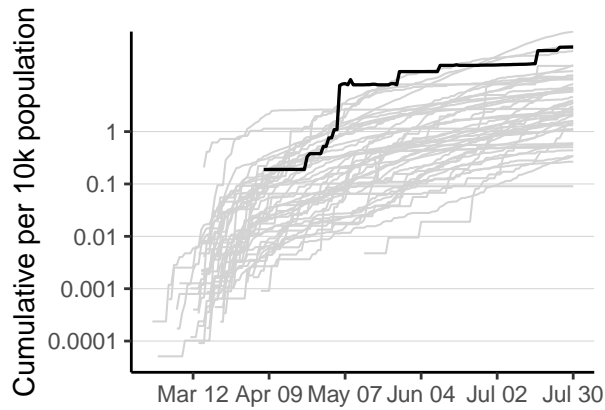
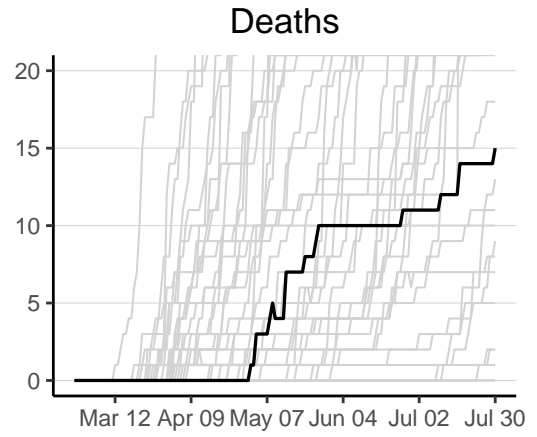
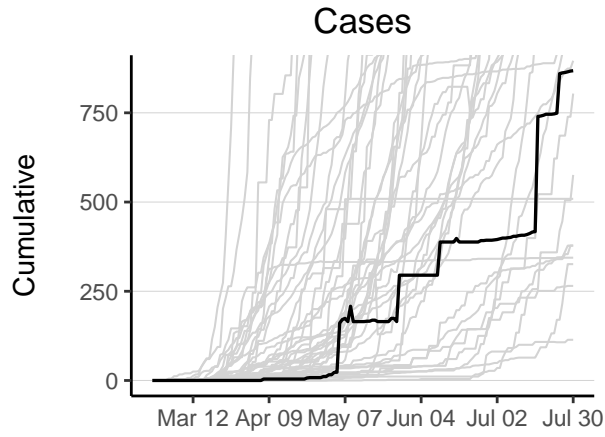
Nigeria has 42208 reported case(s) (2nd in the region) and 873 reported death(s) (3rd). Cumulative counts per 10,000 population of reported cases and deaths are 2.2 (28th) and 0.045 (25th) respectively. The weekly ratio of reported cases over the last 2 weeks is 0.95 (25th). The weekly ratio of reported deaths over the last 2 weeks is 1.1 (13th).

Rwanda



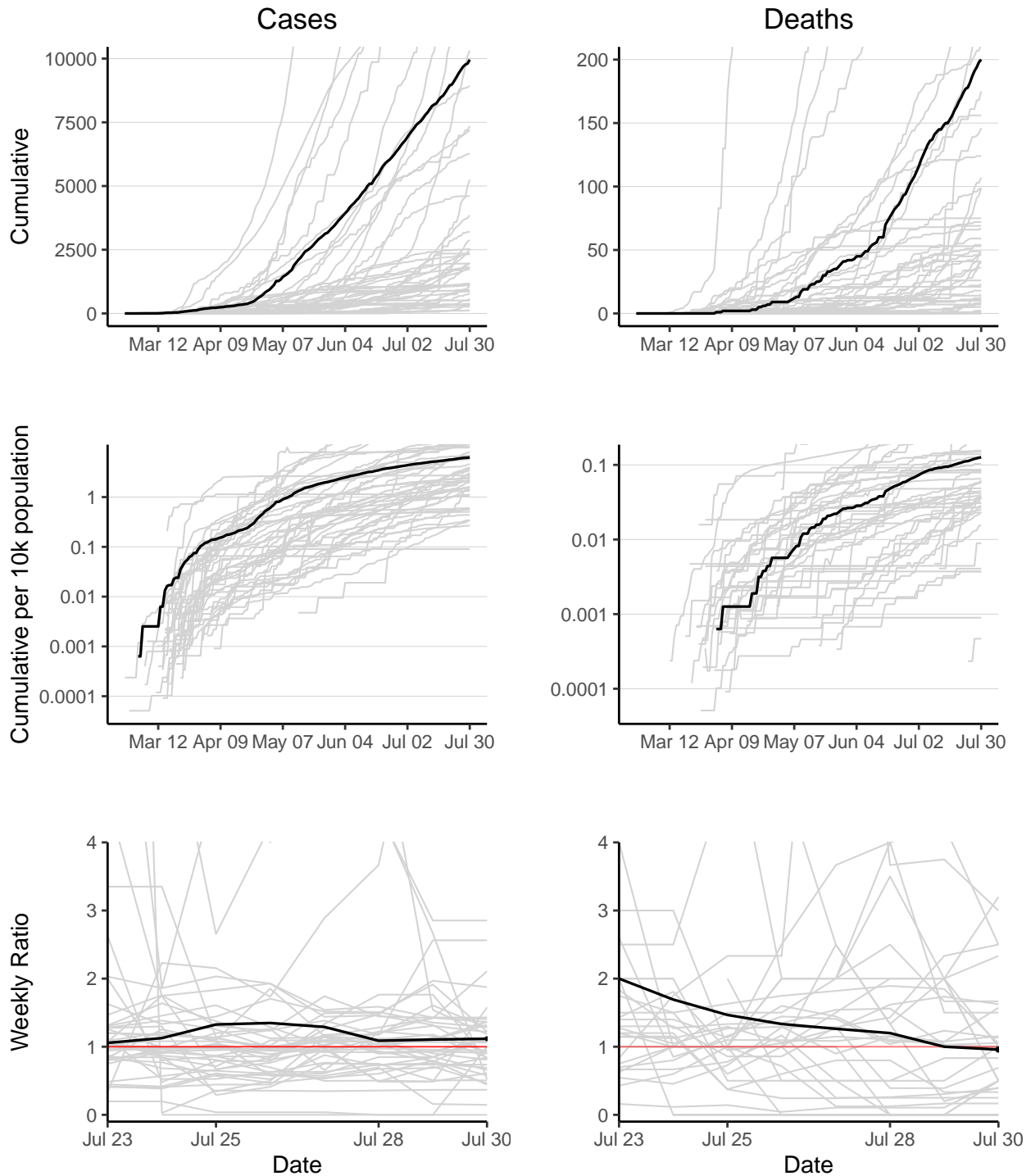
Rwanda has 1963 reported case(s) (27th in the region) and 5 reported death(s) (42nd). Cumulative counts per 10,000 population of reported cases and deaths are 1.6 (32nd) and 0.0041 (41st) respectively. The weekly ratio of reported cases over the last 2 weeks is 1.1 (22nd). The weekly ratio of reported deaths over the last 2 weeks is 0 (36th).

Sao Tome and Principe



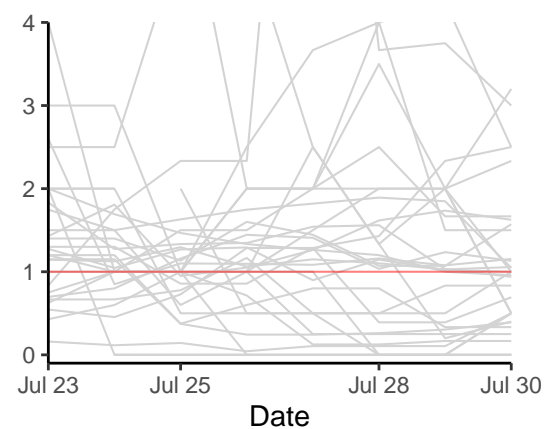
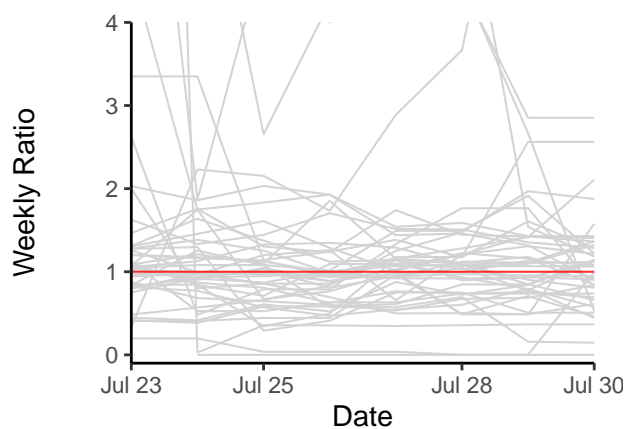
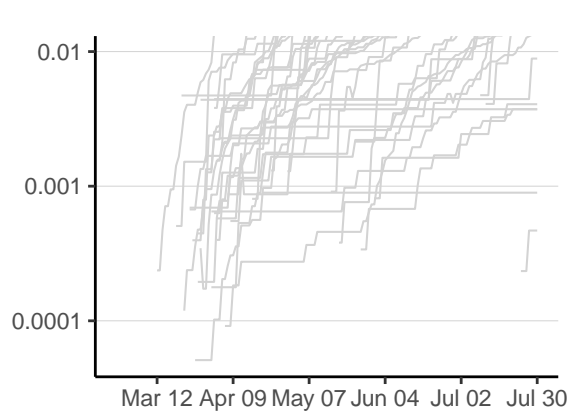
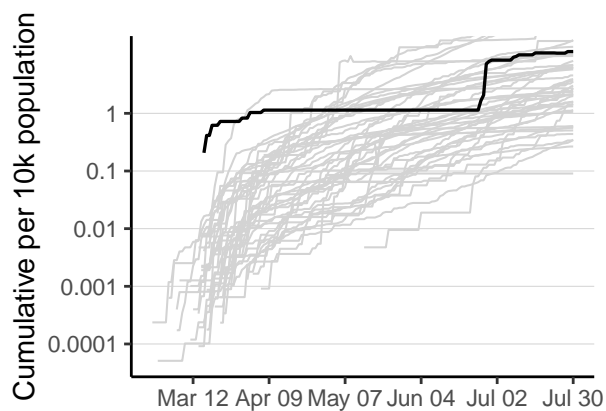
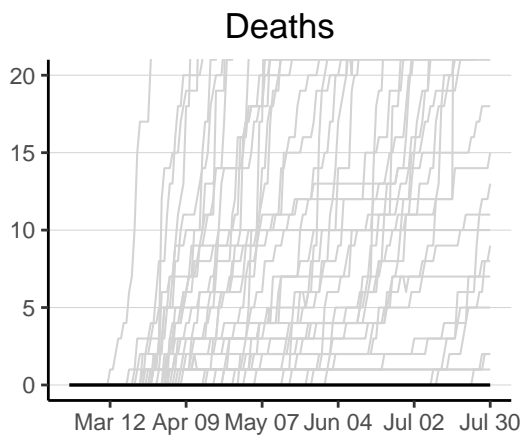
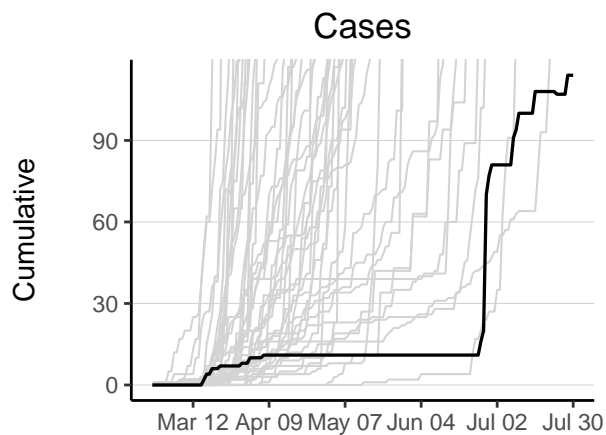
Sao Tome and Principe has 868 reported case(s) (38th in the region) and 15 reported death(s) (35th). Cumulative counts per 10,000 population of reported cases and deaths are 41 (3rd) and 0.71 (2nd) respectively. The weekly ratio of reported cases over the last 2 weeks is 0.37 (42nd). The weekly ratio of reported deaths over the last 2 weeks is 0.5 (26th).

Senegal



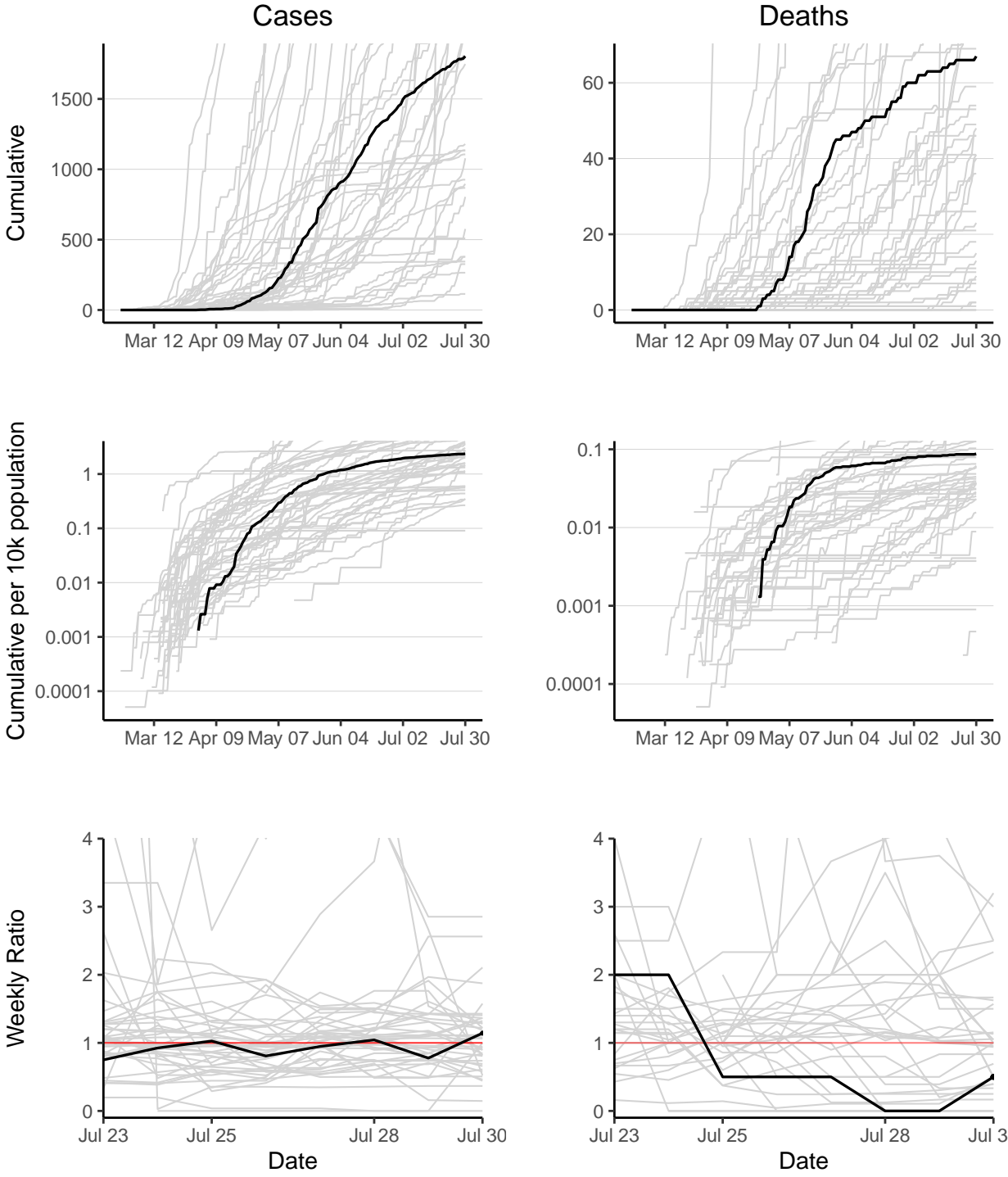
Senegal has 9961 reported case(s) (10th in the region) and 200 reported death(s) (8th). Cumulative counts per 10,000 population of reported cases and deaths are 6.3 (15th) and 0.13 (13th) respectively. The weekly ratio of reported cases over the last 2 weeks is 1.1 (21st). The weekly ratio of reported deaths over the last 2 weeks is 0.96 (19th).

Seychelles



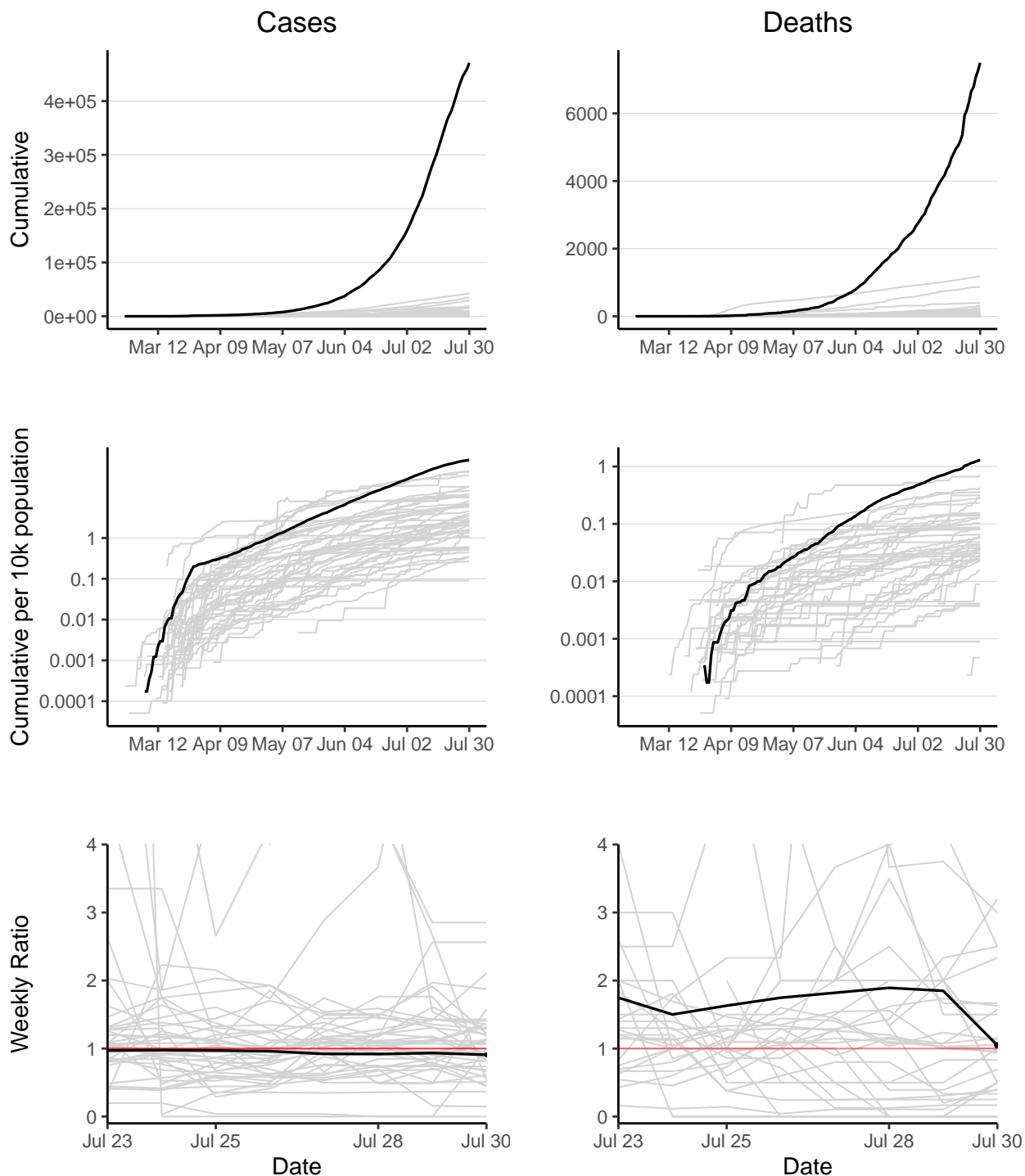
Seychelles has 114 reported case(s) (47th in the region) and 0 reported death(s) (47th). Cumulative counts per 10,000 population of reported cases and deaths are 12 (9th) and 0 (47th) respectively. The weekly ratio of reported cases cannot be calculated as no new cases have been reported in 1 of the last 2 weeks. The weekly ratio of reported deaths cannot be calculated as no new deaths have been reported in 1 of the last 2 weeks.

Sierra Leone



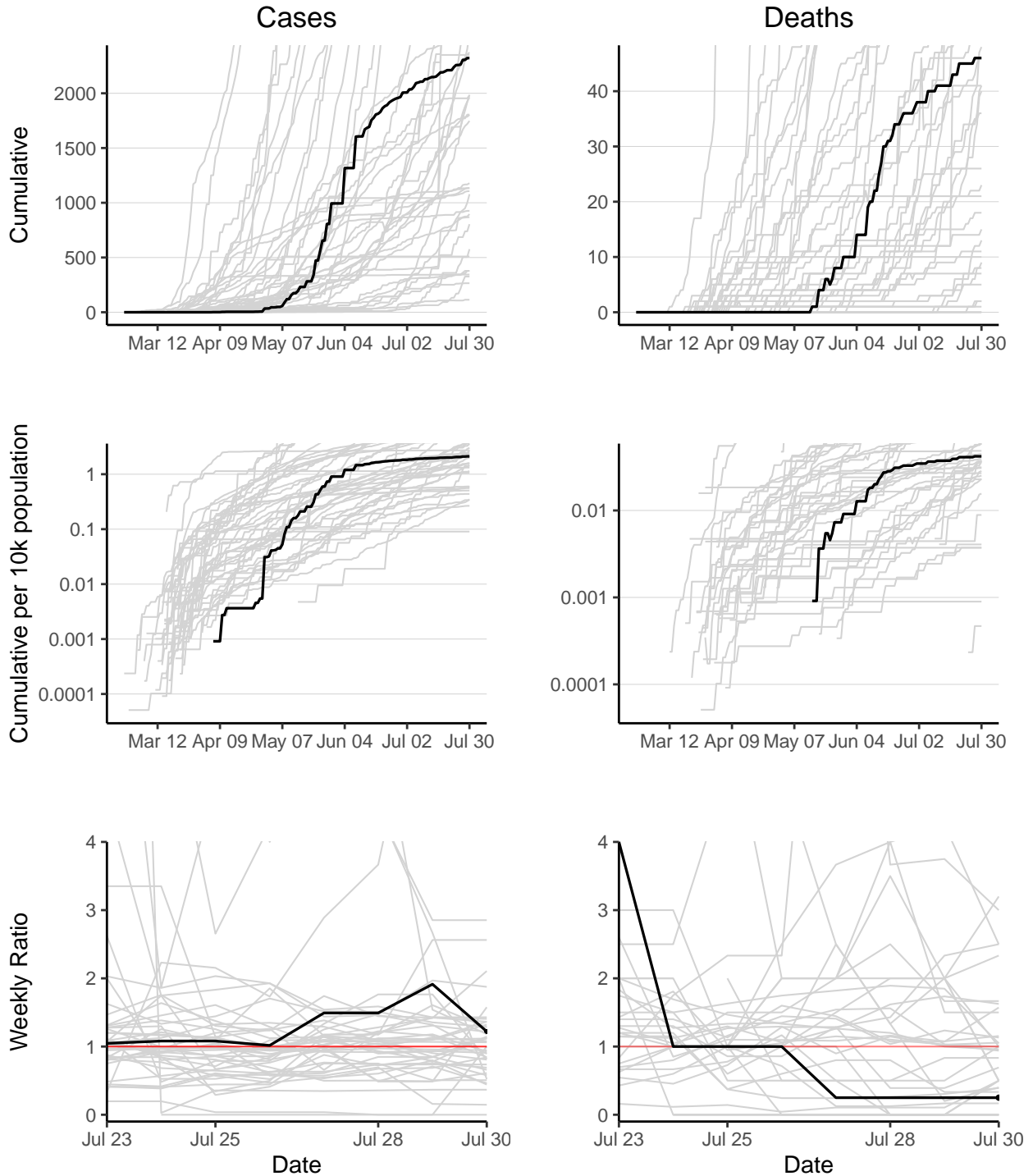
Sierra Leone has 1803 reported case(s) (29th in the region) and 67 reported death(s) (19th). Cumulative counts per 10,000 population of reported cases and deaths are 2.4 (27th) and 0.088 (15th) respectively. The weekly ratio of reported cases over the last 2 weeks is 1.1 (18th). The weekly ratio of reported deaths over the last 2 weeks is 0.5 (27th).

South Africa



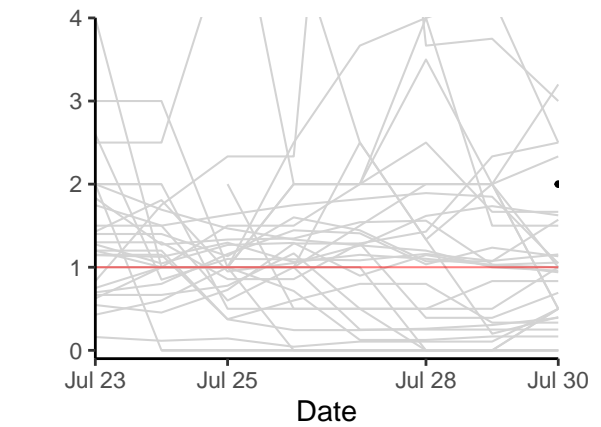
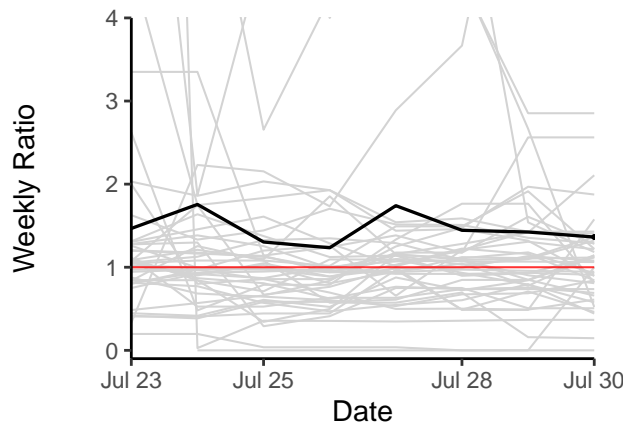
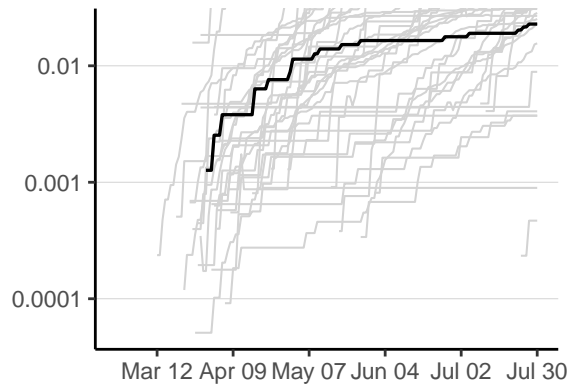
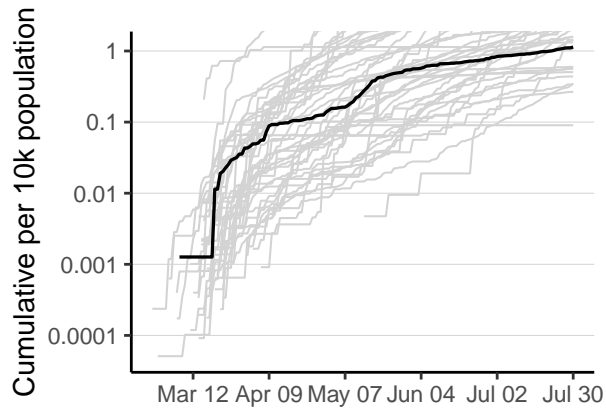
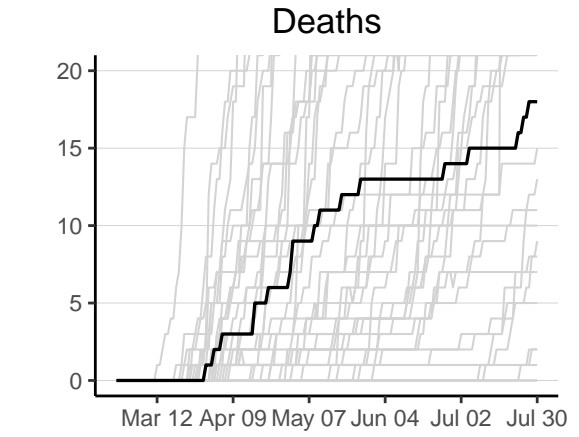
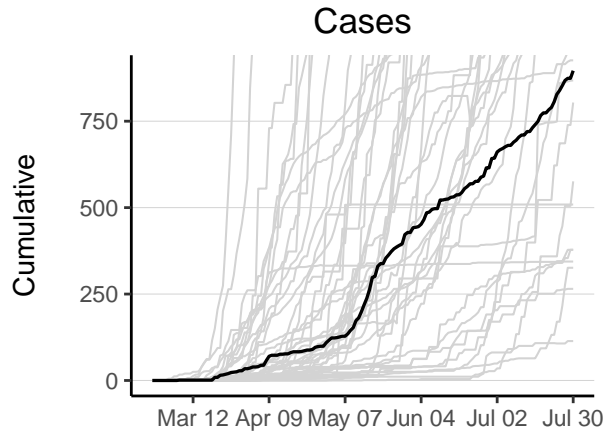
South Africa has 471123 reported case(s) (1st in the region) and 7497 reported death(s) (1st). Cumulative counts per 10,000 population of reported cases and deaths are 82 (1st) and 1.3 (1st) respectively. The weekly ratio of reported cases over the last 2 weeks is 0.91 (27th). The weekly ratio of reported deaths over the last 2 weeks is 1 (15th).

South Sudan



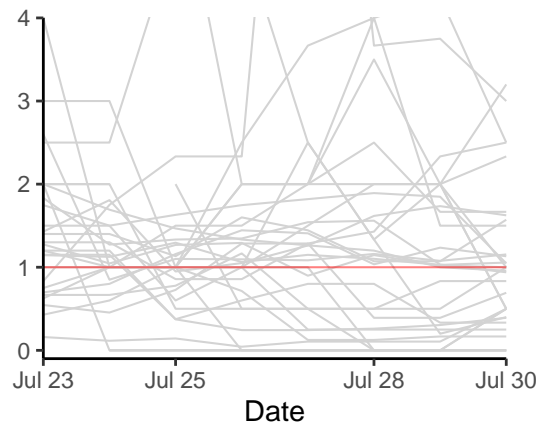
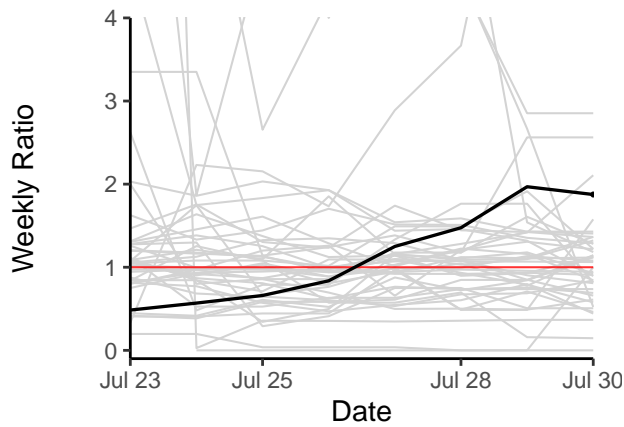
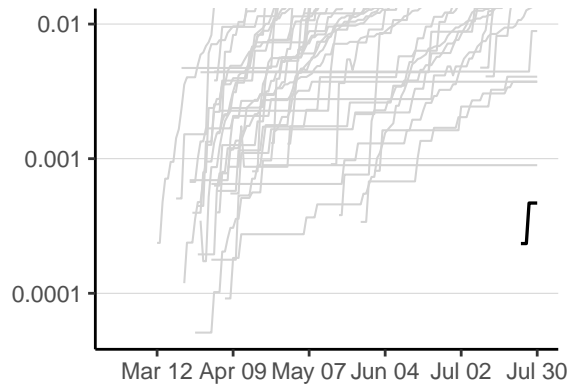
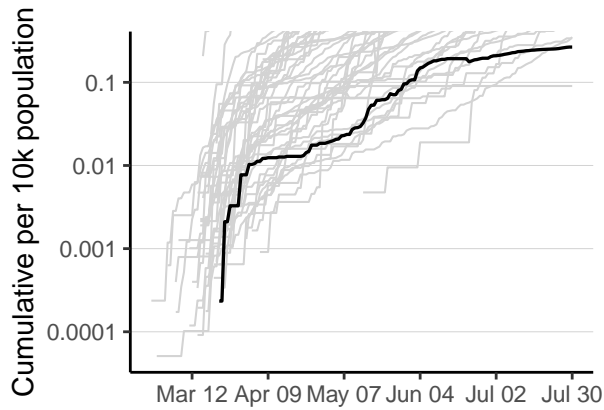
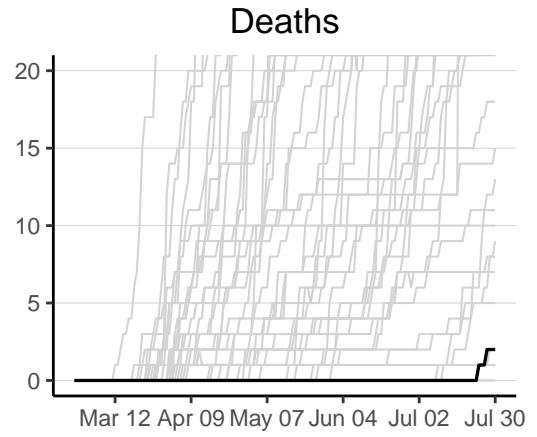
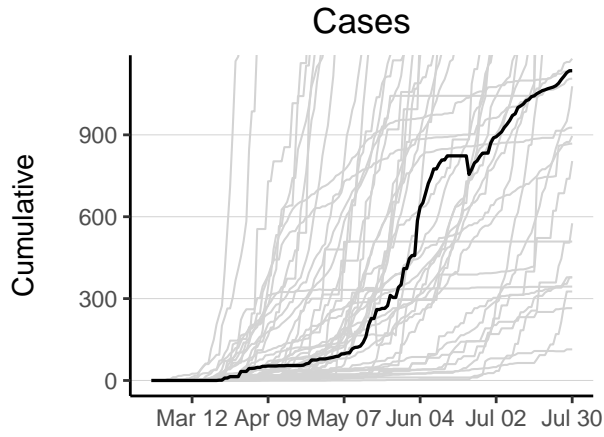
South Sudan has 2322 reported case(s) (24th in the region) and 46 reported death(s) (26th). Cumulative counts per 10,000 population of reported cases and deaths are 2.1 (30th) and 0.042 (26th) respectively. The weekly ratio of reported cases over the last 2 weeks is 1.2 (14th). The weekly ratio of reported deaths over the last 2 weeks is 0.25 (31st).

Togo



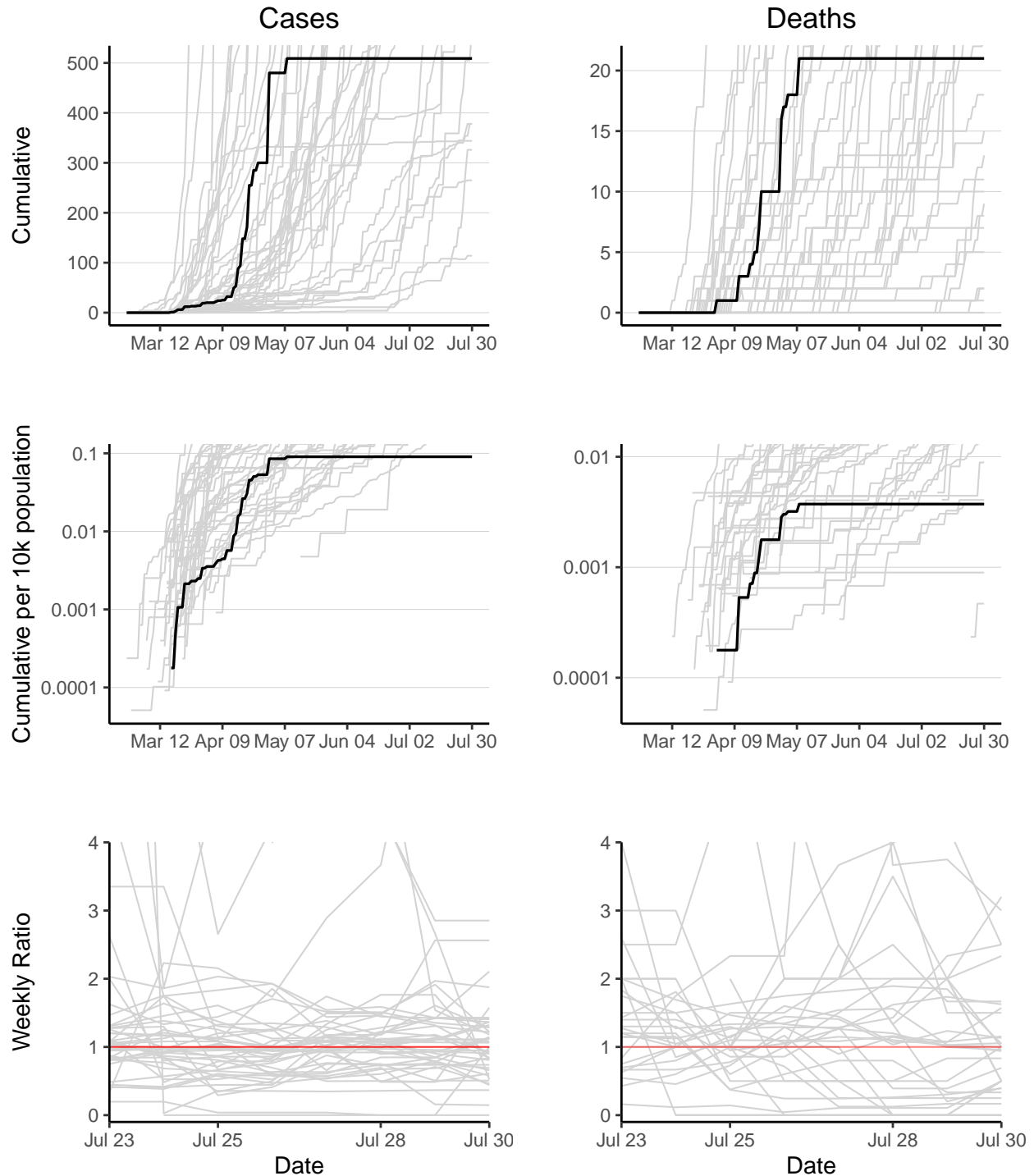
Togo has 896 reported case(s) (37th in the region) and 18 reported death(s) (34th). Cumulative counts per 10,000 population of reported cases and deaths are 1.1 (37th) and 0.023 (38th) respectively. The weekly ratio of reported cases over the last 2 weeks is 1.4 (10th). The weekly ratio of reported deaths over the last 2 weeks is 2 (7th).

Uganda



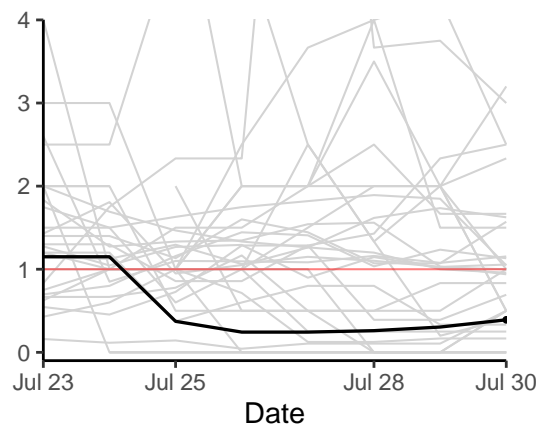
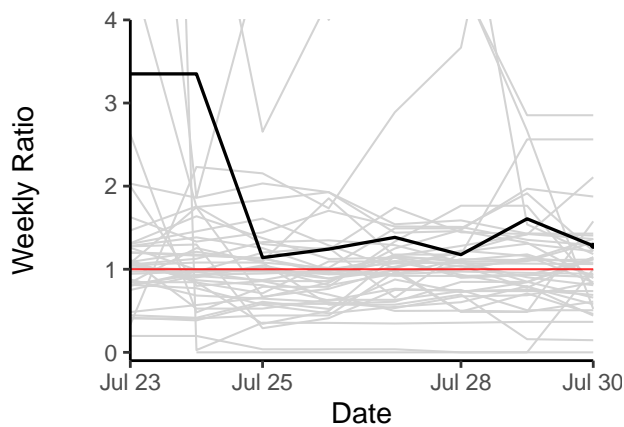
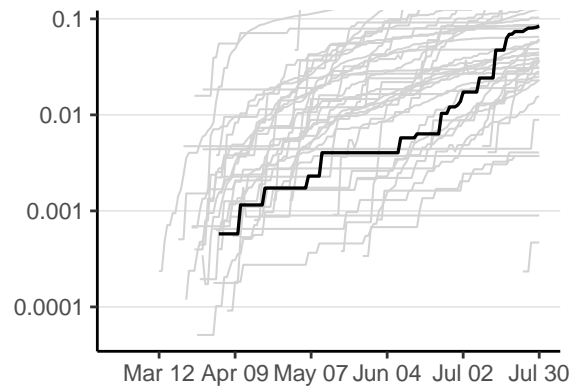
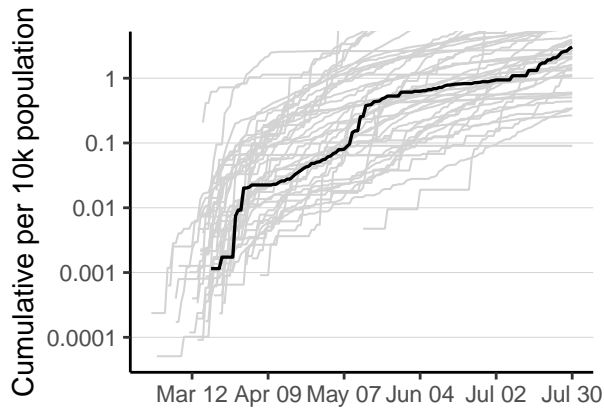
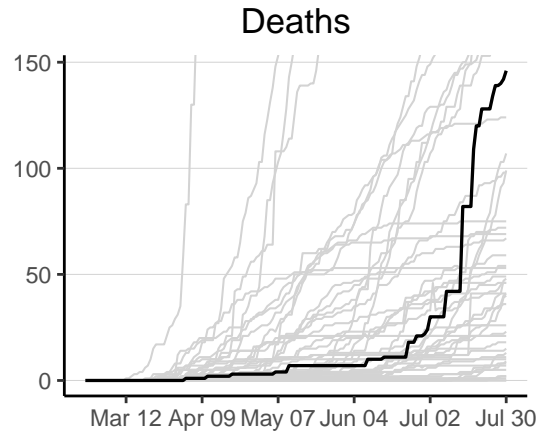
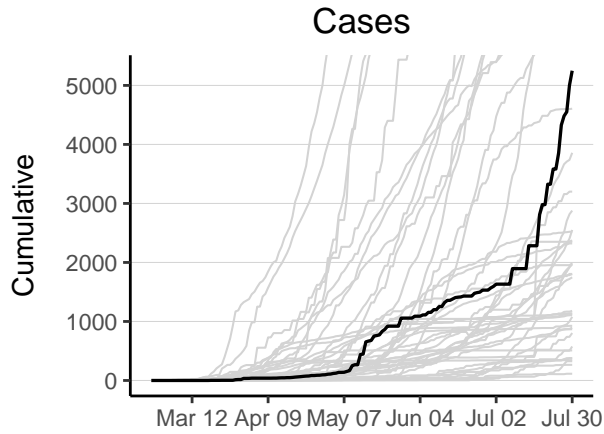
Uganda has 1135 reported case(s) (32nd in the region) and 2 reported death(s) (44th). Cumulative counts per 10,000 population of reported cases and deaths are 0.27 (46th) and 0.00047 (45th) respectively. The weekly ratio of reported cases over the last 2 weeks is 1.9 (5th). The weekly ratio of reported deaths cannot be calculated as no new deaths have been reported in one of the last 2 weeks.

United Republic of Tanzania



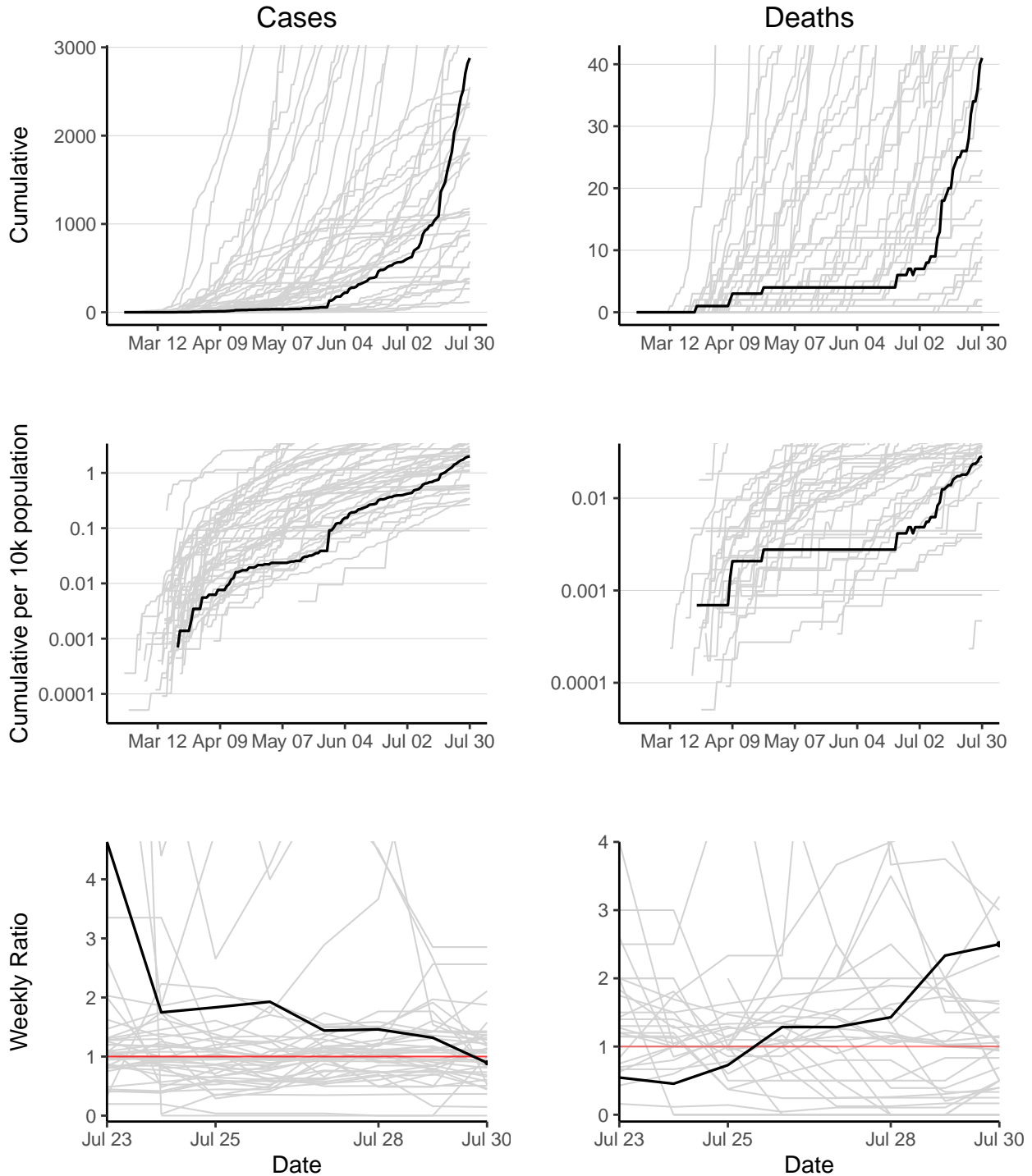
United Republic of Tanzania has 509 reported case(s) (41st in the region) and 21 reported death(s) (33rd). Cumulative counts per 10,000 population of reported cases and deaths are 0.09 (47th) and 0.0037 (43rd) respectively. The weekly ratio of reported cases cannot be calculated as no new cases have been reported in 1 of the last 2 weeks. The weekly ratio of reported deaths cannot be calculated as no new deaths have been reported in 1 of the last 2 weeks.

Zambia



Zambia has 5249 reported case(s) (15th in the region) and 146 reported death(s) (11th). Cumulative counts per 10,000 population of reported cases and deaths are 3 (23rd) and 0.084 (16th) respectively. The weekly ratio of reported cases over the last 2 weeks is 1.3 (13th). The weekly ratio of reported deaths over the last 2 weeks is 0.39 (29th).

Zimbabwe



Zimbabwe has 2879 reported case(s) (19th in the region) and 41 reported death(s) (28th). Cumulative counts per 10,000 population of reported cases and deaths are 2 (31st) and 0.028 (34th) respectively. The weekly ratio of reported cases over the last 2 weeks is 0.89 (28th). The weekly ratio of reported deaths over the last 2 weeks is 2.5 (4th).

Appendix

Data

Sources and access

- Case counts for countries in WHO Africa Region from WHO Coronavirus disease (COVID-2019) situation reports <https://www.who.int/emergencies/diseases/novel-coronavirus-2019/situation-reports> (accessed 2400 30/07/2020).
- Death counts for countries in WHO African Region from WHO Coronavirus disease (COVID-2019) situation reports <https://www.who.int/emergencies/diseases/novel-coronavirus-2019/situation-reports> (accessed 2400 30/07/2020).
- Population counts from the World Bank (2018) <https://data.worldbank.org/indicator/SP.POP.TOTL?locations=ZG> (accessed 0900 30/03/2020).

Weekly Ratio calculations

Weekly ratios are calculated by dividing the sum of new cases or deaths over the past 7 days by their respective sums in the 7 days prior. The higher the weekly ratio, the faster an epidemic is growing. A weekly ratio of 1 represents stable growth (i.e. the number of cases or deaths in the past 7 days was the same as the 7 days before). A value between 1 and 0 indicates that an epidemic is in decline. A value of -1 has been assigned to countries which have removed cases or deaths from their cumulative counts. Doubling times have been replaced by weekly ratios because as countries move out of their exponential growth phases, doubling times become inappropriate and unreliable.

Confidence intervals calculated using bootstrapping of a simulated dataset with Poisson error structure.

Caveats

- Case count data are affected by any changes in testing strategy or testing effort over time and/or any variation in testing strategy or testing effort between regions.
- Case count data are likely a substantial under-representation of the true number of COVID-19 infections.
- Death data are considered more reliable but may lag behind case data by as much as 3 weeks.

Extended Data tables

Cumulative reported cases

| Country | Cum. reported cases | 95%CI lower | 95%CI upper |
|----------------------------------|---------------------|-------------|-------------|
| South Africa | 471123 | 469955 | 472199 |
| Nigeria | 42208 | NA | NA |
| Ghana | 35142 | 34831 | 35454 |
| Algeria | 29229 | 28959 | 29516 |
| Kenya | 19125 | 18898 | 19362 |
| Cameroon | 17255 | NA | NA |
| Ethiopia | 15810 | 15606 | 16015 |
| Cote d'Ivoire | 15713 | 15513 | 15921 |
| Madagascar | 10317 | NA | NA |
| Senegal | 9961 | NA | NA |
| Democratic Republic of the Congo | 8930 | 8766 | 9085 |
| Gabon | 7352 | 7210 | 7483 |
| Guinea | 7183 | NA | NA |
| Mauritania | 6270 | 6144 | 6400 |
| Zambia | 5249 | 5128 | 5375 |
| Central African Republic | 4605 | 4494 | 4713 |
| Malawi | 3858 | 3760 | 3964 |
| Congo | 3200 | 3113 | 3289 |
| Zimbabwe | 2879 | 2790 | 2971 |
| Eswatini | 2551 | 2467 | 2630 |
| Mali | 2521 | 2438 | 2601 |
| Cabo Verde | 2373 | 2296 | 2447 |
| Equatorial Guinea | 2350 | 2267 | 2430 |
| South Sudan | 2322 | 2248 | 2401 |
| Namibia | 1986 | 1914 | 2062 |
| Guinea-Bissau | 1981 | 1910 | 2051 |
| Rwanda | 1963 | 1884 | 2037 |
| Benin | 1805 | NA | NA |
| Sierra Leone | 1803 | 1728 | 1869 |
| Mozambique | 1748 | 1680 | 1814 |
| Liberia | 1179 | 1126 | 1232 |
| Uganda | 1135 | NA | NA |
| Niger | 1134 | 1082 | 1187 |
| Burkina Faso | 1106 | 1053 | 1160 |
| Angola | 1078 | 1026 | 1132 |
| Chad | 926 | 877 | 974 |
| Togo | 896 | 848 | 946 |
| Sao Tome and Principe | 868 | NA | NA |
| Botswana | 804 | 755 | 849 |
| Lesotho | 576 | 535 | 617 |
| United Republic of Tanzania | 509 | 473 | 549 |
| Burundi | 378 | 345 | 409 |
| Comoros | 378 | 346 | 409 |
| Mauritius | 344 | NA | NA |
| Gambia | 326 | 296 | 358 |
| Eritrea | 265 | 237 | 293 |
| Seychelles | 114 | NA | NA |

Cumulative reported cases per 10,000 population

| Country | Cum. reported cases per 10k pop | 95%CI lower | 95%CI upper |
|----------------------------------|---------------------------------|-------------|-------------|
| South Africa | 81.5379166 | 81 | 82 |
| Cabo Verde | 43.6400149 | 42 | 45 |
| Sao Tome and Principe | 41.1319825 | NA | NA |
| Gabon | 34.6911090 | 34 | 35 |
| Eswatini | 18.6613021 | 18 | 19 |
| Equatorial Guinea | 17.9529922 | 17 | 19 |
| Mauritania | 14.2392591 | 14 | 15 |
| Ghana | 11.8056480 | 12 | 12 |
| Seychelles | 11.7814845 | NA | NA |
| Guinea-Bissau | 10.5692284 | 10 | 11 |
| Central African Republic | 9.8684697 | 10 | 10 |
| Namibia | 8.1119001 | 8 | 8 |
| Algeria | 6.9216404 | 7 | 7 |
| Cameroon | 6.8428132 | NA | NA |
| Senegal | 6.2828143 | NA | NA |
| Cote d'Ivoire | 6.2678433 | 6 | 6 |
| Congo | 6.1017897 | 6 | 6 |
| Guinea | 5.7860609 | NA | NA |
| Comoros | 4.5415116 | 4 | 5 |
| Madagascar | 3.9284348 | NA | NA |
| Kenya | 3.7213232 | 4 | 4 |
| Botswana | 3.5667926 | 3 | 4 |
| Zambia | 3.0250426 | 3 | 3 |
| Lesotho | 2.7322767 | 3 | 3 |
| Mauritius | 2.7187164 | NA | NA |
| Liberia | 2.4465774 | 2 | 3 |
| Sierra Leone | 2.3568153 | 2 | 2 |
| Nigeria | 2.1548465 | NA | NA |
| Malawi | 2.1264030 | 2 | 2 |
| South Sudan | 2.1155402 | 2 | 2 |
| Zimbabwe | 1.9939029 | 2 | 2 |
| Rwanda | 1.5956834 | 2 | 2 |
| Benin | 1.5716086 | NA | NA |
| Ethiopia | 1.4474767 | 1 | 1 |
| Gambia | 1.4297606 | 1 | 2 |
| Mali | 1.3214388 | 1 | 1 |
| Togo | 1.1357451 | 1 | 1 |
| Democratic Republic of the Congo | 1.0622342 | 1 | 1 |
| Chad | 0.5982781 | 1 | 1 |
| Mozambique | 0.5926235 | 1 | 1 |
| Burkina Faso | 0.5599565 | 1 | 1 |
| Niger | 0.5052812 | 0 | 1 |
| Eritrea | 0.4380165 | 0 | 0 |
| Angola | 0.3498891 | 0 | 0 |
| Burundi | 0.3382436 | 0 | 0 |
| Uganda | 0.2656640 | NA | NA |
| United Republic of Tanzania | 0.0903791 | 0 | 0 |

Cumulative deaths

| Country | Cum. reported deaths | 95%CI lower | 95%CI upper |
|----------------------------------|----------------------|-------------|-------------|
| South Africa | 7497 | NA | NA |
| Algeria | 1186 | 1129 | 1244 |
| Nigeria | 873 | 824 | 920 |
| Cameroon | 391 | 358 | 424 |
| Kenya | 311 | NA | NA |
| Ethiopia | 253 | 228 | 279 |
| Democratic Republic of the Congo | 212 | 189 | 235 |
| Senegal | 200 | 177 | 224 |
| Ghana | 175 | 153 | 196 |
| Mauritania | 156 | 136 | 176 |
| Zambia | 146 | 126 | 165 |
| Mali | 124 | 106 | 142 |
| Malawi | 107 | 90 | 124 |
| Madagascar | 99 | 82 | 116 |
| Cote d'Ivoire | 98 | 82 | 114 |
| Chad | 75 | 61 | 90 |
| Liberia | 72 | 59 | 87 |
| Niger | 69 | 55 | 83 |
| Sierra Leone | 67 | 54 | 80 |
| Central African Republic | 59 | 46 | 73 |
| Congo | 54 | NA | NA |
| Burkina Faso | 53 | NA | NA |
| Gabon | 49 | 38 | 61 |
| Angola | 48 | 37 | 60 |
| Guinea | 46 | NA | NA |
| South Sudan | 46 | NA | NA |
| Equatorial Guinea | 41 | 30 | 52 |
| Zimbabwe | 41 | NA | NA |
| Eswatini | 40 | 30 | 50 |
| Benin | 36 | NA | NA |
| Guinea-Bissau | 26 | 18 | 35 |
| Cabo Verde | 23 | 15 | 32 |
| United Republic of Tanzania | 21 | 14 | 29 |
| Togo | 18 | 11 | 25 |
| Sao Tome and Principe | 15 | NA | NA |
| Lesotho | 13 | 7 | 20 |
| Mozambique | 11 | 6 | 17 |
| Mauritius | 10 | 5 | 15 |
| Namibia | 9 | 5 | 14 |
| Gambia | 8 | 4 | 13 |
| Comoros | 7 | 3 | 11 |
| Rwanda | 5 | 1 | 9 |
| Botswana | 2 | 0 | 5 |
| Uganda | 2 | 0 | 4 |
| Burundi | 1 | 0 | 3 |
| Eritrea | 0 | 0 | 0 |
| Seychelles | 0 | 0 | 0 |

Cumulative deaths per 10,000 populations

| Country | Cum. reported deaths per 10k pop | 95%CI lower | 95%CI upper |
|----------------------------------|----------------------------------|-------------|-------------|
| South Africa | 1.2975163 | NA | NA |
| Sao Tome and Principe | 0.7108061 | NA | NA |
| Cabo Verde | 0.4229753 | 0 | 1 |
| Mauritania | 0.3542782 | 0 | 0 |
| Equatorial Guinea | 0.3132224 | 0 | 0 |
| Eswatini | 0.2926116 | 0 | 0 |
| Algeria | 0.2808535 | 0 | 0 |
| Gabon | 0.2312111 | 0 | 0 |
| Cameroon | 0.1550588 | 0 | 0 |
| Liberia | 0.1494093 | 0 | 0 |
| Guinea-Bissau | 0.1387178 | 0 | 0 |
| Central African Republic | 0.1264364 | 0 | 0 |
| Senegal | 0.1261483 | 0 | 0 |
| Congo | 0.1029677 | NA | NA |
| Sierra Leone | 0.0875799 | 0 | 0 |
| Zambia | 0.0841410 | 0 | 0 |
| Comoros | 0.0841021 | 0 | 0 |
| Mauritius | 0.0790325 | 0 | 0 |
| Mali | 0.0649974 | 0 | 0 |
| Lesotho | 0.0616660 | 0 | 0 |
| Kenya | 0.0605141 | NA | NA |
| Malawi | 0.0589749 | 0 | 0 |
| Ghana | 0.0587897 | 0 | 0 |
| Chad | 0.0484567 | 0 | 0 |
| Nigeria | 0.0445693 | 0 | 0 |
| South Sudan | 0.0419099 | NA | NA |
| Cote d'Ivoire | 0.0390917 | 0 | 0 |
| Madagascar | 0.0376965 | 0 | 0 |
| Guinea | 0.0370540 | NA | NA |
| Namibia | 0.0367609 | 0 | 0 |
| Gambia | 0.0350861 | 0 | 0 |
| Benin | 0.0313451 | NA | NA |
| Niger | 0.0307446 | 0 | 0 |
| Zimbabwe | 0.0283953 | NA | NA |
| Burkina Faso | 0.0268334 | NA | NA |
| Democratic Republic of the Congo | 0.0252177 | 0 | 0 |
| Ethiopia | 0.0231633 | 0 | 0 |
| Togo | 0.0228163 | 0 | 0 |
| Angola | 0.0155795 | 0 | 0 |
| Botswana | 0.0088726 | 0 | 0 |
| Rwanda | 0.0040644 | 0 | 0 |
| Mozambique | 0.0037293 | 0 | 0 |
| United Republic of Tanzania | 0.0037288 | 0 | 0 |
| Burundi | 0.0008948 | 0 | 0 |
| Uganda | 0.0004681 | 0 | 0 |
| Eritrea | 0.0000000 | 0 | 0 |
| Seychelles | 0.0000000 | 0 | 0 |

Weekly Ratio (cases)

| Country | Weekly Ratio | 95%CI lower | 95%CI upper |
|----------------------------------|--------------|-------------|-------------|
| Chad | 9.2500000 | 3.2969894 | 25.9517060 |
| Gambia | 2.8529412 | 2.1643776 | 3.7605608 |
| Comoros | 2.5625000 | 1.4379683 | 4.5664473 |
| Lesotho | 2.1067961 | 1.6663688 | 2.6636299 |
| Uganda | 1.8750000 | 1.2208741 | 2.8795966 |
| Cameroon | 1.5763441 | 1.4034147 | 1.7705819 |
| Burkina Faso | 1.4285714 | 0.8813730 | 2.3154967 |
| Ethiopia | 1.4057068 | 1.3419243 | 1.4725209 |
| Eswatini | 1.3652561 | 1.2087578 | 1.5420164 |
| Togo | 1.3636364 | 0.9925502 | 1.8734611 |
| Namibia | 1.3212670 | 1.1676829 | 1.4950518 |
| Ghana | 1.2894861 | 1.2388022 | 1.3422436 |
| Zambia | 1.2815385 | 1.1918763 | 1.3779457 |
| South Sudan | 1.2205882 | 0.8858055 | 1.6818993 |
| Kenya | 1.2158739 | 1.1630815 | 1.2710626 |
| Gabon | 1.1826625 | 1.0650338 | 1.3132829 |
| Burundi | 1.1428571 | 0.7260616 | 1.7989142 |
| Sierra Leone | 1.1428571 | 0.8149726 | 1.6026580 |
| Angola | 1.1271186 | 0.9459109 | 1.3430403 |
| Liberia | 1.1206897 | 0.7865618 | 1.5967536 |
| Senegal | 1.1170213 | 1.0123448 | 1.2325213 |
| Rwanda | 1.0787402 | 0.9094413 | 1.2795551 |
| Algeria | 1.0621648 | 1.0178254 | 1.1084357 |
| Guinea-Bissau | 1.0000000 | 0.5865810 | 1.7047943 |
| Nigeria | 0.9458996 | 0.9051966 | 0.9884329 |
| Guinea | 0.9256900 | 0.8126341 | 1.0544746 |
| South Africa | 0.9079369 | 0.8990744 | 0.9168868 |
| Zimbabwe | 0.8941799 | 0.8149356 | 0.9811299 |
| Madagascar | 0.8427845 | 0.7958384 | 0.8925000 |
| Mozambique | 0.8414097 | 0.6941098 | 1.0199687 |
| Botswana | 0.8161435 | 0.6710193 | 0.9926543 |
| Malawi | 0.8081395 | 0.7226770 | 0.9037088 |
| Eritrea | 0.7368421 | 0.3694513 | 1.4695746 |
| Cabo Verde | 0.6908517 | 0.5815541 | 0.8206909 |
| Democratic Republic of the Congo | 0.6587473 | 0.5700917 | 0.7611898 |
| Mauritania | 0.6102784 | 0.5266771 | 0.7071500 |
| Cote d'Ivoire | 0.5778302 | 0.5341275 | 0.6251086 |
| Niger | 0.5217391 | 0.2596150 | 1.0485209 |
| Benin | 0.5066079 | 0.4048016 | 0.6340182 |
| Congo | 0.4618056 | 0.3993530 | 0.5340247 |
| Mali | 0.4426230 | 0.2813681 | 0.6962947 |
| Sao Tome and Principe | 0.3666667 | 0.2977191 | 0.4515815 |
| Central African Republic | 0.1462264 | 0.1003104 | 0.2131599 |
| Equatorial Guinea | 0.0000000 | 0.0000000 | NA |
| Mauritius | NA | NA | NA |
| Seychelles | NA | NA | NA |
| United Republic of Tanzania | NA | NA | NA |

Weekly Ratio (deaths)

| Country | Weekly Ratio | 95%CI lower | 95%CI upper |
|----------------------------------|--------------|-------------|-------------|
| Democratic Republic of the Congo | 3.2000000 | 1.1722789 | 8.7351227 |
| Eswatini | 3.0000000 | 1.0903215 | 8.2544458 |
| Angola | 2.5000000 | 0.9699806 | 6.4434279 |
| Zimbabwe | 2.5000000 | 0.9699806 | 6.4434279 |
| Lesotho | 2.3333333 | 0.6033664 | 9.0234465 |
| Gabon | 2.0000000 | 0.1813452 | 22.0573775 |
| Togo | 2.0000000 | 0.1813452 | 22.0573775 |
| Guinea | 1.6666667 | 0.3982975 | 6.9741276 |
| Ethiopia | 1.6250000 | 1.0959567 | 2.4094245 |
| Ghana | 1.5714286 | 0.8040426 | 3.0712152 |
| Gambia | 1.5000000 | 0.2506339 | 8.9772368 |
| Madagascar | 1.1538462 | 0.6824455 | 1.9508678 |
| Nigeria | 1.1320755 | 0.7823762 | 1.6380800 |
| Algeria | 1.0563380 | 0.7635817 | 1.4613367 |
| South Africa | 1.0470746 | 0.9752431 | 1.1241970 |
| Cabo Verde | 1.0000000 | 0.1408584 | 7.0993271 |
| Congo | 1.0000000 | 0.2018292 | 4.9546835 |
| Kenya | 1.0000000 | 0.6783188 | 1.4742330 |
| Senegal | 0.9583333 | 0.5409222 | 1.6978464 |
| Malawi | 0.9393939 | 0.5753597 | 1.5337552 |
| Cote d'Ivoire | 0.8333333 | 0.2543204 | 2.7305891 |
| Cameroon | 0.6923077 | 0.2959284 | 1.6196146 |
| Central African Republic | 0.5000000 | 0.0915787 | 2.7298935 |
| Liberia | 0.5000000 | 0.0915787 | 2.7298935 |
| Mali | 0.5000000 | 0.0453363 | 5.5143444 |
| Sao Tome and Principe | 0.5000000 | 0.0453363 | 5.5143444 |
| Sierra Leone | 0.5000000 | 0.0453363 | 5.5143444 |
| Namibia | 0.4000000 | 0.0776034 | 2.0617660 |
| Zambia | 0.3913043 | 0.2269133 | 0.6747912 |
| Benin | 0.3333333 | 0.0672764 | 1.6515612 |
| South Sudan | 0.2500000 | 0.0279415 | 2.2368134 |
| Mauritania | 0.1666667 | 0.0200645 | 1.3844217 |
| Equatorial Guinea | 0.0000000 | 0.0000000 | NA |
| Mozambique | 0.0000000 | 0.0000000 | NA |
| Niger | 0.0000000 | 0.0000000 | NA |
| Rwanda | 0.0000000 | 0.0000000 | NA |
| Botswana | NA | NA | NA |
| Burkina Faso | NA | NA | NA |
| Burundi | NA | NA | NA |
| Chad | NA | NA | NA |
| Comoros | NA | NA | NA |
| Eritrea | NA | NA | NA |
| Guinea-Bissau | NA | NA | NA |
| Mauritius | NA | NA | NA |
| Seychelles | NA | NA | NA |
| Uganda | NA | NA | NA |
| United Republic of Tanzania | NA | NA | NA |