

COVID-19 situation report for WHO Africa Region
27/07/2020

Produced by the TIBA COVID-19 Pandemic Response Unit



Contents

(Click to access)

Section 1: Overview of WHO Africa Region 23/07/2020	4
Overview	4
Methods	5
Summary maps	6
Section 2: Individual country situations	7
Algeria	8
Angola	9
Benin	10
Botswana	11
Burkina Faso	12
Burundi	13
Cabo Verde	14
Cameroon	15
Central African Republic	16
Chad	17
Comoros	18
Congo	19
Cote d'Ivoire	20
Democratic Republic of the Congo	21
Equatorial Guinea	22
Eritrea	23
Eswatini	24
Ethiopia	25
Gabon	26
Gambia	27
Ghana	28
Guinea	29
Guinea-Bissau	30
Kenya	31

Lesotho	32
Liberia	33
Madagascar	34
Malawi	35
Mali	36
Mauritania	37
Mauritius	38
Mozambique	39
Namibia	40
Niger	41
Nigeria	42
Rwanda	43
Sao Tome and Principe	44
Senegal	45
Seychelles	46
Sierra Leone	47
South Africa	48
South Sudan	49
Togo	50
Uganda	51
United Republic of Tanzania	52
Zambia	53
Zimbabwe	54
Appendix	55
Data	55
Sources and access	55
Weekly Ratio calculations	55
Caveats	55
Extended Data tables	56
Cumulative reported cases	56
Cumulative reported cases per 10,000 population	57
Cumulative deaths	58
Cumulative deaths per 10,000 populations	59
Weekly Ratio (cases)	60
Weekly Ratio (deaths)	61

Section 1: Overview of WHO Africa Region 23/07/2020

Overview



Total Reported Cases
638903

Total Reported Deaths
10748

Methods

We compare the size and rate of increase of the COVID-19 epidemic across the countries included in WHO Africa Region.

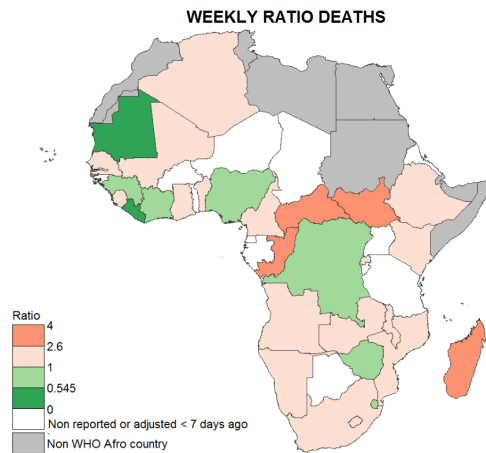
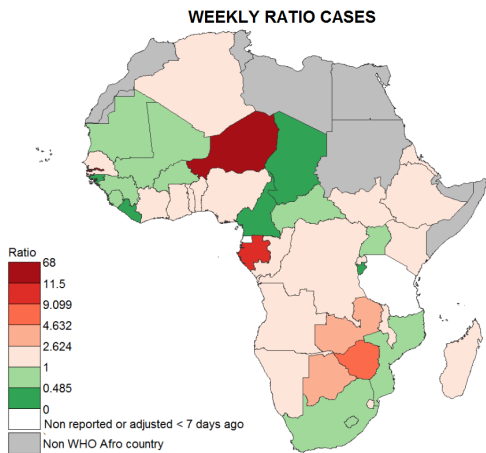
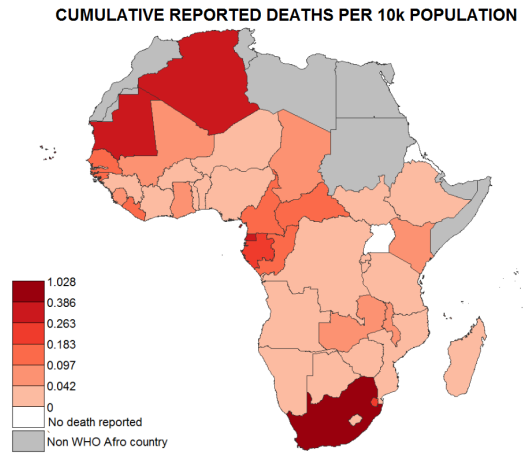
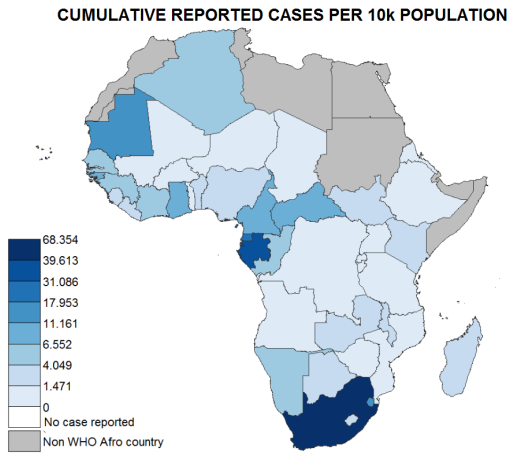
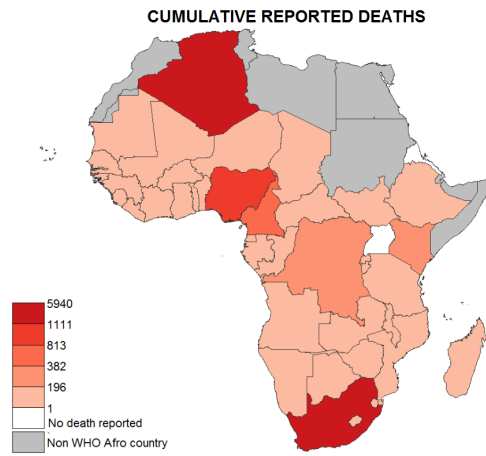
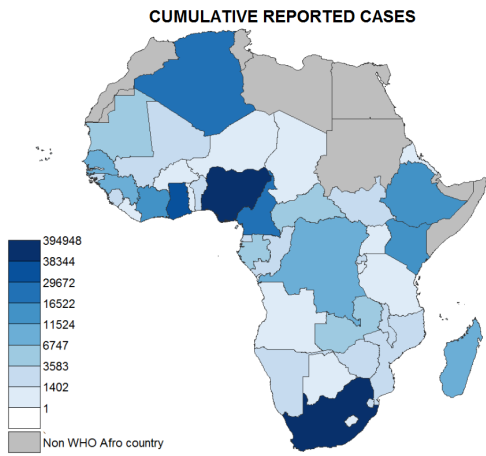
The maps below summarise the in-country situations:

- Top row: cumulative reported cases (left) and deaths (right).
- Middle row: cumulative reported cases (left) and deaths (right) per 10,000 population on a log10 scale.
- Bottom row: weekly ratios for new cases and new deaths. The higher the weekly ratio, the faster an epidemic is growing. A weekly ratio of 1 represents stable growth (i.e. the number of cases or deaths in the past 7 days was the same as the 7 days before). A value between 1 and 0 indicates that an epidemic is in decline. See methods for more details.

Caveats:

- Colour scales are non-linear and are re-calibrated every week.
- WHO African region countries shaded in white either have no reported deaths/cases or, for weekly ratio calculations, have reduced their cumulative total cases/deaths in the last 14 days due to retrospective changes in reporting procedures.
- Doubling times have been replaced by weekly ratios because some countries are moving out of the exponential phase of the epidemic.

Summary maps



Section 2: Individual country situations

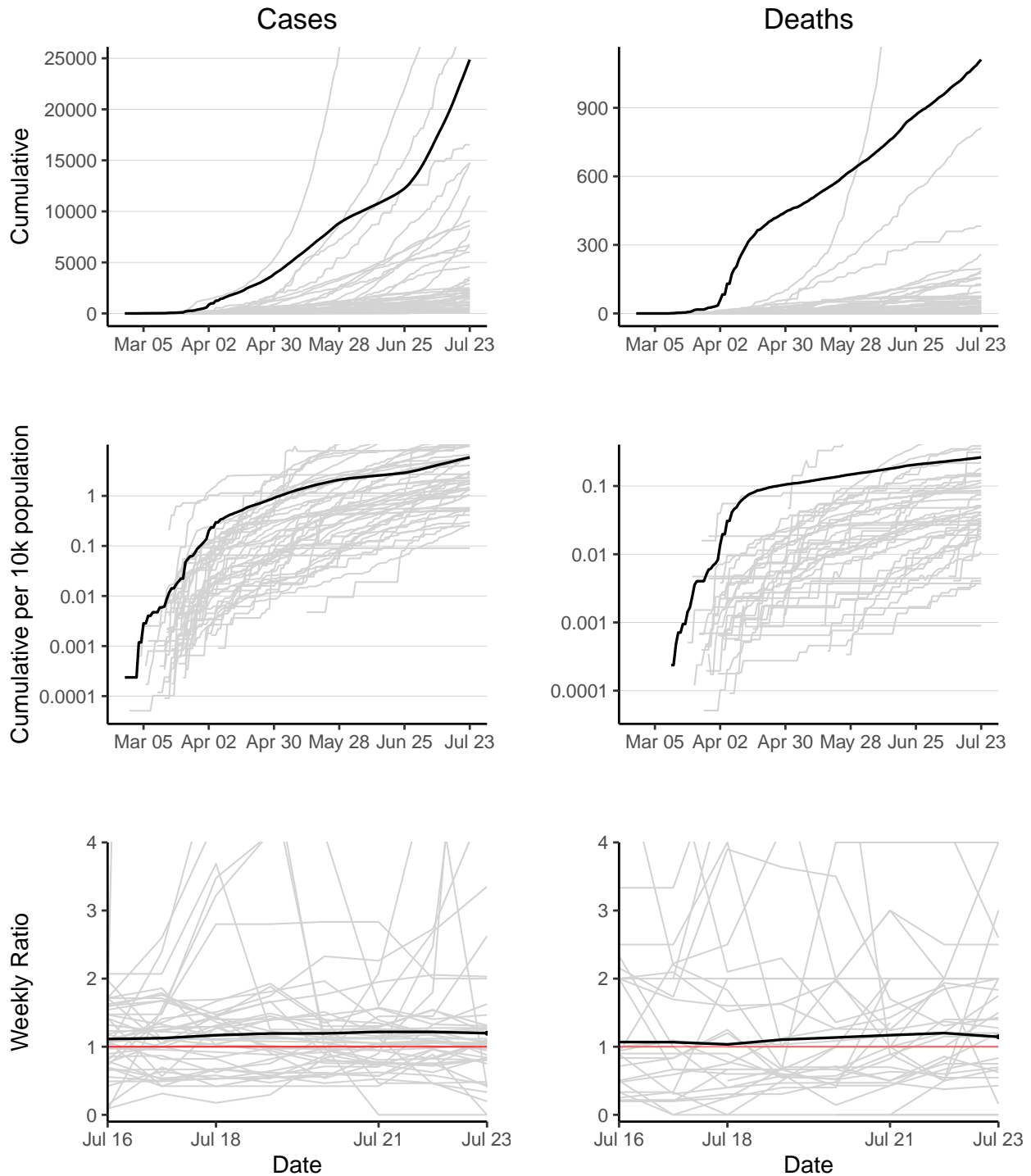
As of 23/07/2020, each panel below shows for each country:

- Top row: cumulative reported cases (left) and deaths (right).
- Middle row: cumulative reported cases (left) and deaths (right) per 10,000 population on a log10 scale.
- Bottom row: weekly ratio of the number of new cases (left) and deaths (right) calculated for each of the past 7 days leading up to 23/07/2020. Gaps in the plotted data indicate values that could not be calculated.

Caveats;

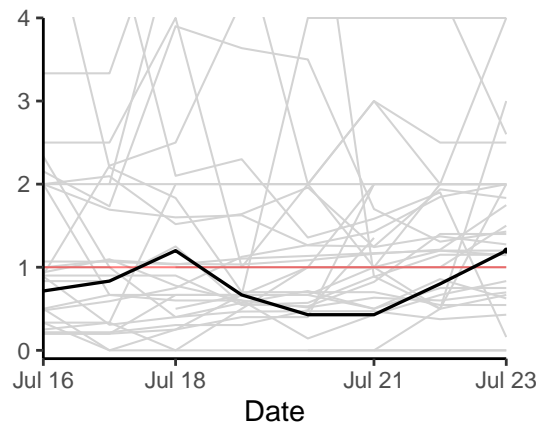
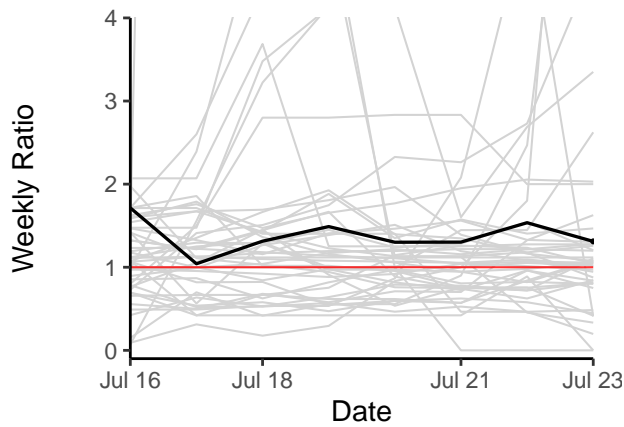
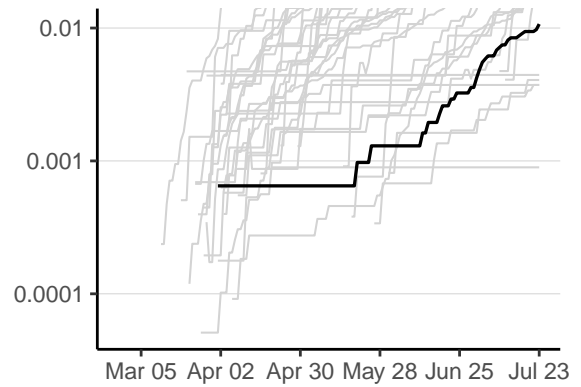
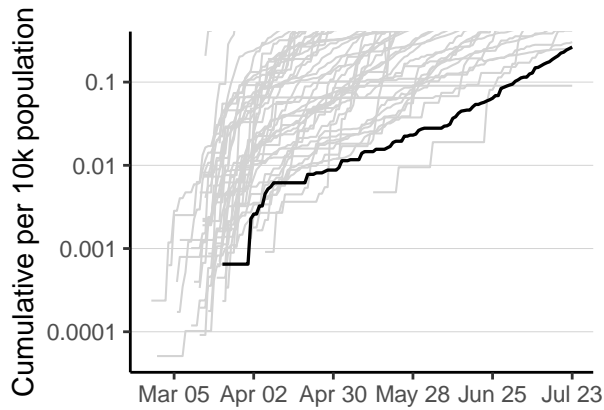
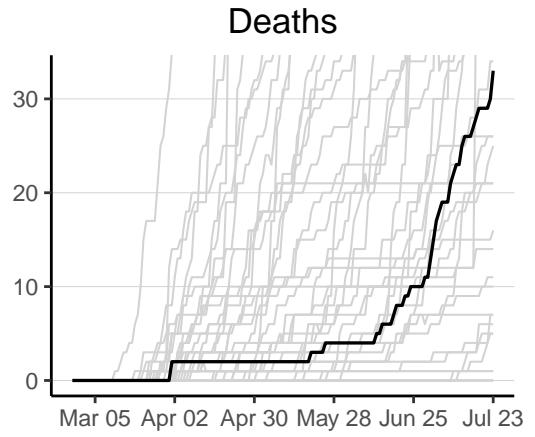
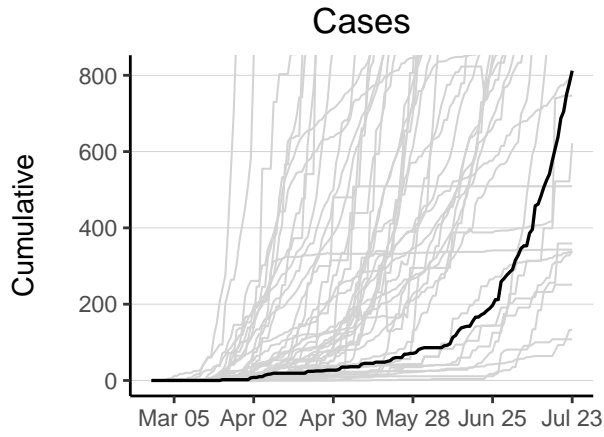
- Retrospective changes in reporting policy may cause cumulative deaths/cases counts to drop as described in WHO Sit Rep Number 105, published on 04/05/2020.

Algeria



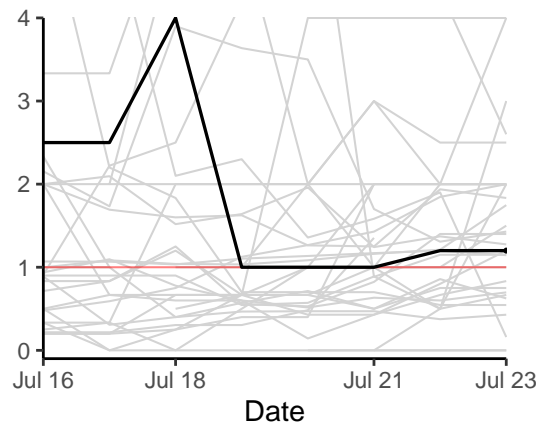
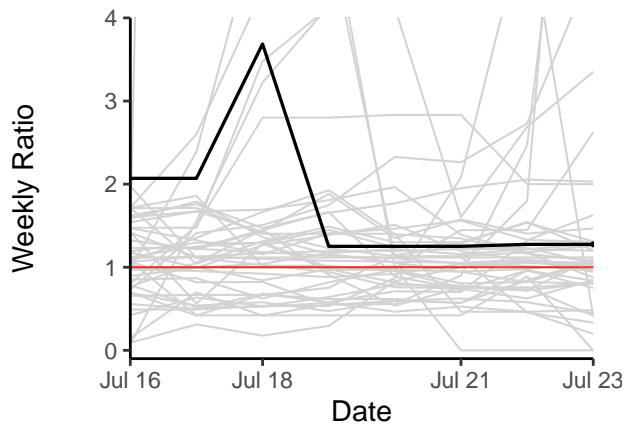
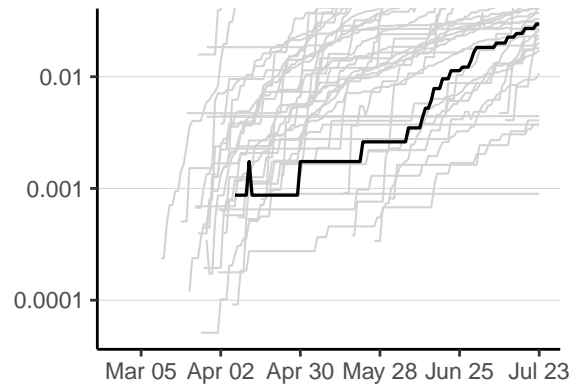
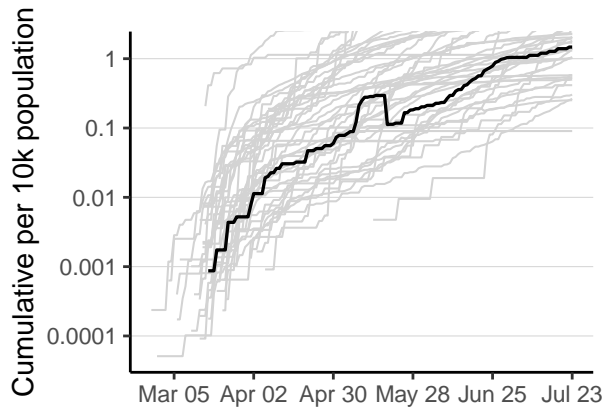
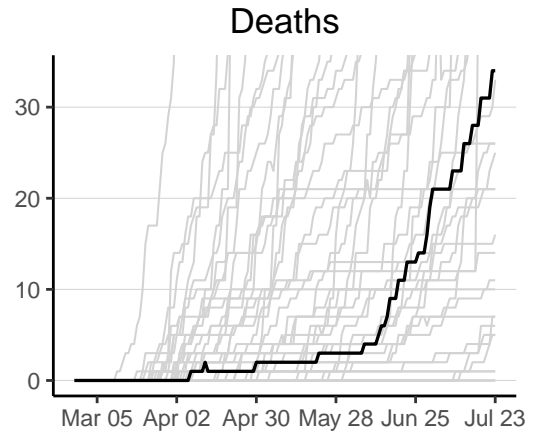
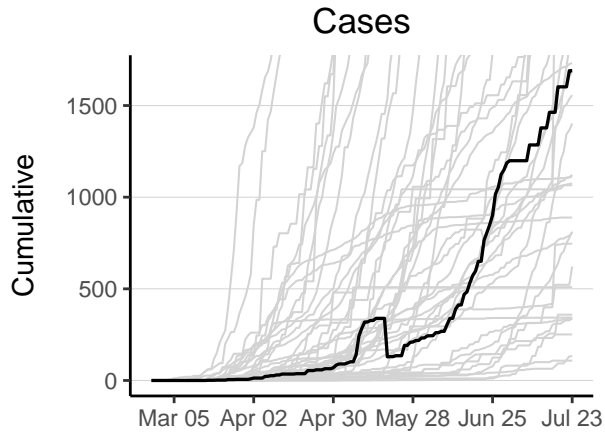
Algeria has 24872 reported case(s) (4th in the region) and 1111 reported death(s) (2nd). Cumulative counts per 10,000 population of reported cases and deaths are 5.9 (13th) and 0.26 (6th) respectively. The weekly ratio of reported cases over the last 2 weeks is 1.2 (18th). The weekly ratio of reported deaths over the last 2 weeks is 1.1 (12th).

Angola



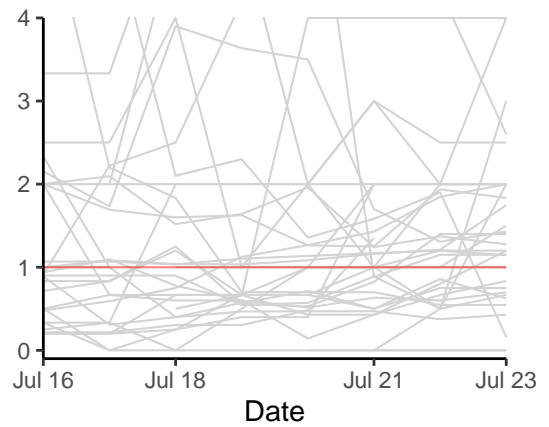
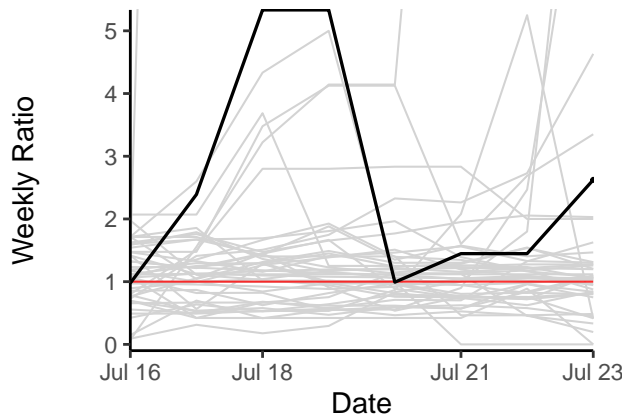
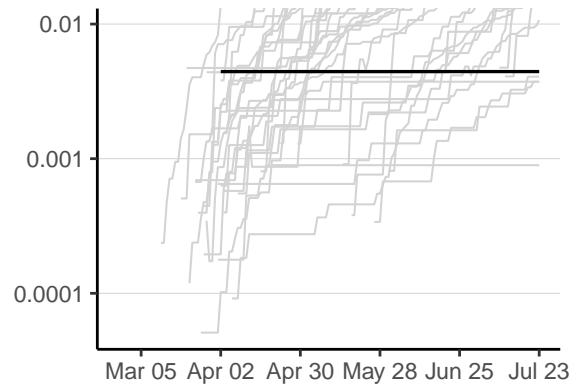
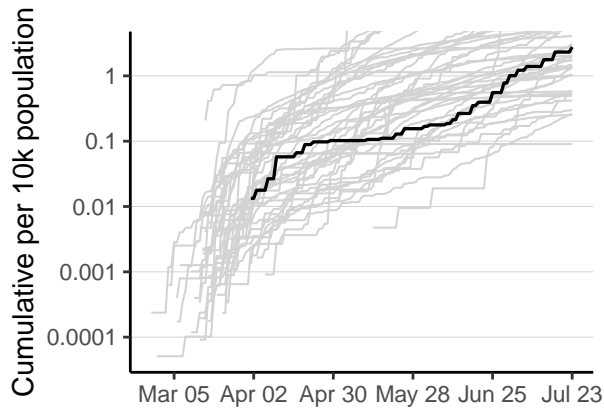
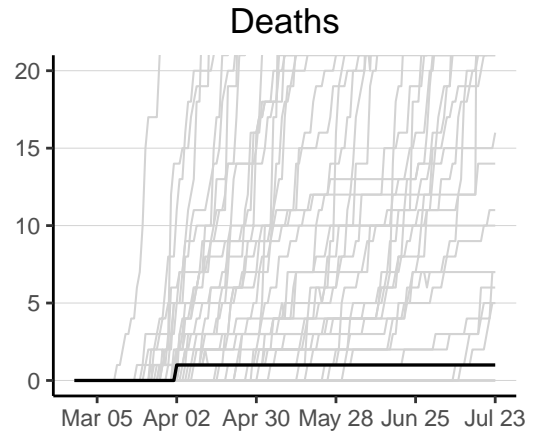
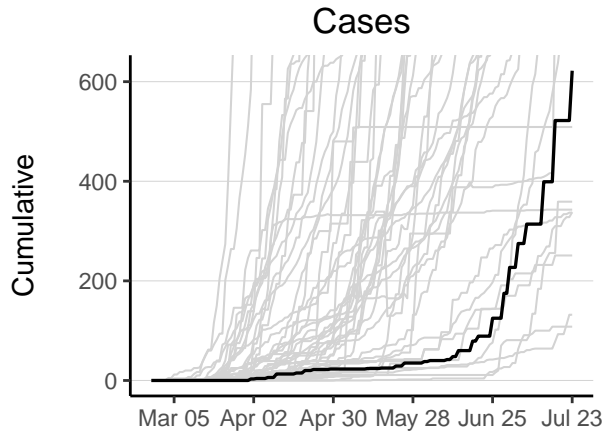
Angola has 812 reported case(s) (36th in the region) and 33 reported death(s) (28th). Cumulative counts per 10,000 population of reported cases and deaths are 0.26 (45th) and 0.011 (39th) respectively. The weekly ratio of reported cases over the last 2 weeks is 1.3 (12th). The weekly ratio of reported deaths over the last 2 weeks is 1.2 (14th).

Benin



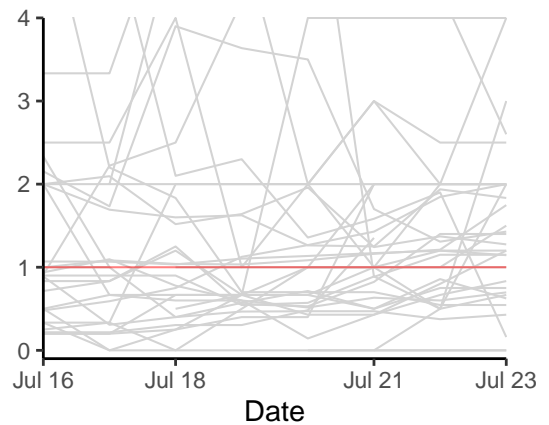
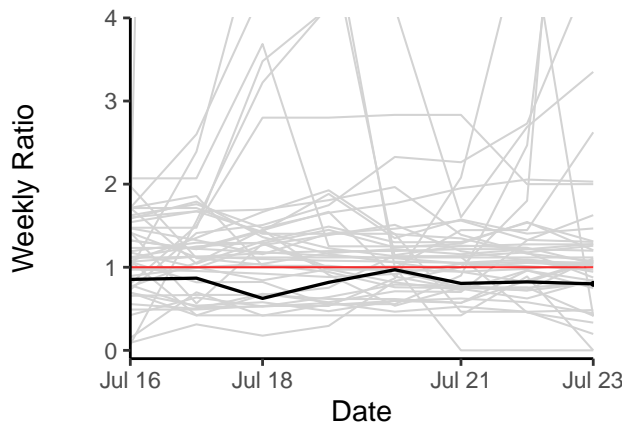
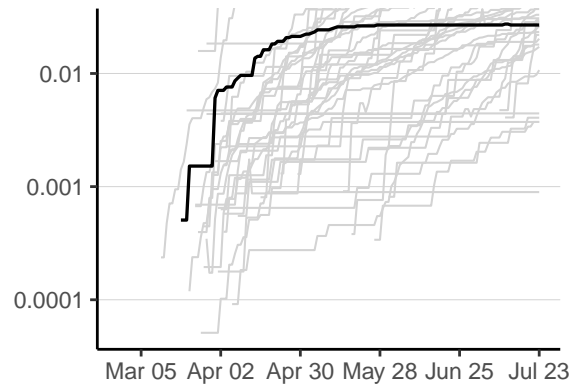
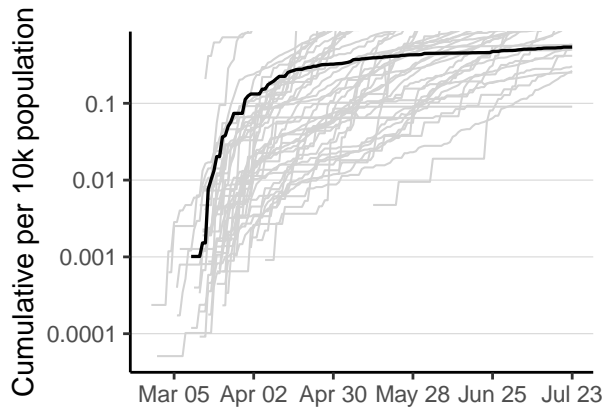
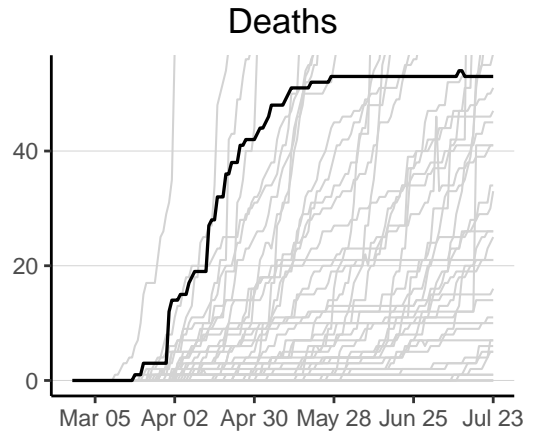
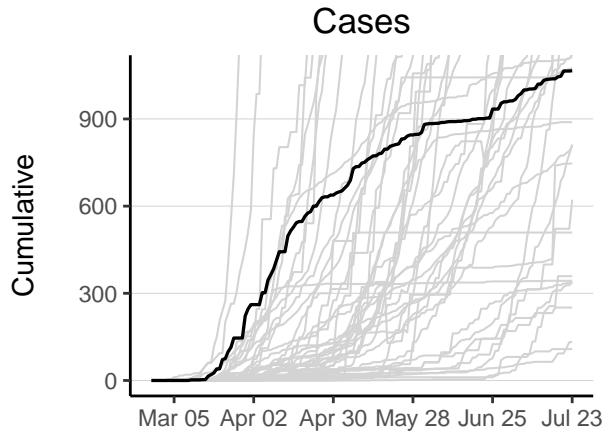
Benin has 1690 reported case(s) (27th in the region) and 34 reported death(s) (27th). Cumulative counts per 10,000 population of reported cases and deaths are 1.5 (31st) and 0.03 (29th) respectively. The weekly ratio of reported cases over the last 2 weeks is 1.3 (15th). The weekly ratio of reported deaths over the last 2 weeks is 1.2 (15th).

Botswana



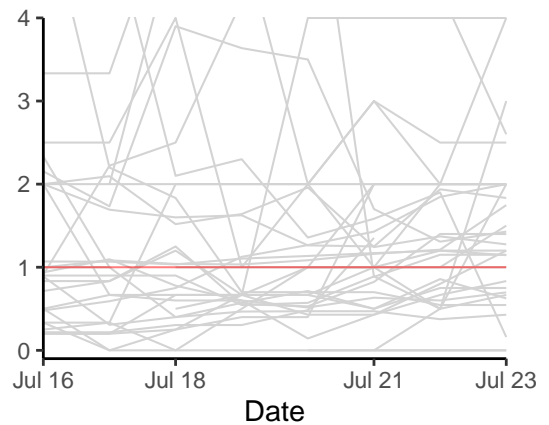
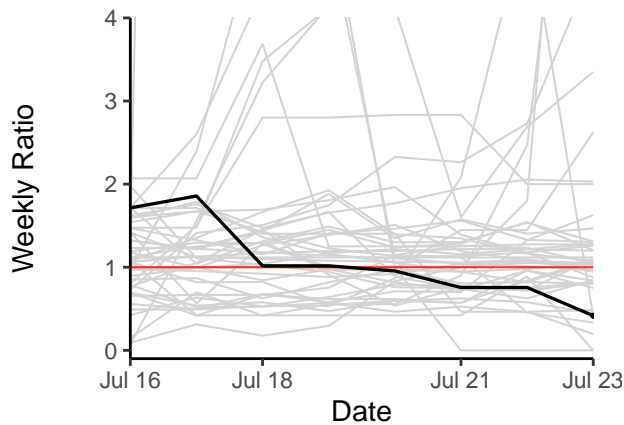
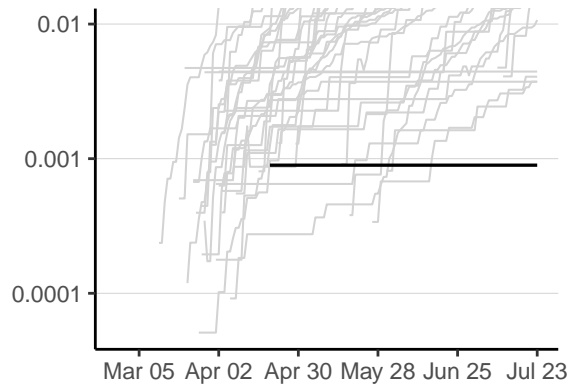
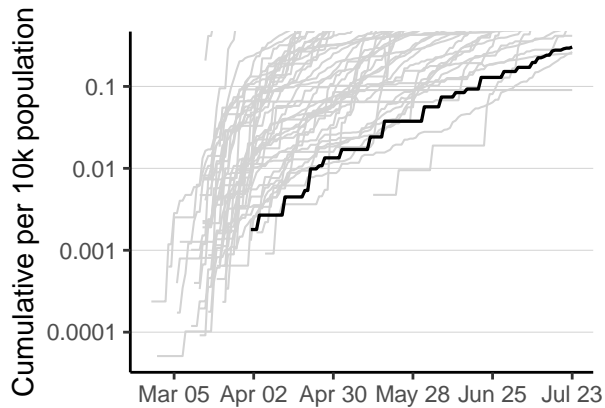
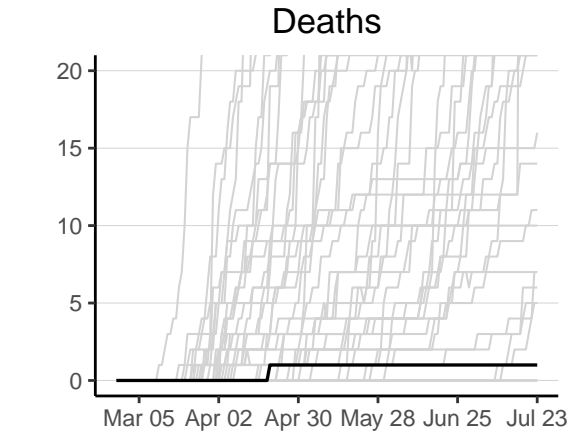
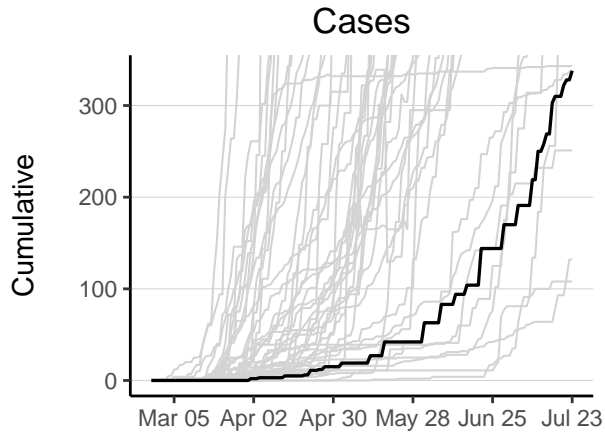
Botswana has 622 reported case(s) (39th in the region) and 1 reported death(s) (43rd). Cumulative counts per 10,000 population of reported cases and deaths are 2.8 (22nd) and 0.0044 (40th) respectively. The weekly ratio of reported cases over the last 2 weeks is 2.6 (7th). The weekly ratio of reported deaths cannot be calculated as no new deaths have been reported in one of the last 2 weeks.

Burkina Faso



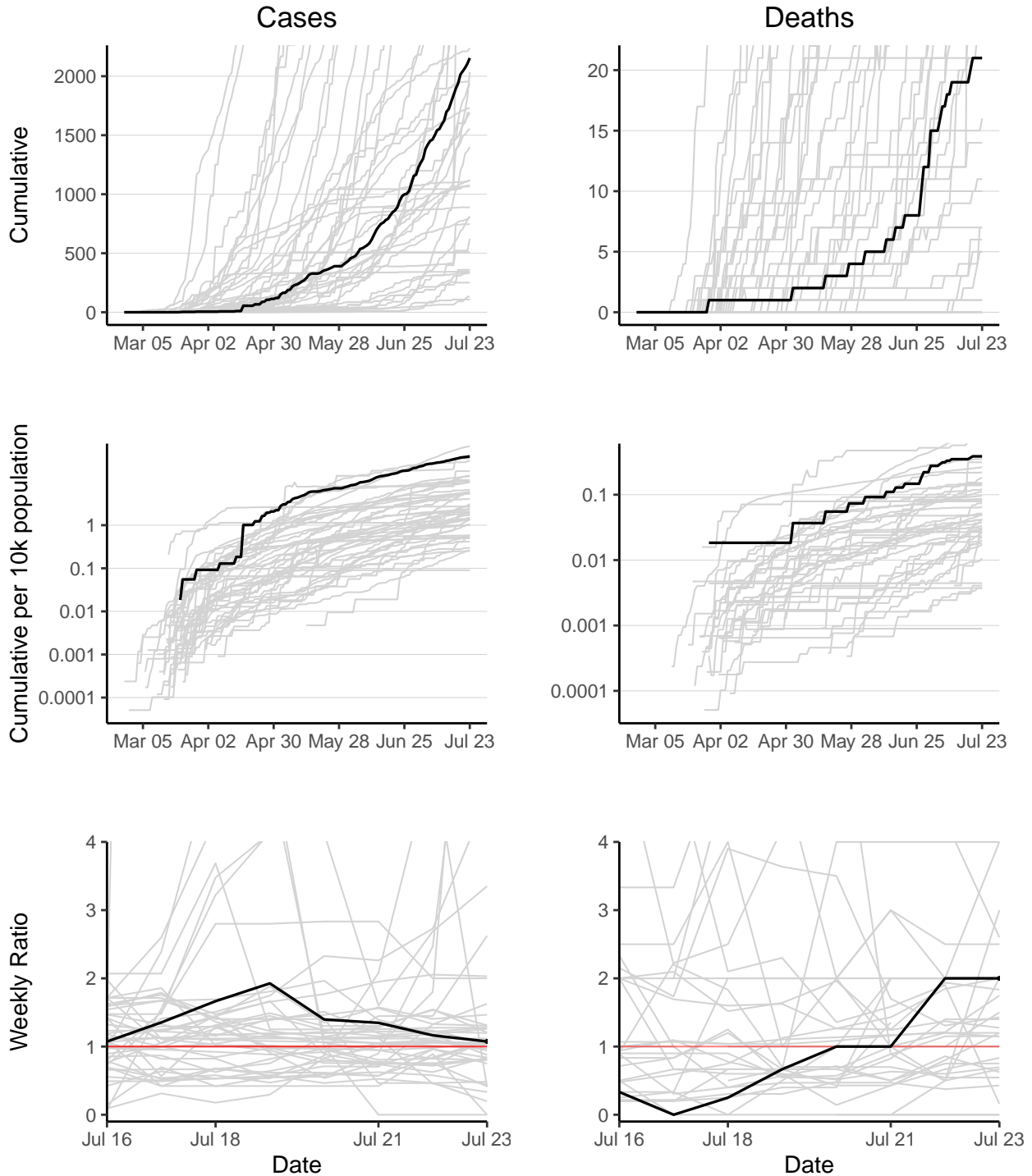
Burkina Faso has 1066 reported case(s) (34th in the region) and 53 reported death(s) (21st). Cumulative counts per 10,000 population of reported cases and deaths are 0.54 (40th) and 0.027 (32nd) respectively. The weekly ratio of reported cases over the last 2 weeks is 0.8 (36th). The weekly ratio of reported deaths cannot be calculated as no new deaths have been reported in one of the last 2 weeks.

Burundi



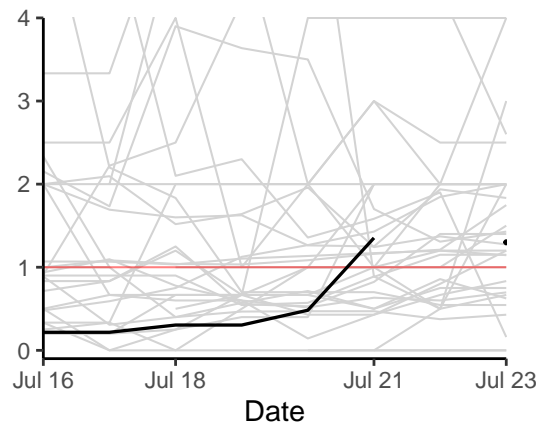
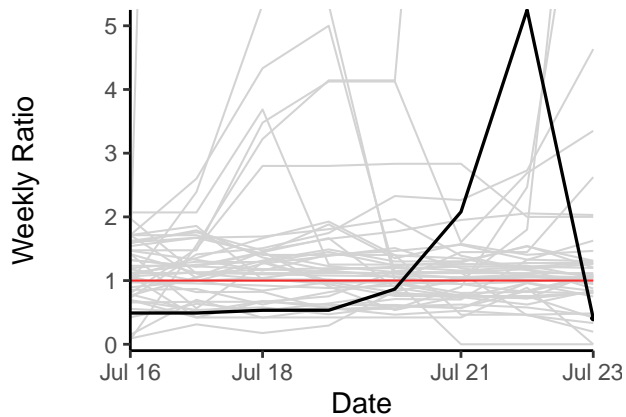
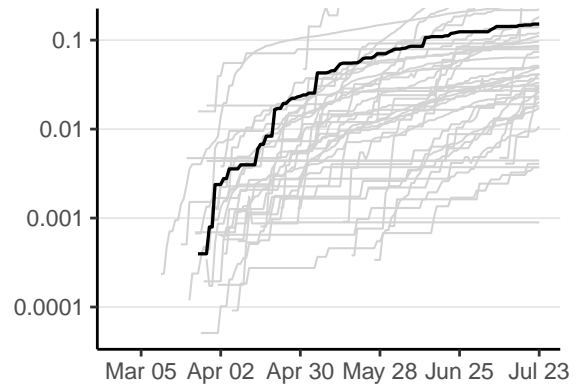
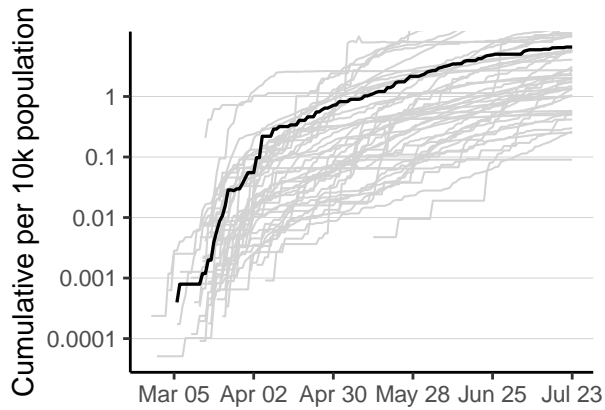
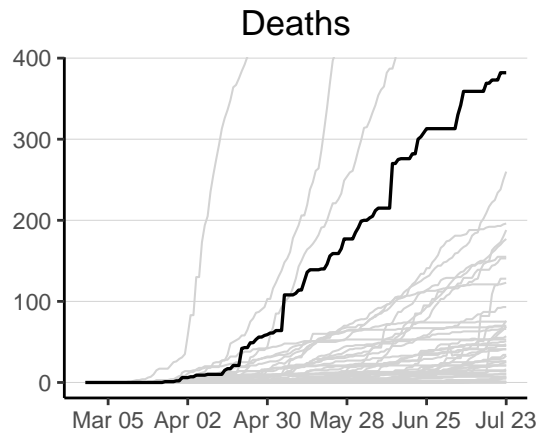
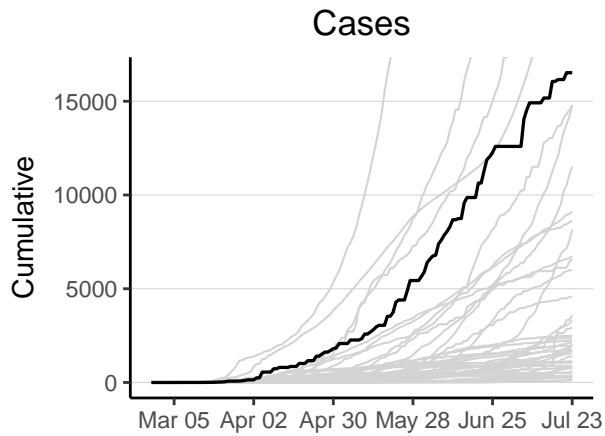
Burundi has 338 reported case(s) (43rd in the region) and 1 reported death(s) (44th). Cumulative counts per 10,000 population of reported cases and deaths are 0.3 (44th) and 0.00089 (44th) respectively. The weekly ratio of reported cases over the last 2 weeks is 0.42 (40th). The weekly ratio of reported deaths cannot be calculated as no new deaths have been reported in one of the last 2 weeks.

Cabo Verde



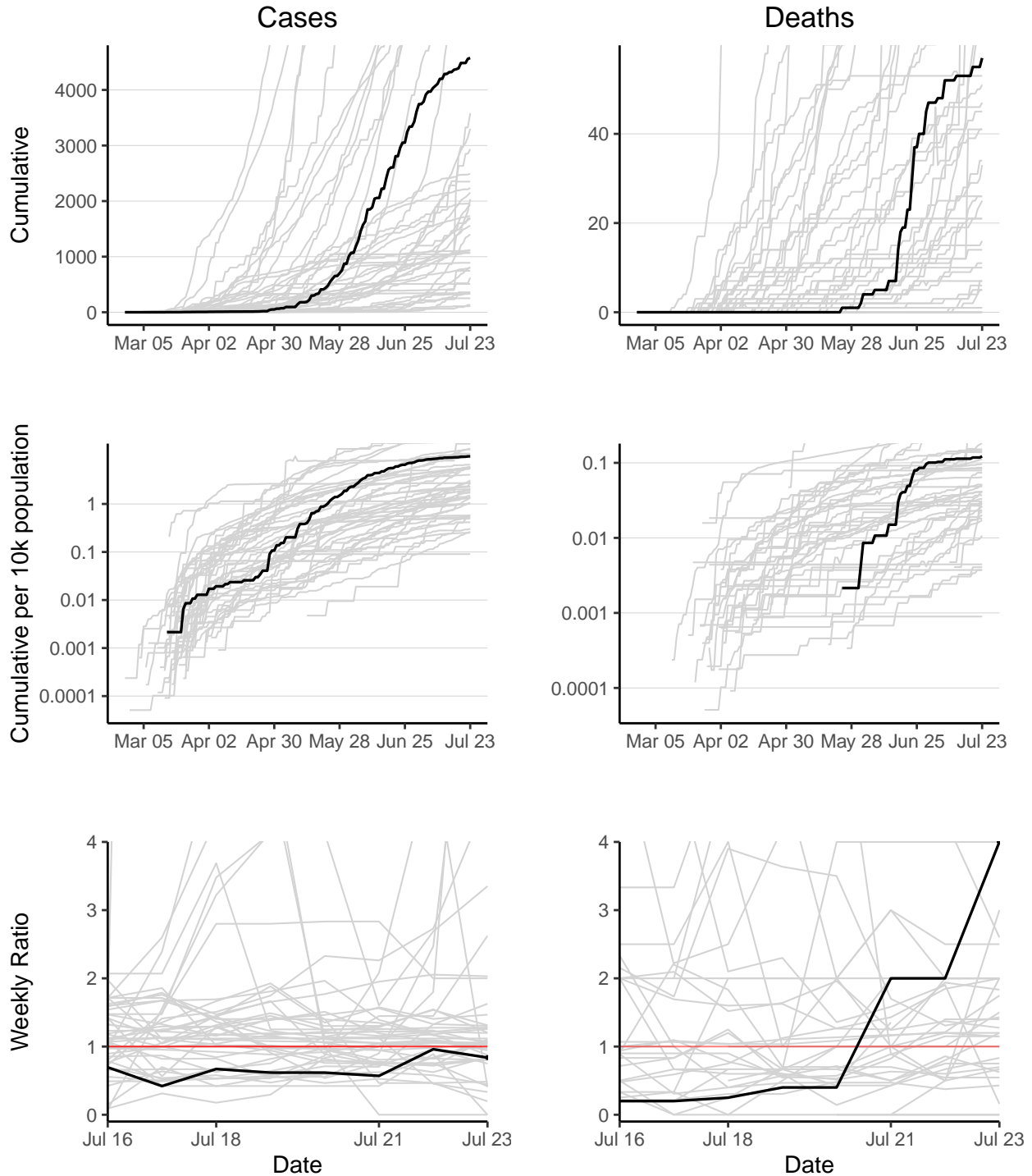
Cabo Verde has 2154 reported case(s) (22nd in the region) and 21 reported death(s) (32nd). Cumulative counts per 10,000 population of reported cases and deaths are 40 (2nd) and 0.39 (3rd) respectively. The weekly ratio of reported cases over the last 2 weeks is 1.1 (22nd). The weekly ratio of reported deaths over the last 2 weeks is 2 (23rd).

Cameroon



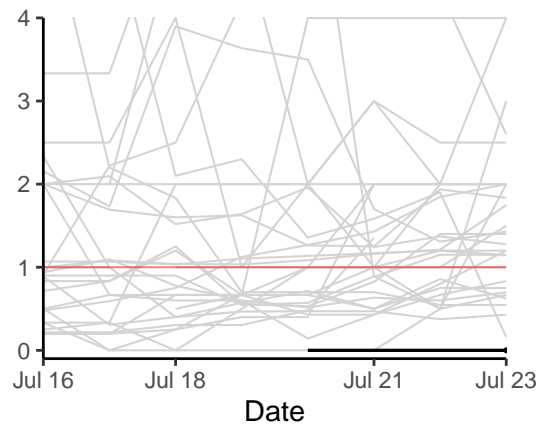
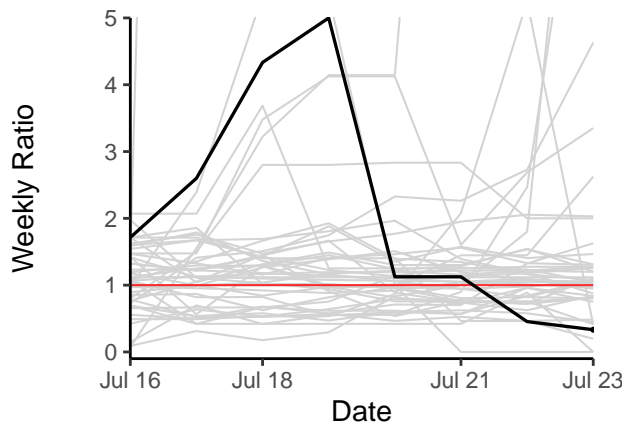
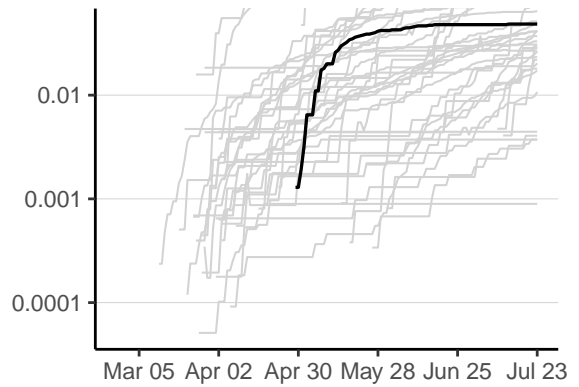
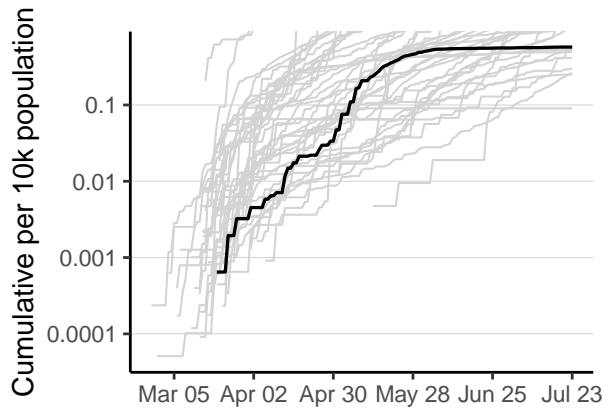
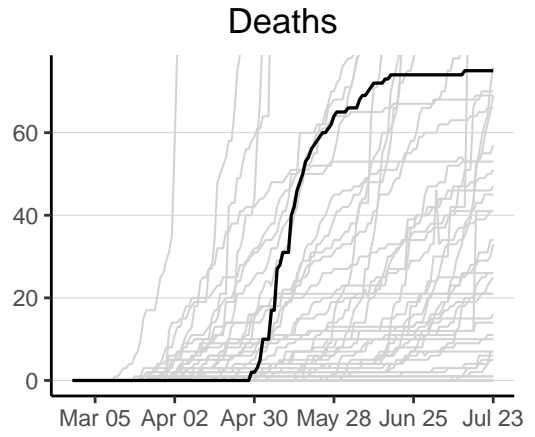
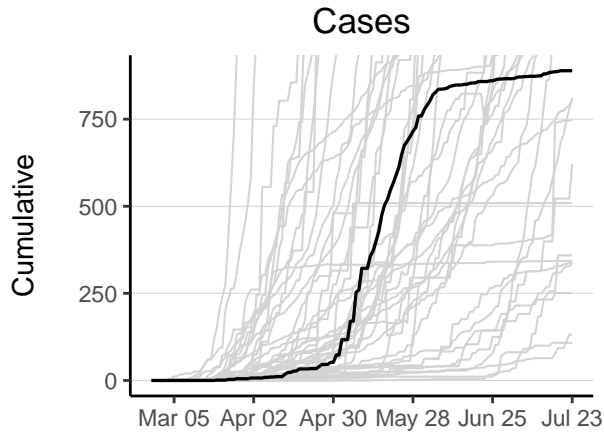
Cameroon has 16522 reported case(s) (5th in the region) and 382 reported death(s) (4th). Cumulative counts per 10,000 population of reported cases and deaths are 6.6 (12th) and 0.15 (9th) respectively. The weekly ratio of reported cases over the last 2 weeks is 0.41 (41st). The weekly ratio of reported deaths over the last 2 weeks is 1.3 (17th).

Central African Republic



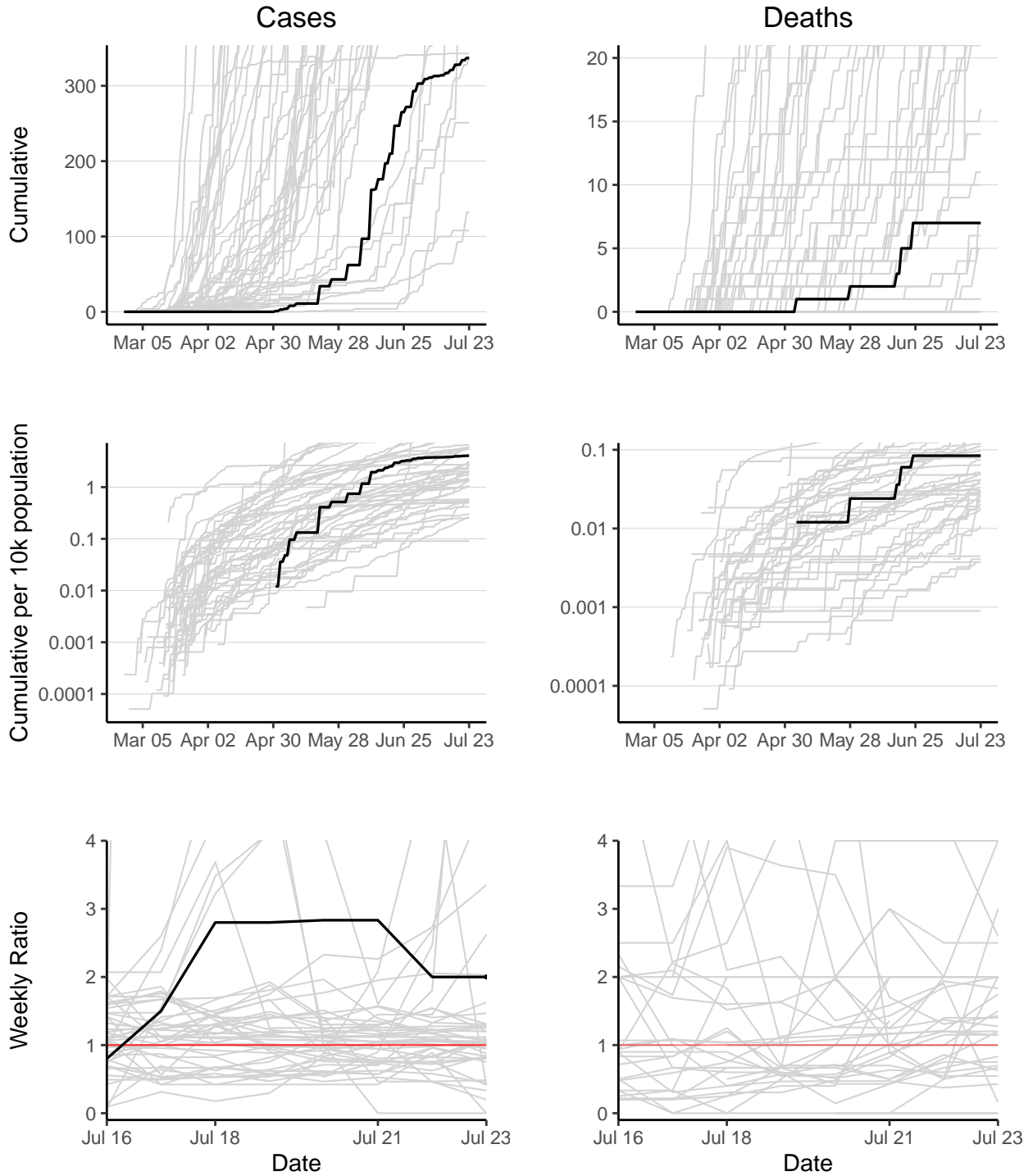
Central African Republic has 4574 reported case(s) (15th in the region) and 57 reported death(s) (20th). Cumulative counts per 10,000 population of reported cases and deaths are 9.8 (11th) and 0.12 (12th) respectively. The weekly ratio of reported cases over the last 2 weeks is 0.84 (33rd). The weekly ratio of reported deaths over the last 2 weeks is 4 (32nd).

Chad



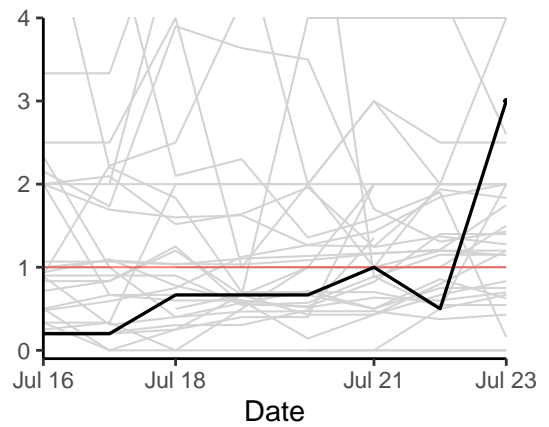
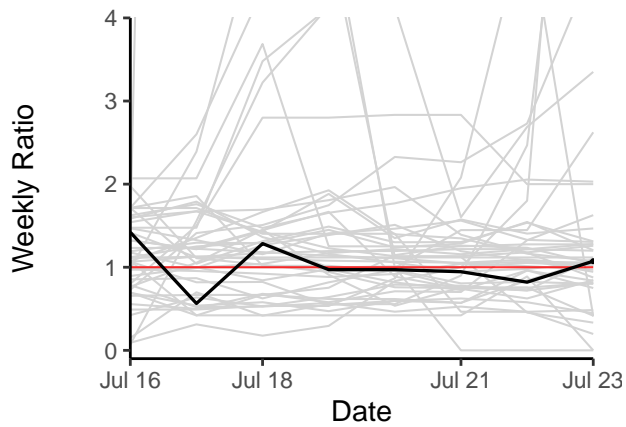
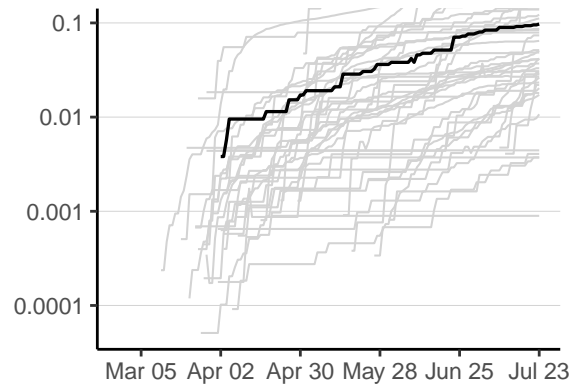
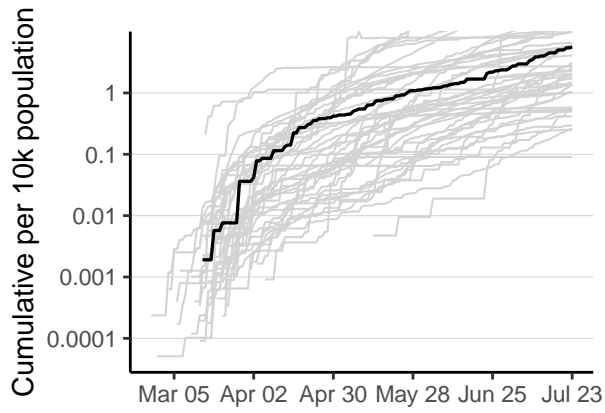
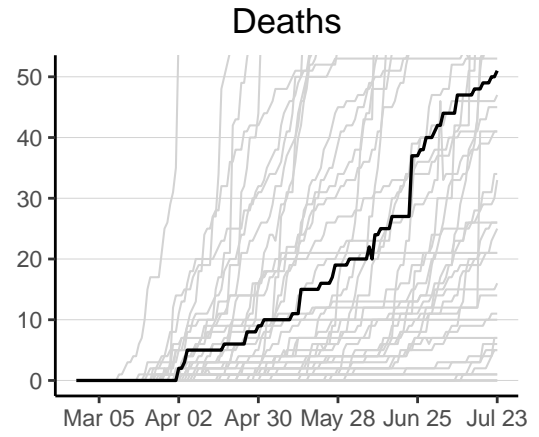
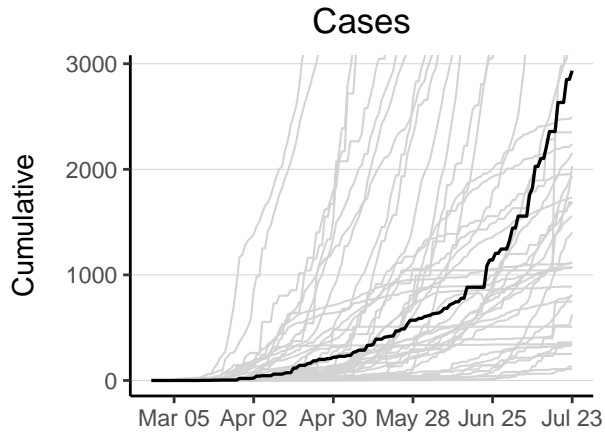
Chad has 889 reported case(s) (35th in the region) and 75 reported death(s) (15th). Cumulative counts per 10,000 population of reported cases and deaths are 0.57 (39th) and 0.048 (22nd) respectively. The weekly ratio of reported cases over the last 2 weeks is 0.33 (42nd). The weekly ratio of reported deaths over the last 2 weeks is 0 (1st).

Comoros



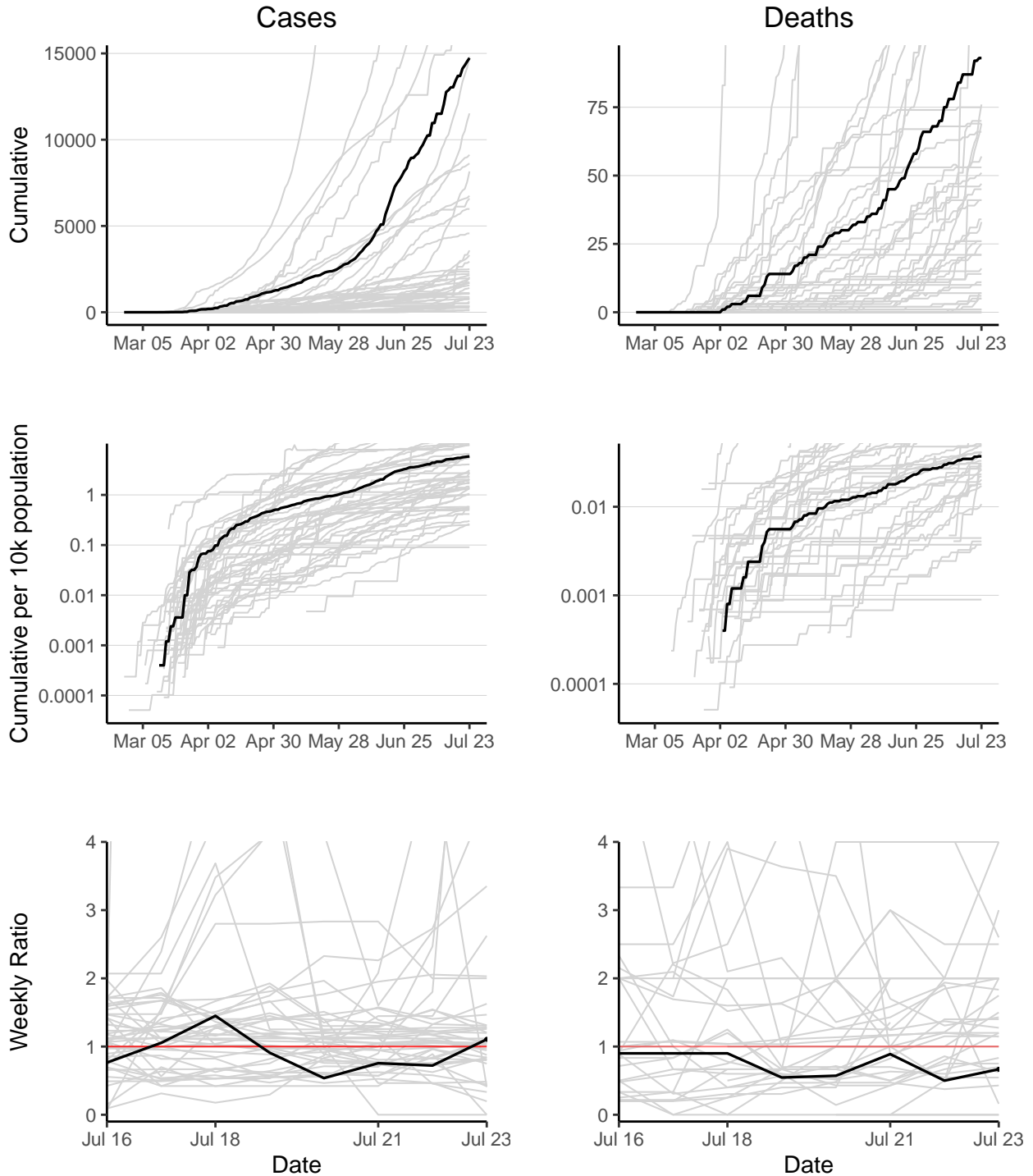
Comoros has 337 reported case(s) (44th in the region) and 7 reported death(s) (38th). Cumulative counts per 10,000 population of reported cases and deaths are 4 (19th) and 0.084 (16th) respectively. The weekly ratio of reported cases over the last 2 weeks is 2 (9th). The weekly ratio of reported deaths cannot be calculated as no new deaths have been reported in one of the last 2 weeks.

Congo



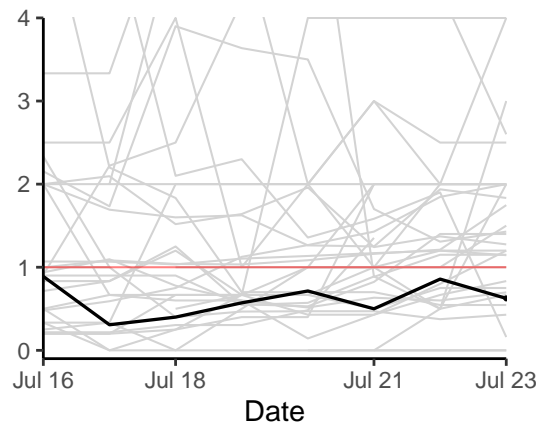
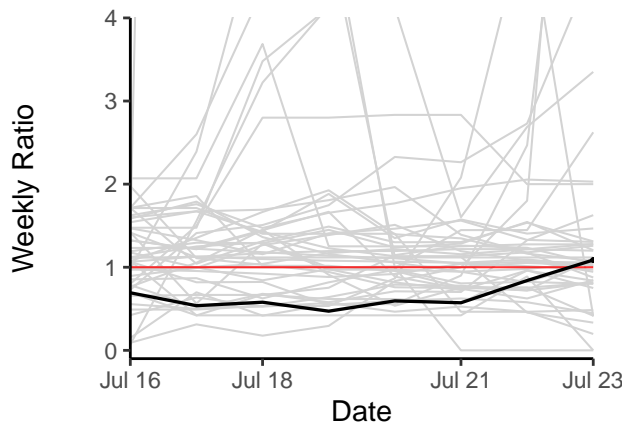
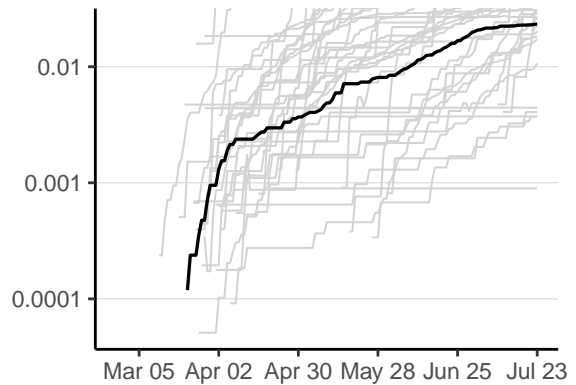
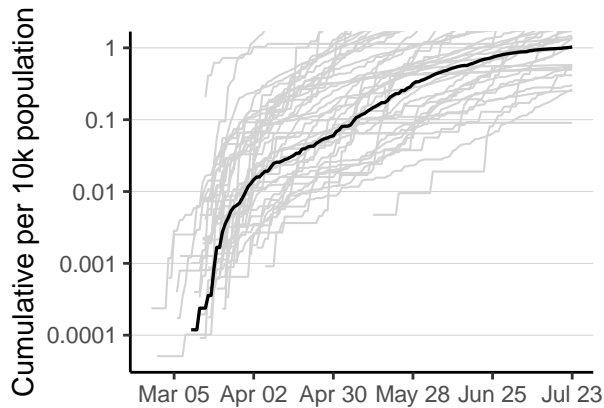
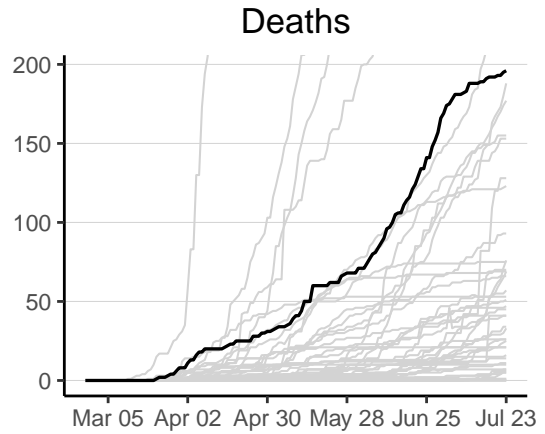
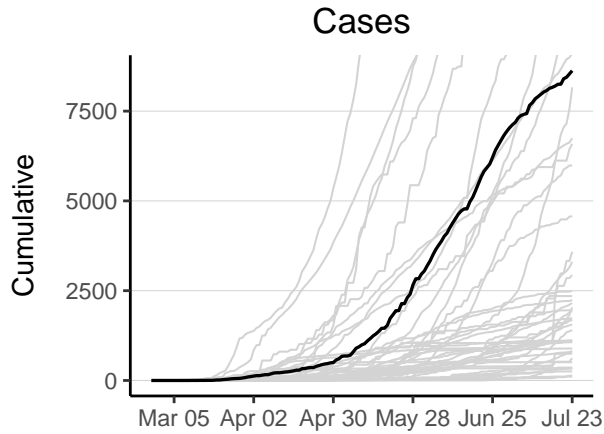
Congo has 2934 reported case(s) (18th in the region) and 51 reported death(s) (22nd). Cumulative counts per 10,000 population of reported cases and deaths are 5.6 (17th) and 0.097 (14th) respectively. The weekly ratio of reported cases over the last 2 weeks is 1.1 (23rd). The weekly ratio of reported deaths over the last 2 weeks is 3 (31st).

Cote d'Ivoire



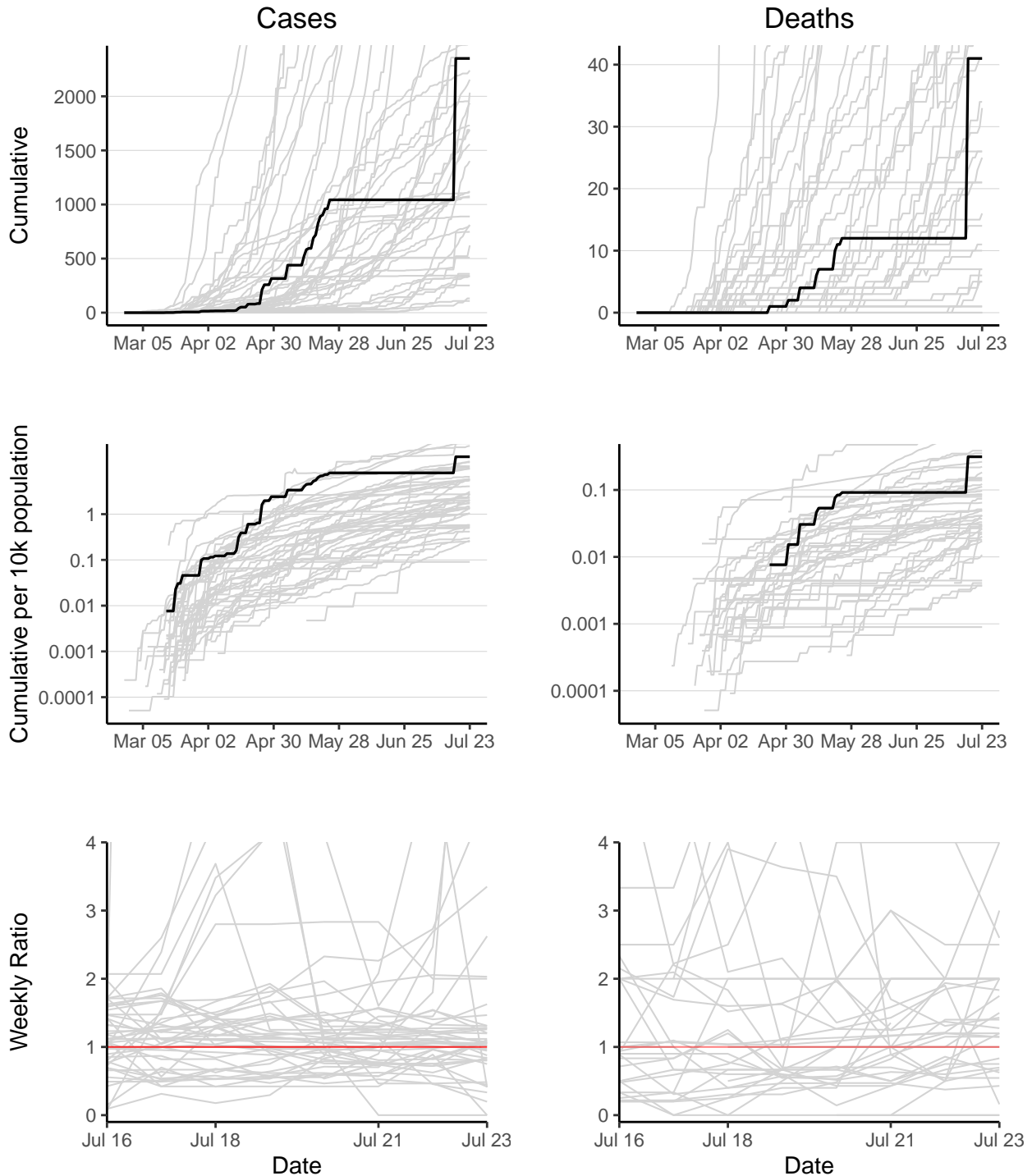
Cote d'Ivoire has 14733 reported case(s) (7th in the region) and 93 reported death(s) (13th). Cumulative counts per 10,000 population of reported cases and deaths are 5.9 (14th) and 0.037 (26th) respectively. The weekly ratio of reported cases over the last 2 weeks is 1.1 (20th). The weekly ratio of reported deaths over the last 2 weeks is 0.67 (7th).

Democratic Republic of the Congo



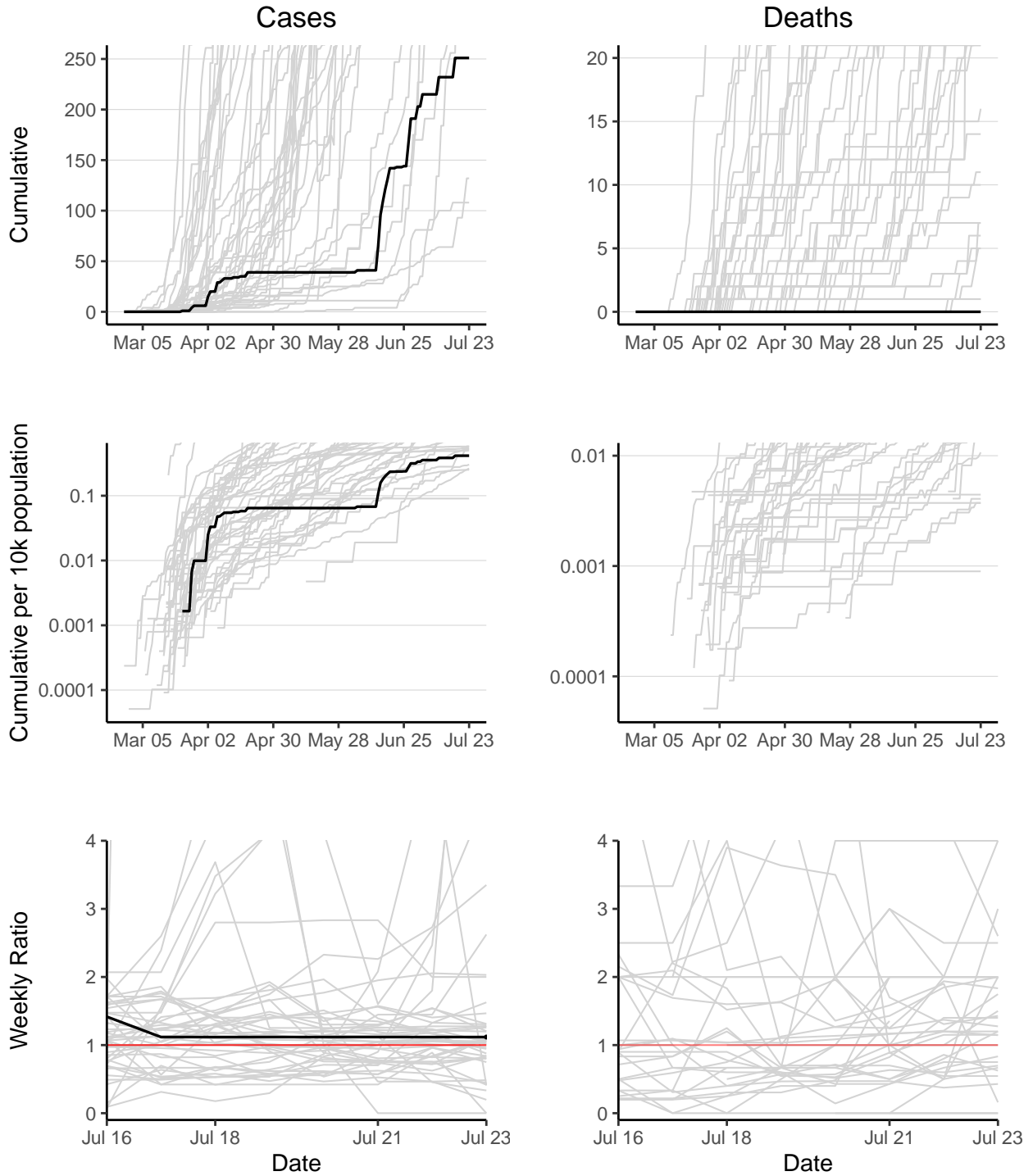
Democratic Republic of the Congo has 8625 reported case(s) (10th in the region) and 196 reported death(s) (6th). Cumulative counts per 10,000 population of reported cases and deaths are 1 (36th) and 0.023 (34th) respectively. The weekly ratio of reported cases over the last 2 weeks is 1.1 (21st). The weekly ratio of reported deaths over the last 2 weeks is 0.62 (6th).

Equatorial Guinea



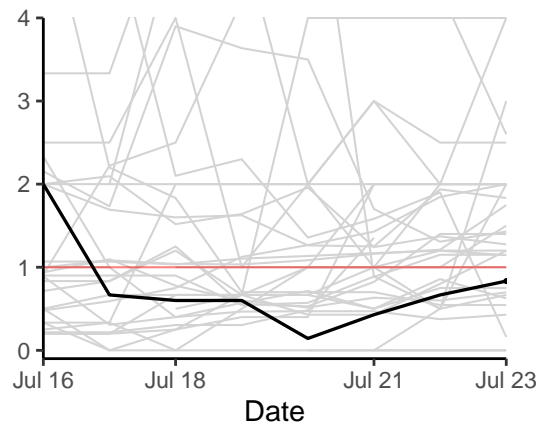
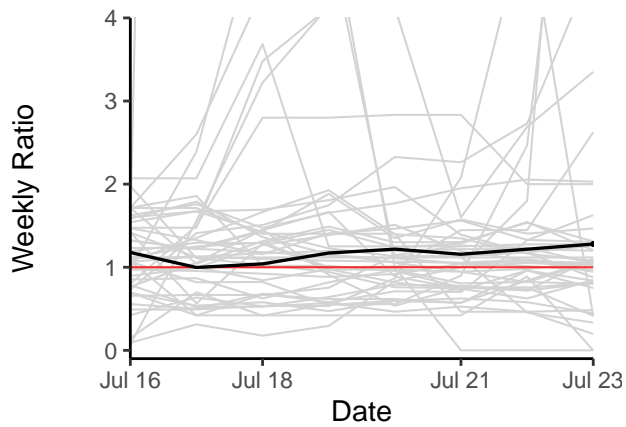
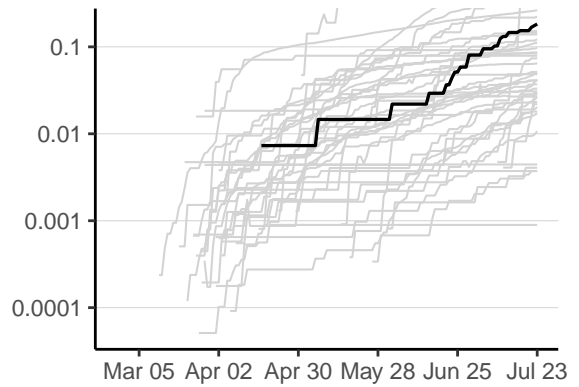
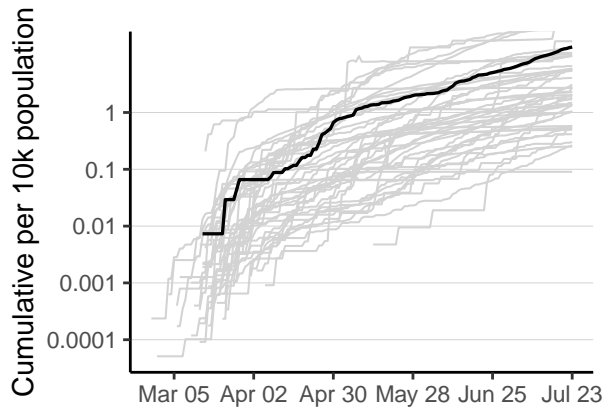
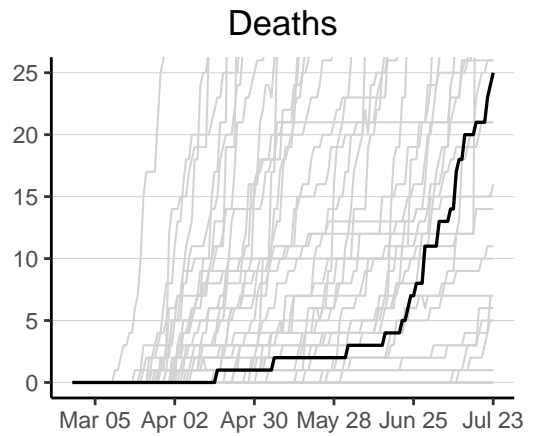
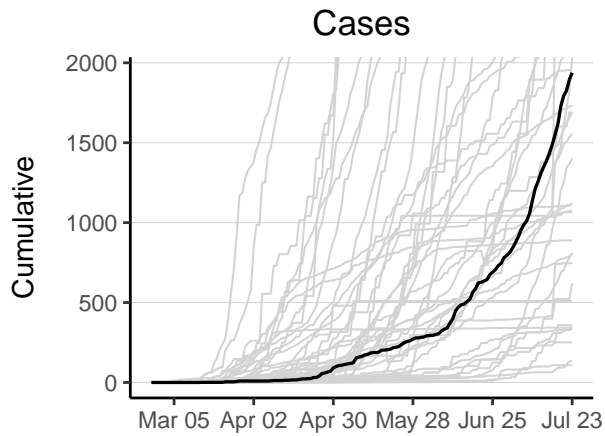
Equatorial Guinea has 2350 reported case(s) (20th in the region) and 41 reported death(s) (25th). Cumulative counts per 10,000 population of reported cases and deaths are 18 (5th) and 0.31 (5th) respectively. The weekly ratio of reported cases cannot be calculated as no new cases have been reported in 1 of the last 2 weeks. The weekly ratio of reported deaths cannot be calculated as no new deaths have been reported in 1 of the last 2 weeks.

Eritrea



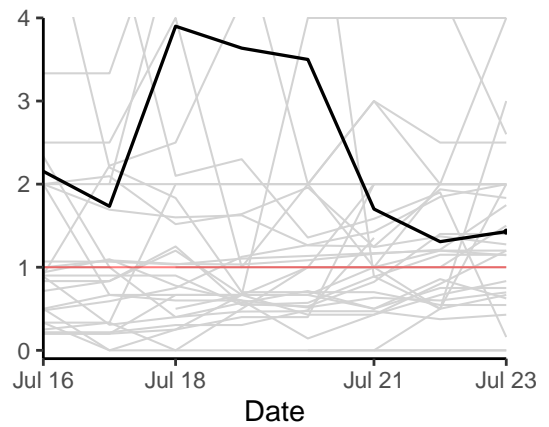
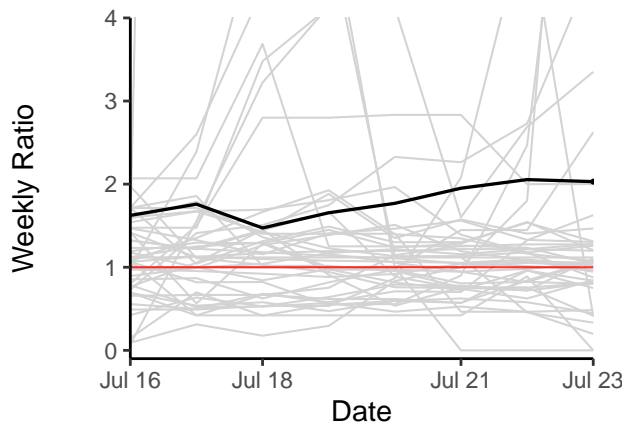
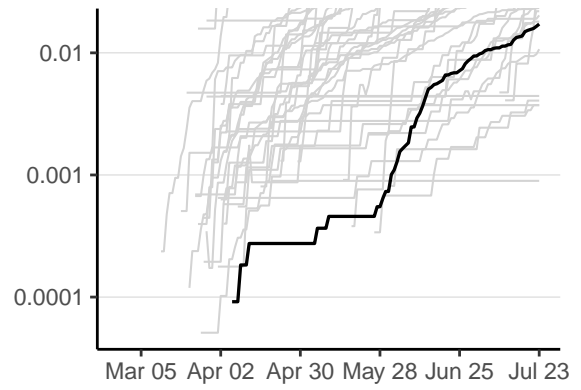
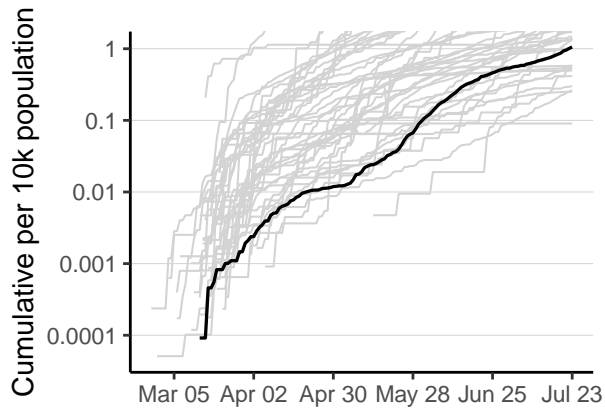
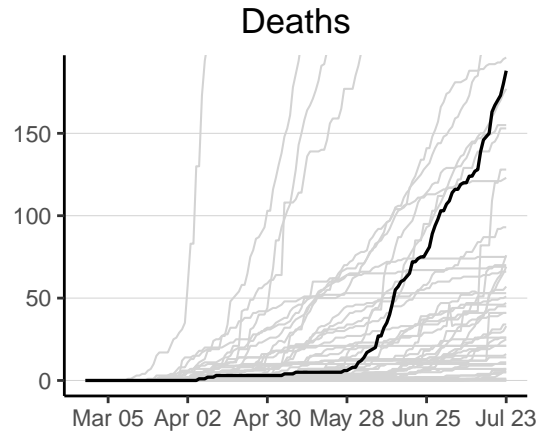
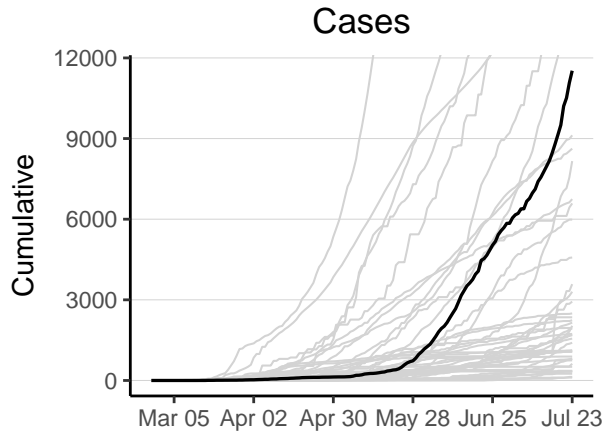
Eritrea has 251 reported case(s) (45th in the region) and 0 reported death(s) (45th). Cumulative counts per 10,000 population of reported cases and deaths are 0.41 (43rd) and 0 (45th) respectively. The weekly ratio of reported cases over the last 2 weeks is 1.1 (19th). The weekly ratio of reported deaths cannot be calculated as no new deaths have been reported in one of the last 2 weeks.

Eswatini



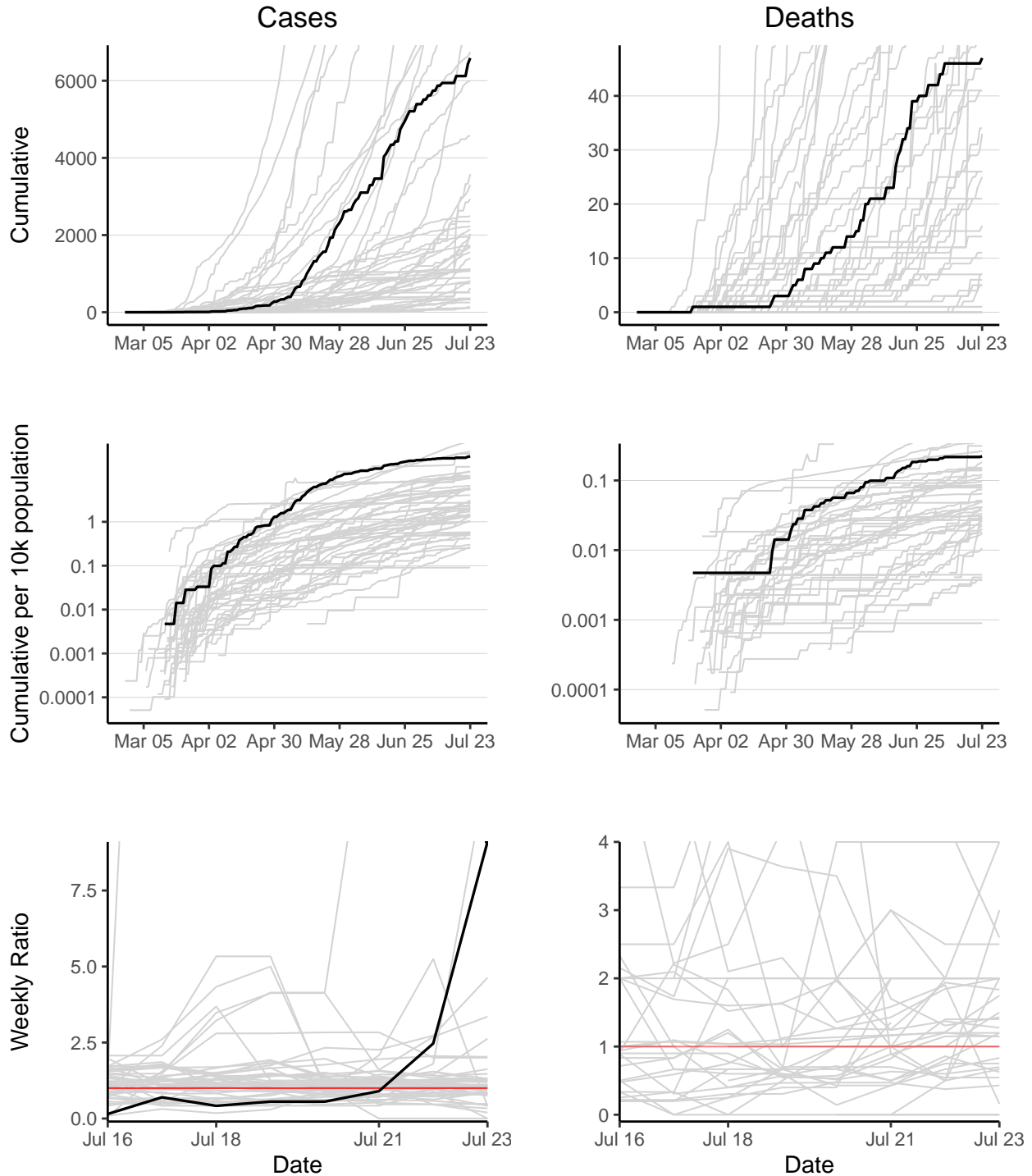
Eswatini has 1938 reported case(s) (25th in the region) and 25 reported death(s) (31st). Cumulative counts per 10,000 population of reported cases and deaths are 14 (6th) and 0.18 (8th) respectively. The weekly ratio of reported cases over the last 2 weeks is 1.3 (14th). The weekly ratio of reported deaths over the last 2 weeks is 0.83 (10th).

Ethiopia



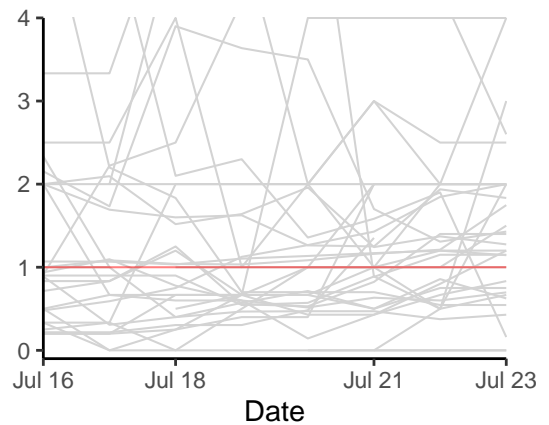
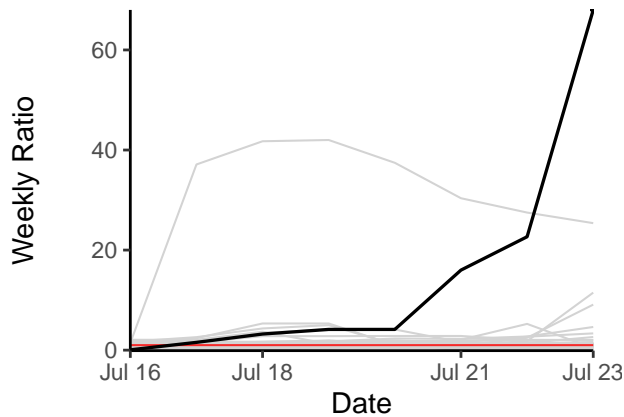
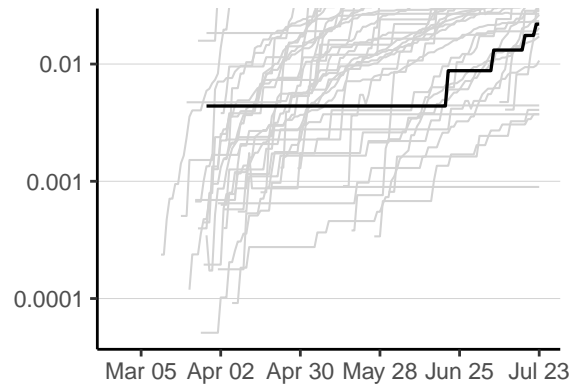
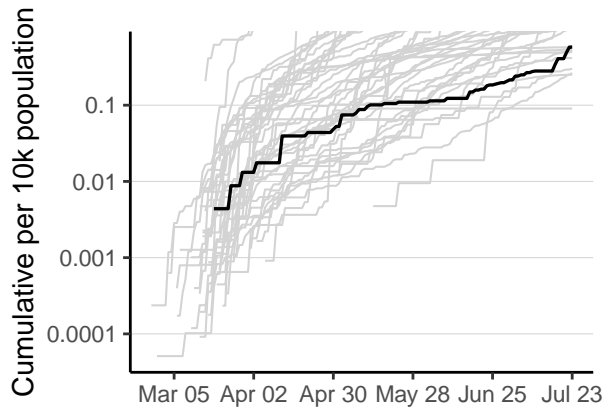
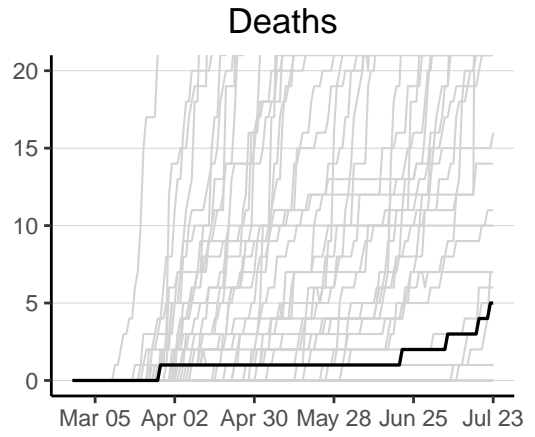
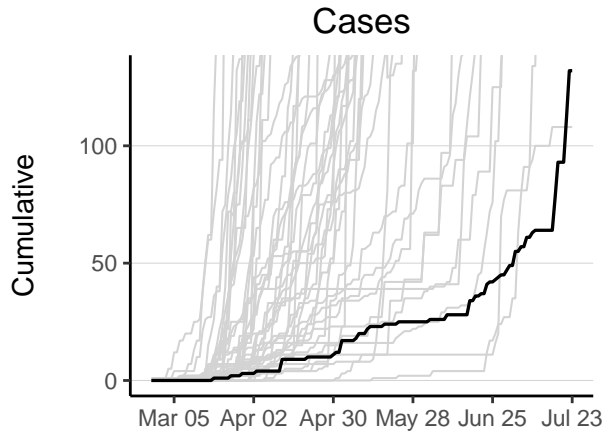
Ethiopia has 11524 reported case(s) (8th in the region) and 188 reported death(s) (7th). Cumulative counts per 10,000 population of reported cases and deaths are 1.1 (35th) and 0.017 (38th) respectively. The weekly ratio of reported cases over the last 2 weeks is 2 (8th). The weekly ratio of reported deaths over the last 2 weeks is 1.4 (19th).

Gabon



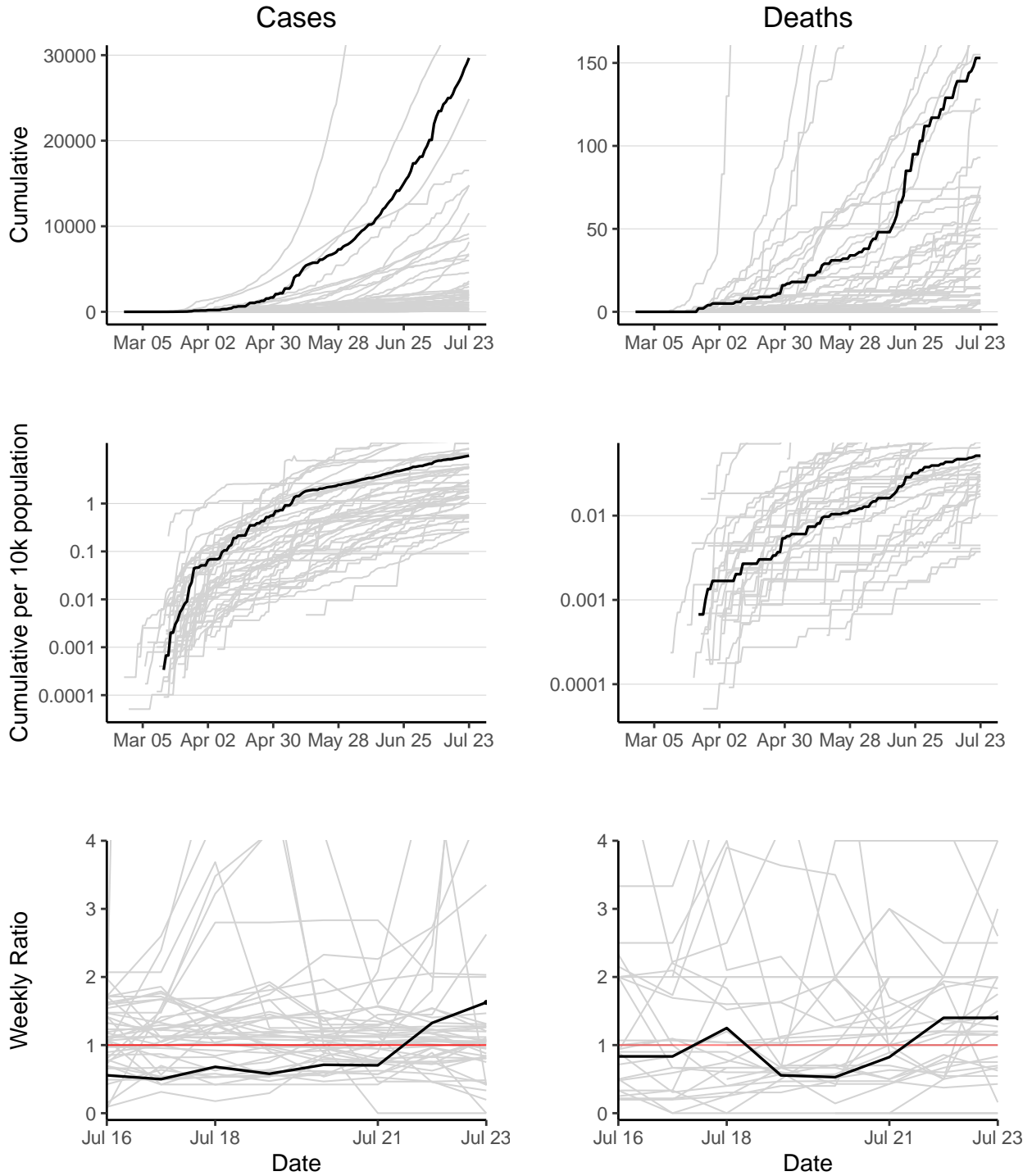
Gabon has 6588 reported case(s) (13th in the region) and 47 reported death(s) (23rd). Cumulative counts per 10,000 population of reported cases and deaths are 31 (4th) and 0.22 (7th) respectively. The weekly ratio of reported cases over the last 2 weeks is 9.1 (4th). The weekly ratio of reported deaths cannot be calculated as no new deaths have been reported in one of the last 2 weeks.

Gambia



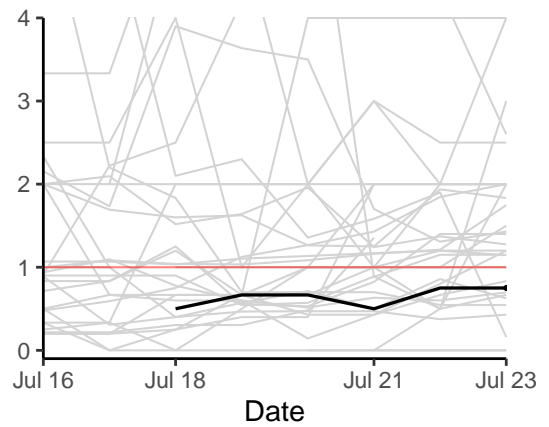
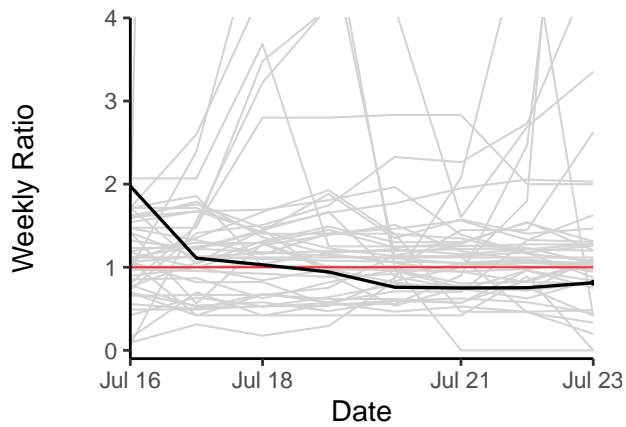
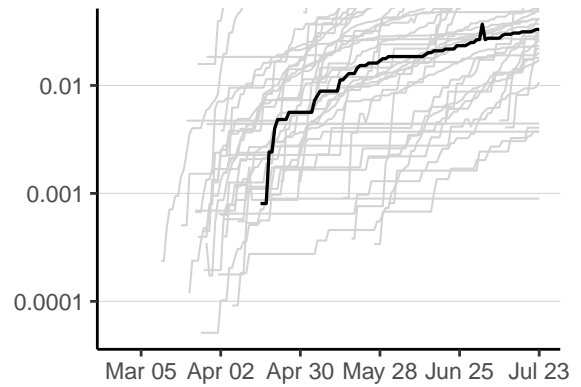
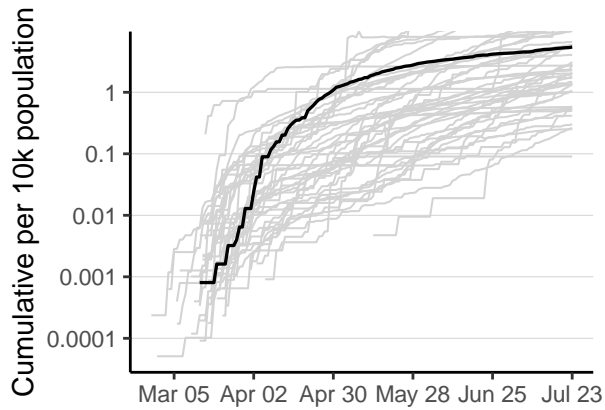
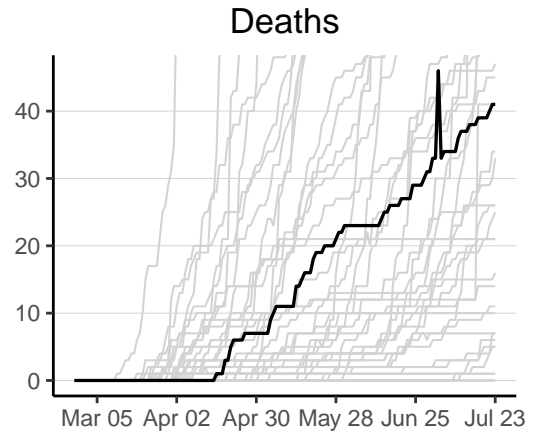
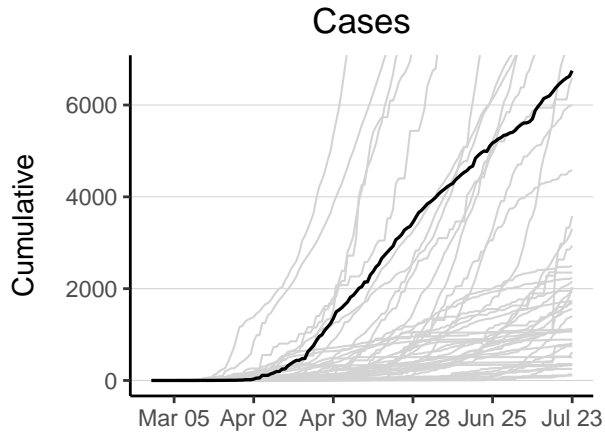
Gambia has 132 reported case(s) (46th in the region) and 5 reported death(s) (41st). Cumulative counts per 10,000 population of reported cases and deaths are 0.58 (38th) and 0.022 (35th) respectively. The weekly ratio of reported cases over the last 2 weeks is 68 (1st). The weekly ratio of reported deaths cannot be calculated as no new deaths have been reported in one of the last 2 weeks.

Ghana



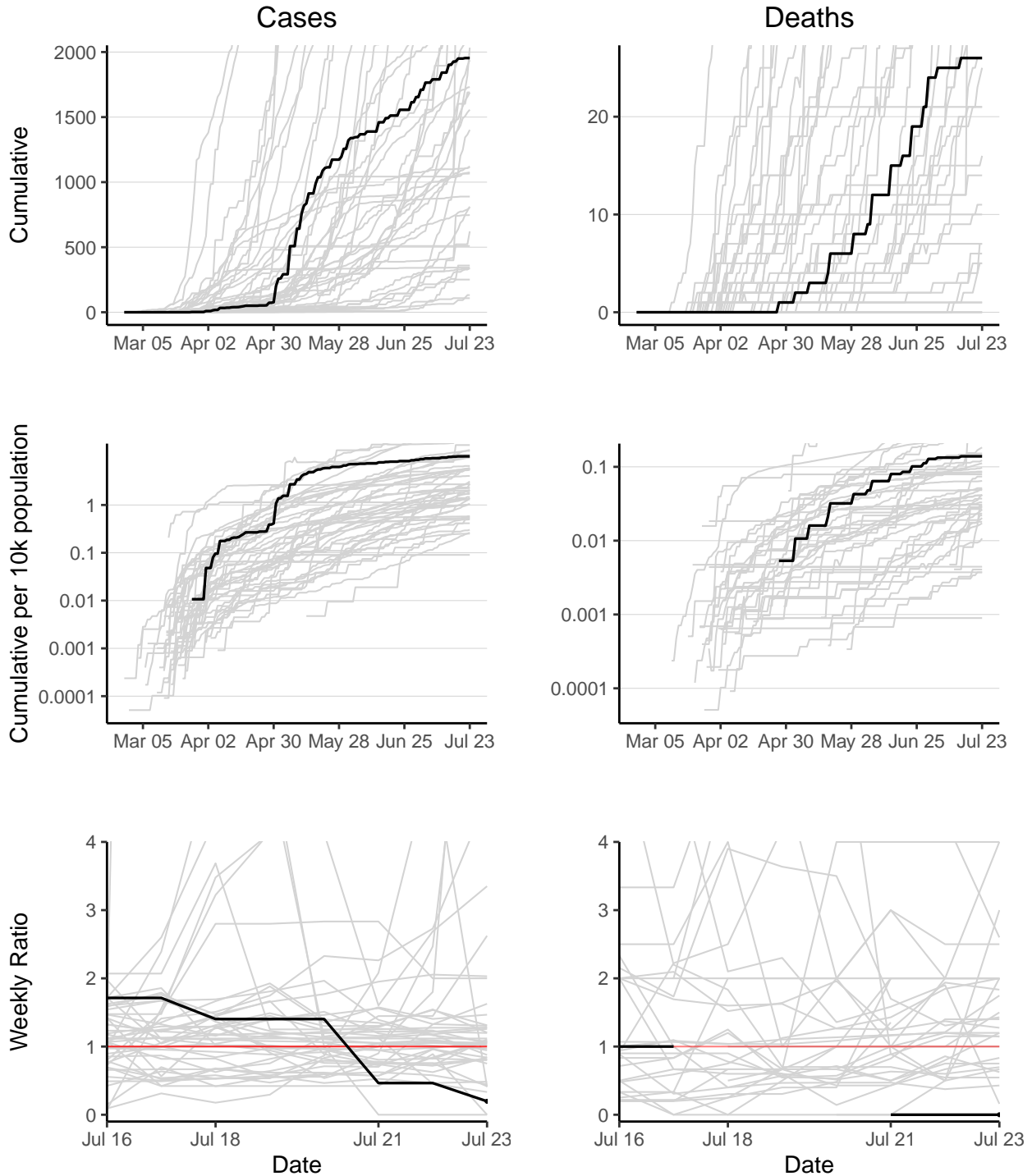
Ghana has 29672 reported case(s) (3rd in the region) and 153 reported death(s) (10th). Cumulative counts per 10,000 population of reported cases and deaths are 10 (10th) and 0.051 (20th) respectively. The weekly ratio of reported cases over the last 2 weeks is 1.6 (10th). The weekly ratio of reported deaths over the last 2 weeks is 1.4 (18th).

Guinea



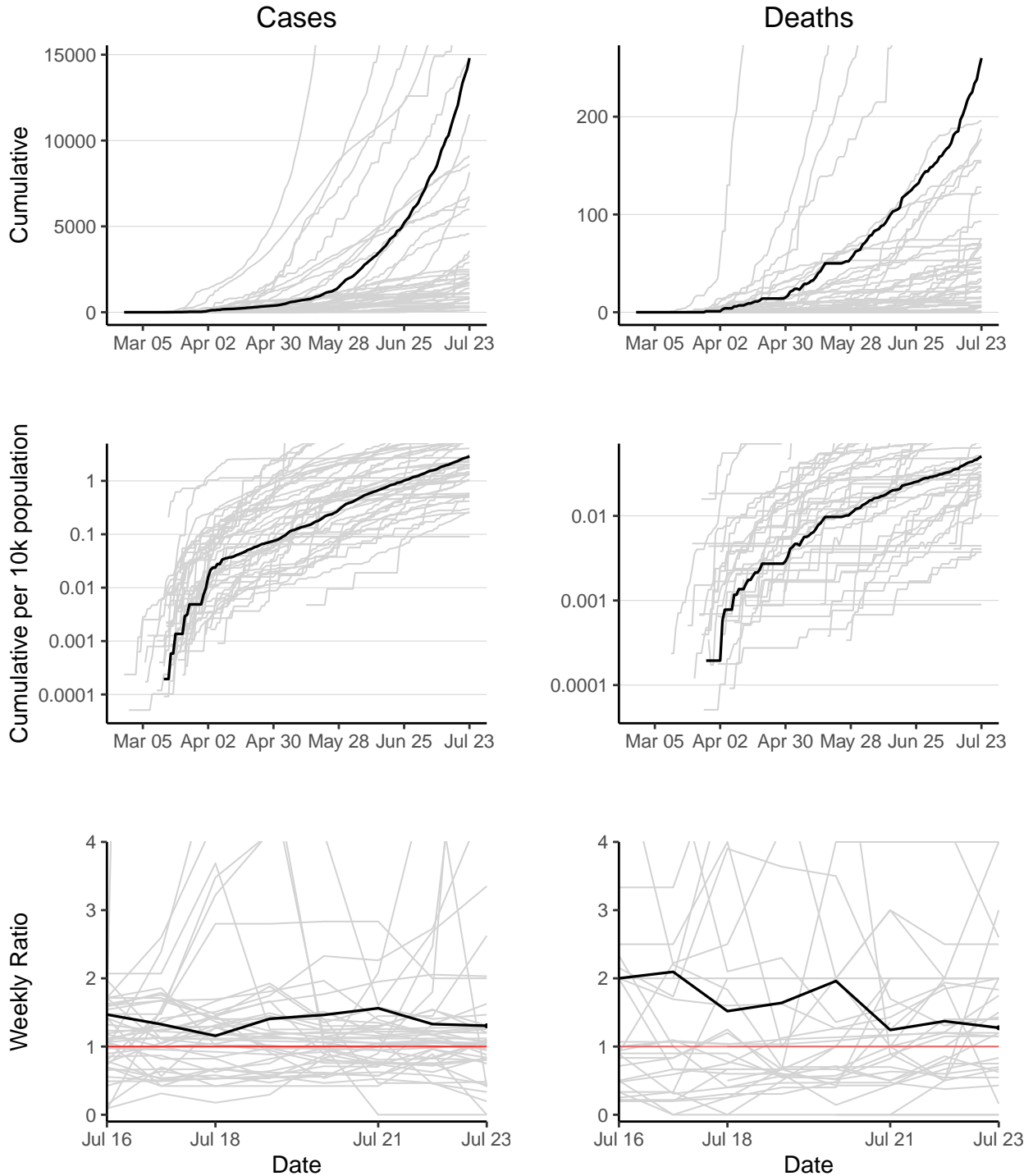
Guinea has 6747 reported case(s) (12th in the region) and 41 reported death(s) (26th). Cumulative counts per 10,000 population of reported cases and deaths are 5.4 (18th) and 0.033 (27th) respectively. The weekly ratio of reported cases over the last 2 weeks is 0.81 (34th). The weekly ratio of reported deaths over the last 2 weeks is 0.75 (9th).

Guinea-Bissau



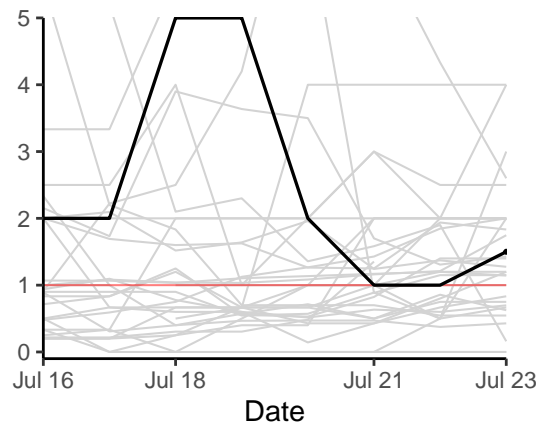
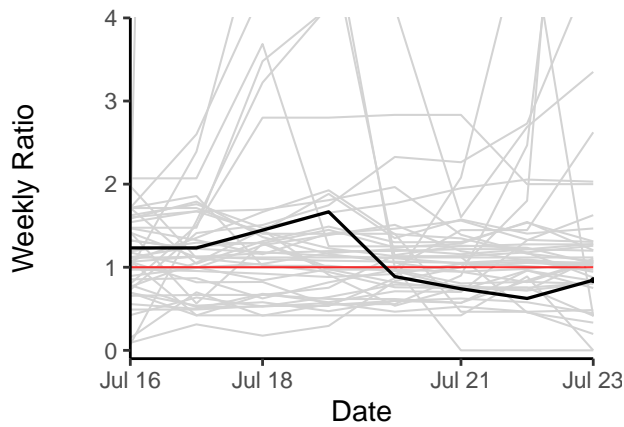
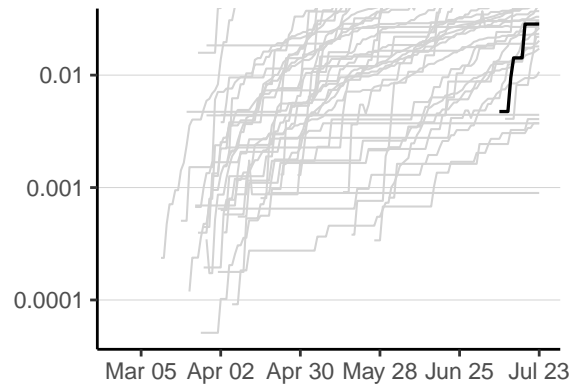
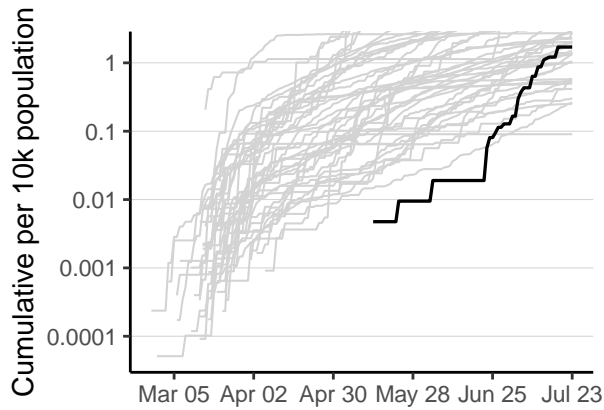
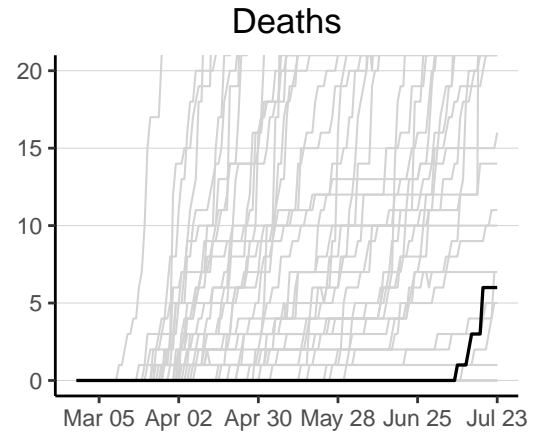
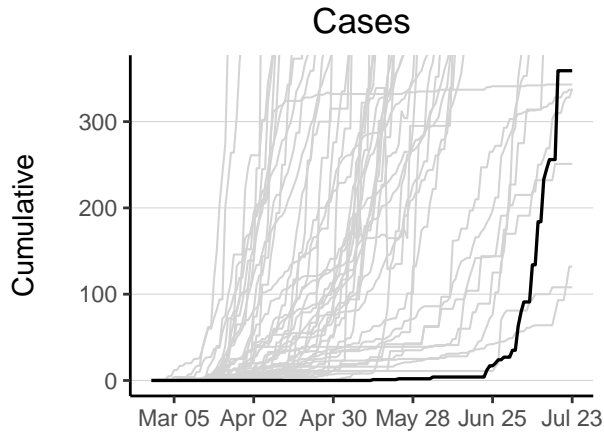
Guinea-Bissau has 1954 reported case(s) (24th in the region) and 26 reported death(s) (29th). Cumulative counts per 10,000 population of reported cases and deaths are 10 (9th) and 0.14 (11th) respectively. The weekly ratio of reported cases over the last 2 weeks is 0.2 (43rd). The weekly ratio of reported deaths over the last 2 weeks is 0 (2nd).

Kenya



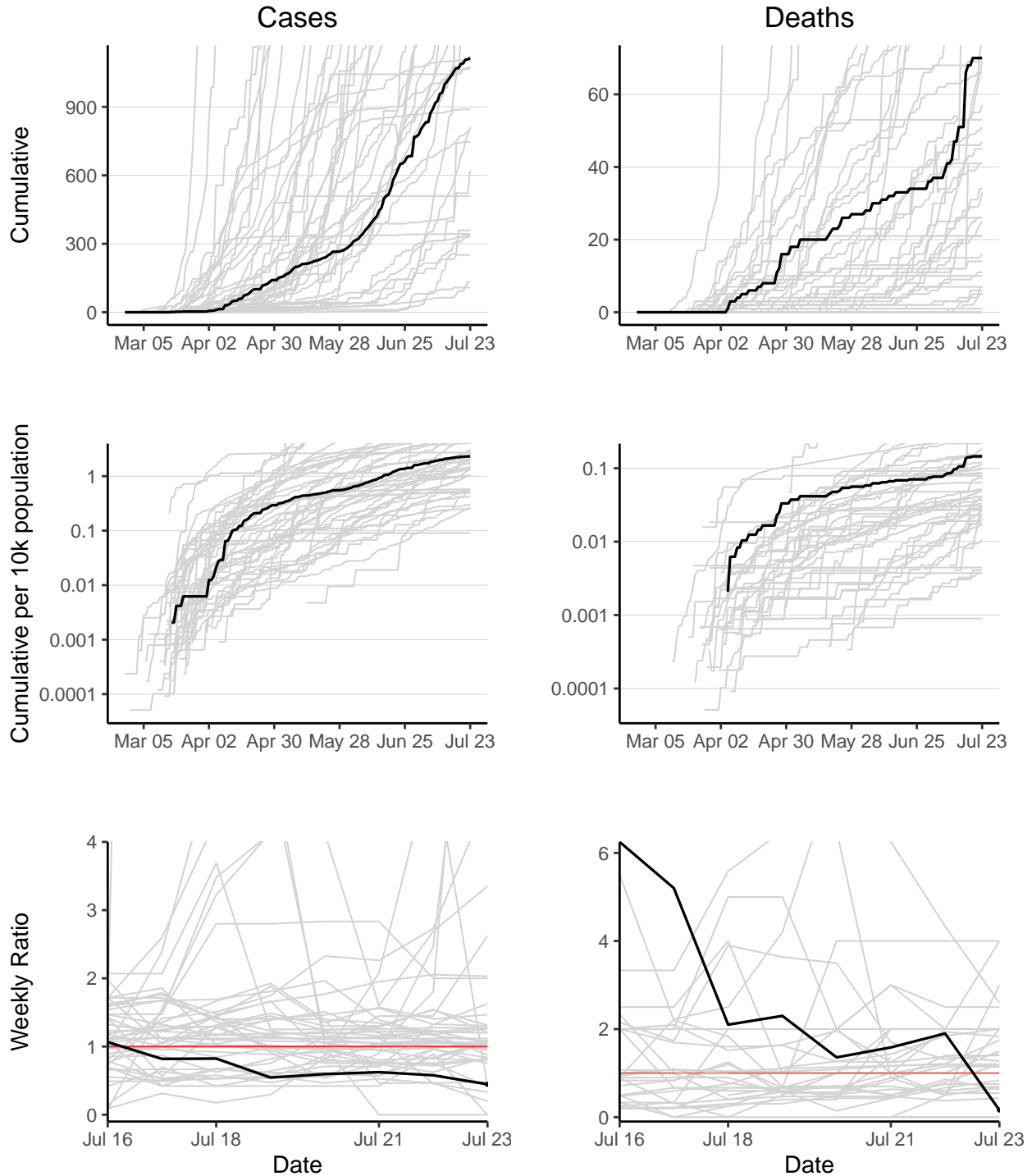
Kenya has 14805 reported case(s) (6th in the region) and 260 reported death(s) (5th). Cumulative counts per 10,000 population of reported cases and deaths are 2.9 (21st) and 0.051 (21st) respectively. The weekly ratio of reported cases over the last 2 weeks is 1.3 (13th). The weekly ratio of reported deaths over the last 2 weeks is 1.3 (16th).

Lesotho



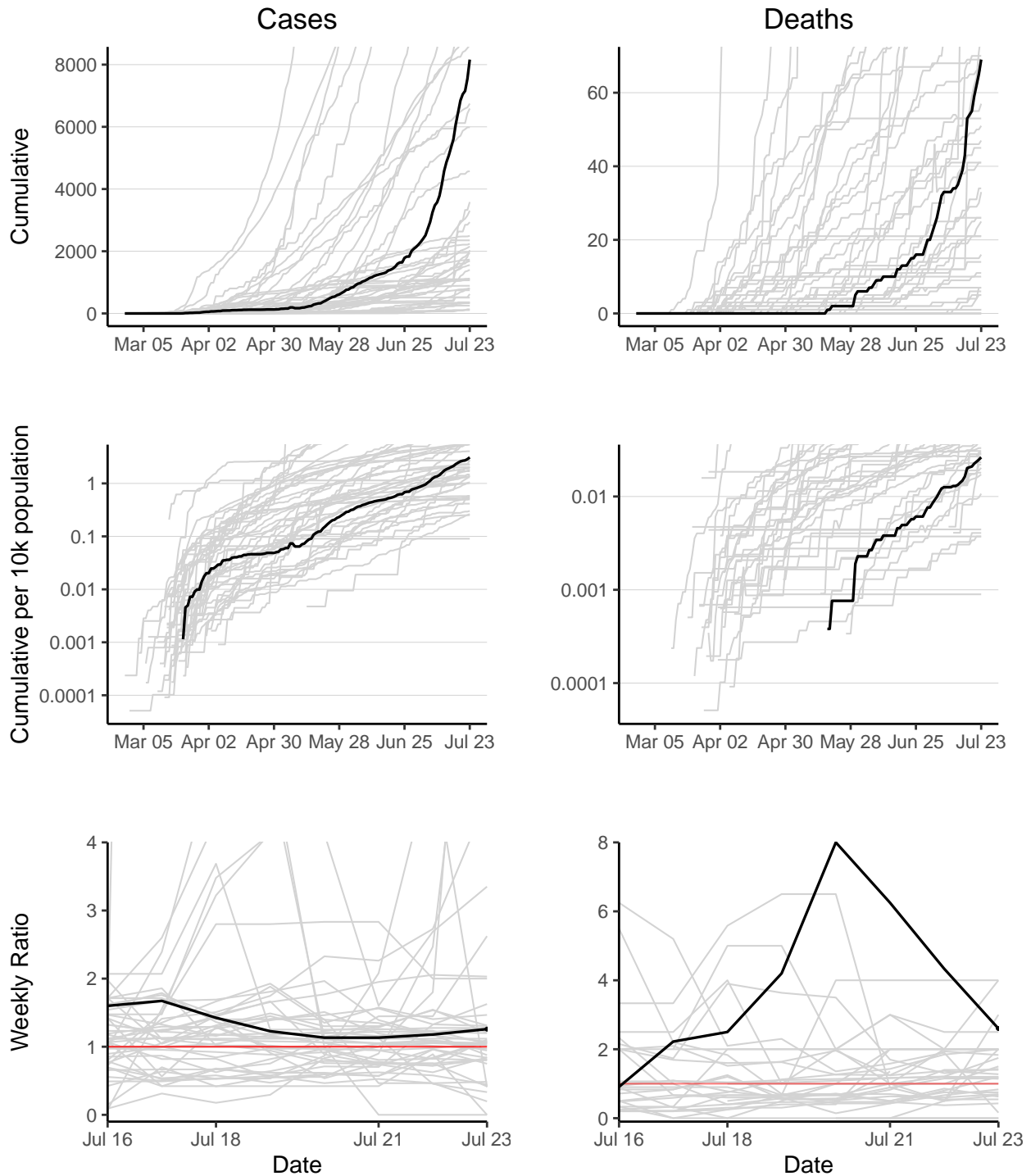
Lesotho has 359 reported case(s) (41st in the region) and 6 reported death(s) (40th). Cumulative counts per 10,000 population of reported cases and deaths are 1.7 (30th) and 0.028 (31st) respectively. The weekly ratio of reported cases over the last 2 weeks is 0.84 (32nd). The weekly ratio of reported deaths over the last 2 weeks is 1.5 (20th).

Liberia



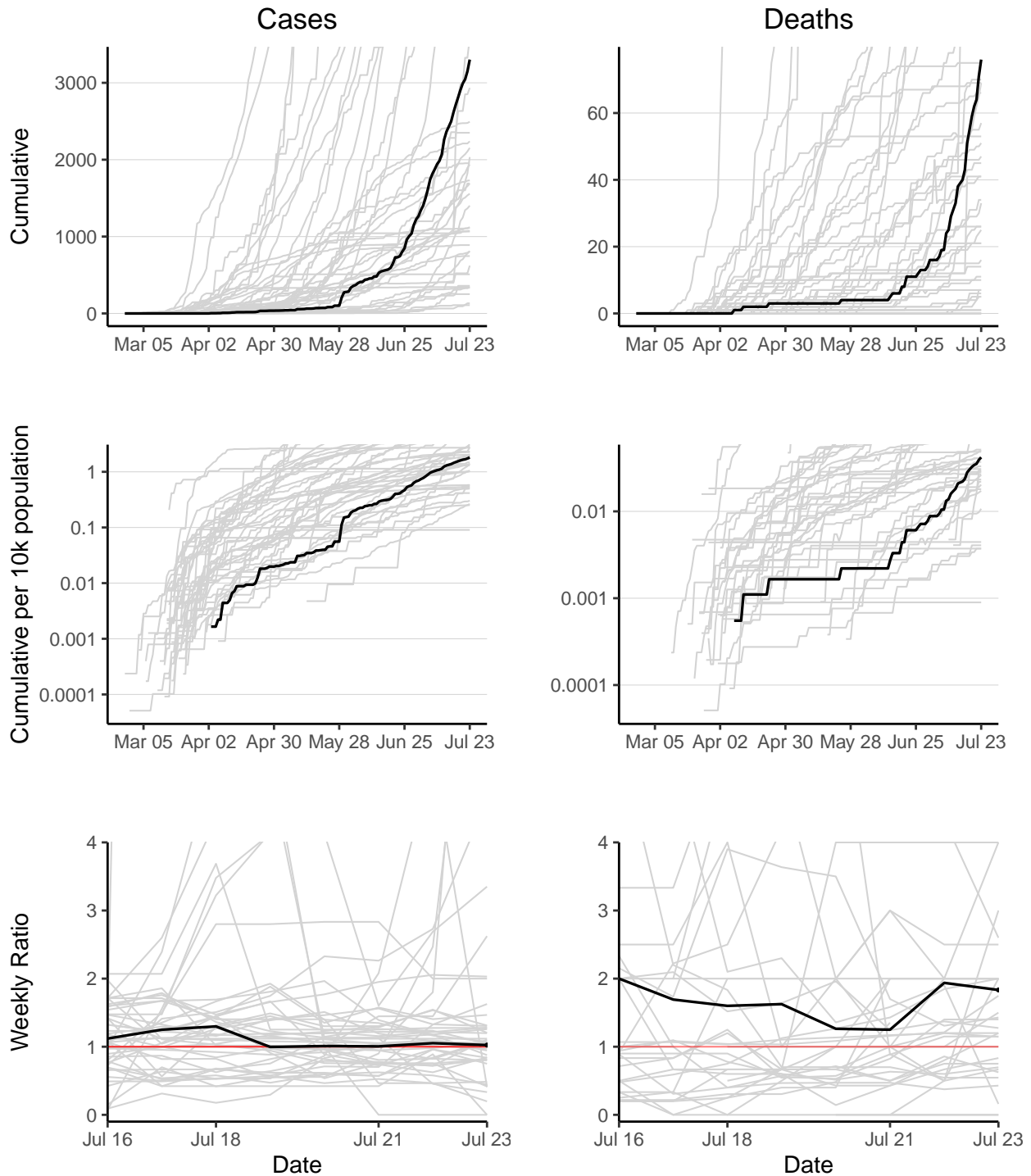
Liberia has 1114 reported case(s) (32nd in the region) and 70 reported death(s) (16th). Cumulative counts per 10,000 population of reported cases and deaths are 2.3 (24th) and 0.15 (10th) respectively. The weekly ratio of reported cases over the last 2 weeks is 0.45 (39th). The weekly ratio of reported deaths over the last 2 weeks is 0.16 (3rd).

Madagascar



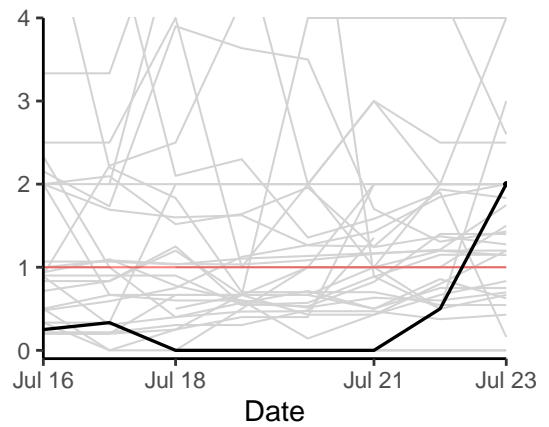
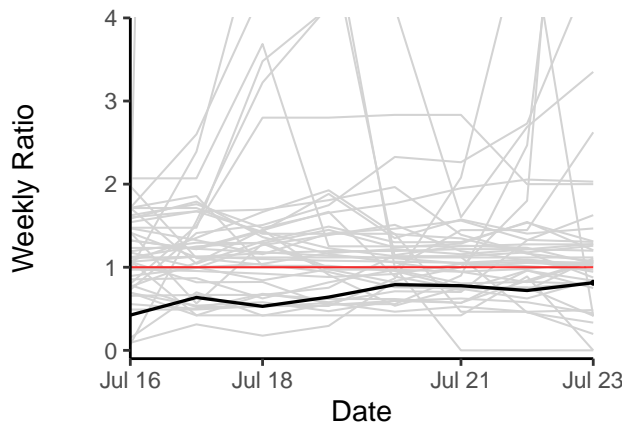
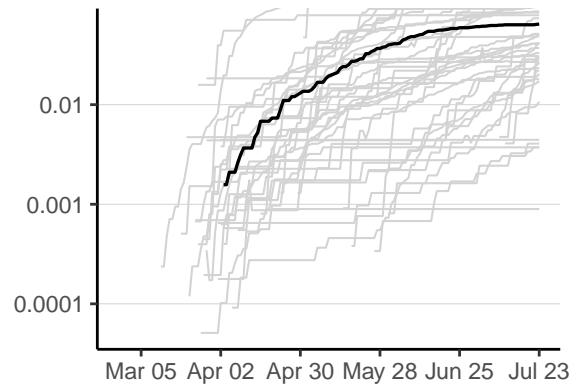
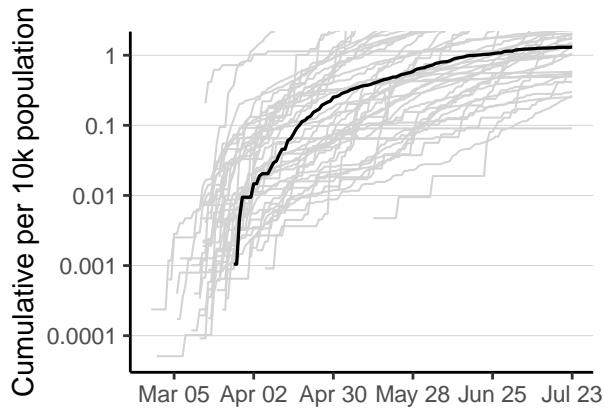
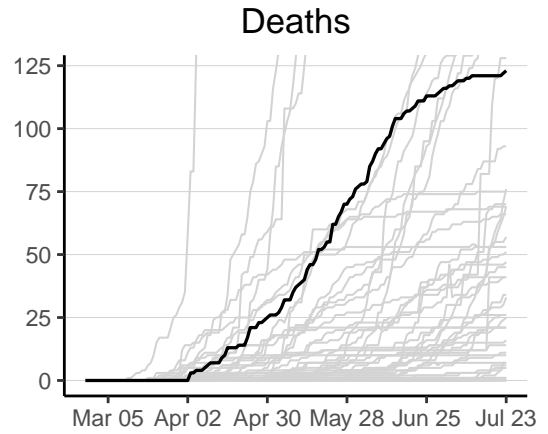
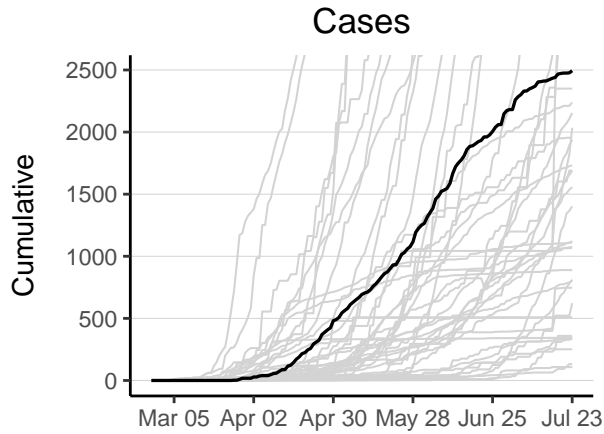
Madagascar has 8162 reported case(s) (11th in the region) and 69 reported death(s) (17th). Cumulative counts per 10,000 population of reported cases and deaths are 3.1 (20th) and 0.026 (33rd) respectively. The weekly ratio of reported cases over the last 2 weeks is 1.3 (16th). The weekly ratio of reported deaths over the last 2 weeks is 2.6 (30th).

Malawi



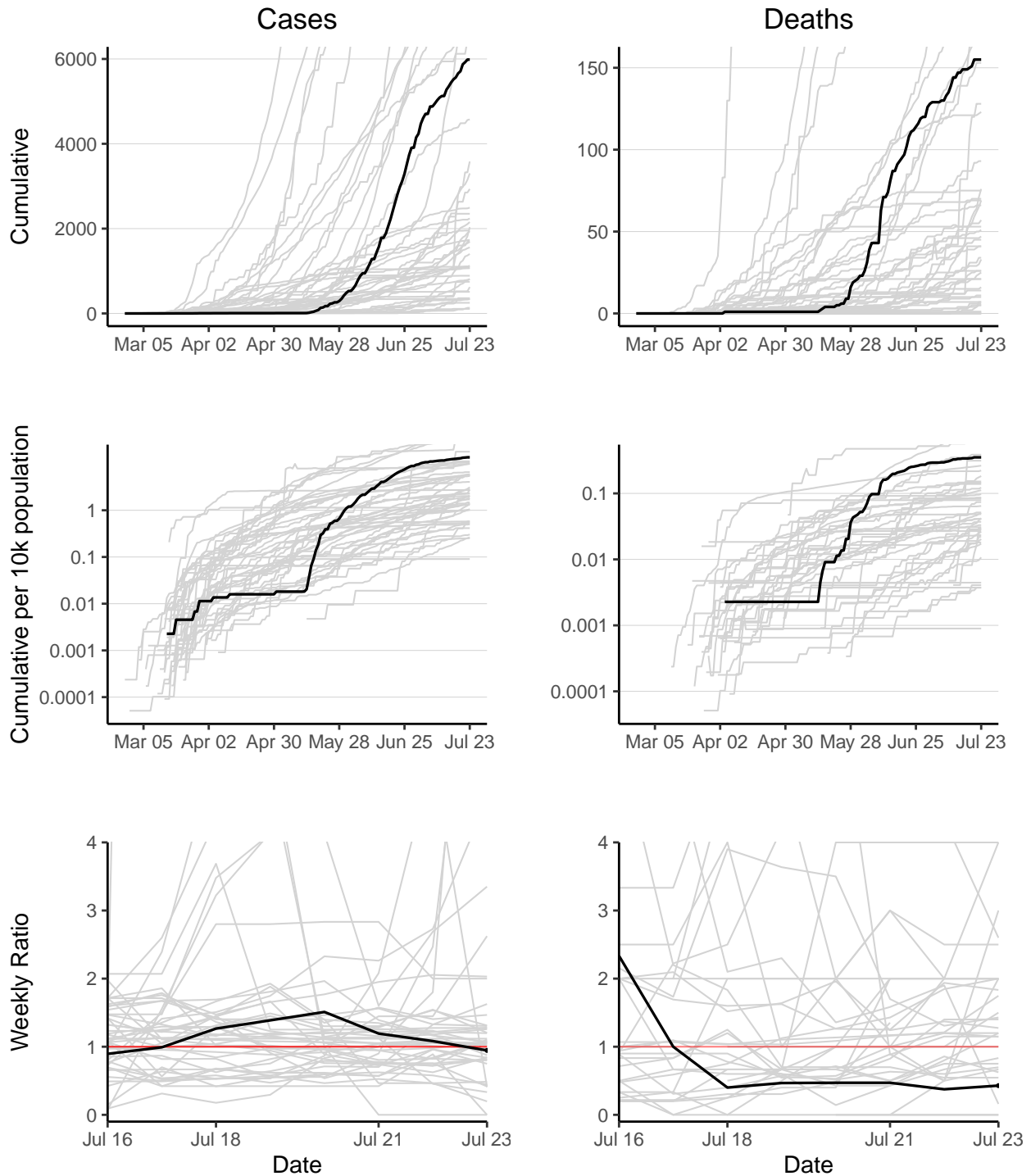
Malawi has 3302 reported case(s) (17th in the region) and 76 reported death(s) (14th). Cumulative counts per 10,000 population of reported cases and deaths are 1.8 (29th) and 0.042 (23rd) respectively. The weekly ratio of reported cases over the last 2 weeks is 1 (27th). The weekly ratio of reported deaths over the last 2 weeks is 1.8 (22nd).

Mali



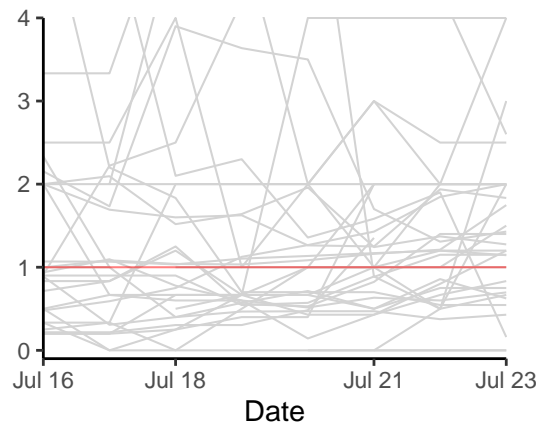
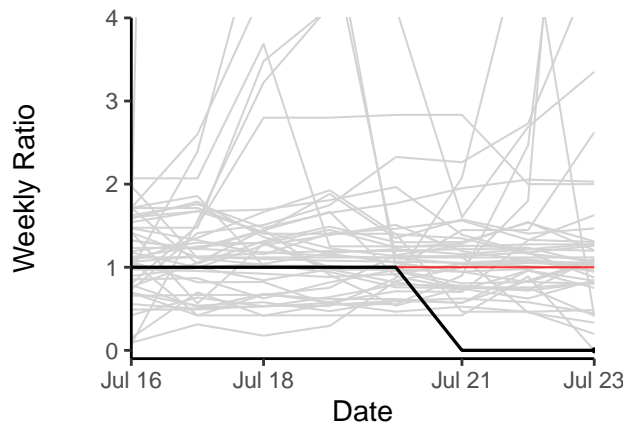
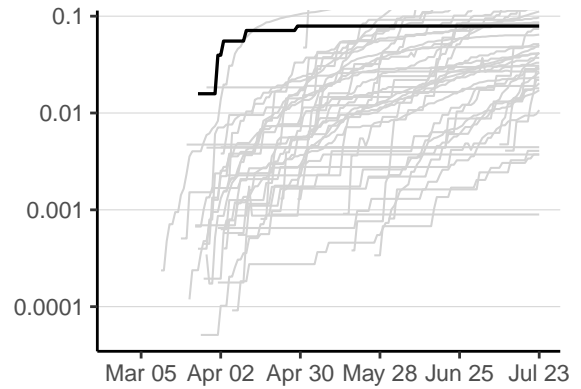
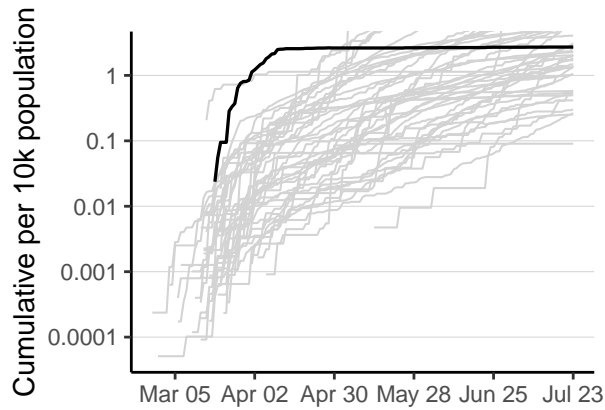
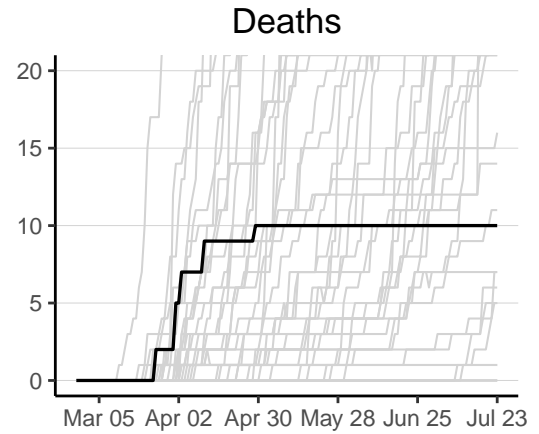
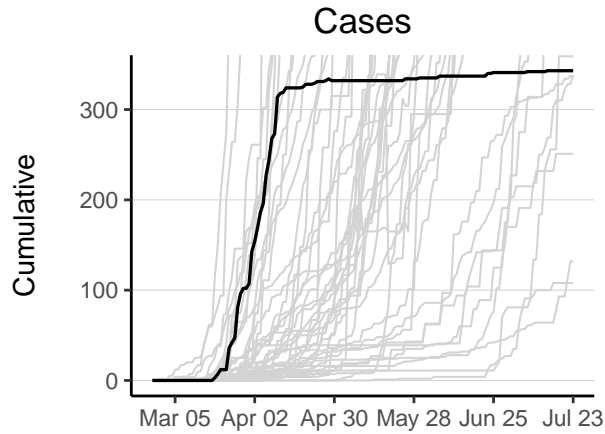
Mali has 2494 reported case(s) (19th in the region) and 123 reported death(s) (12th). Cumulative counts per 10,000 population of reported cases and deaths are 1.3 (34th) and 0.064 (19th) respectively. The weekly ratio of reported cases over the last 2 weeks is 0.81 (35th). The weekly ratio of reported deaths over the last 2 weeks is 2 (24th).

Mauritania



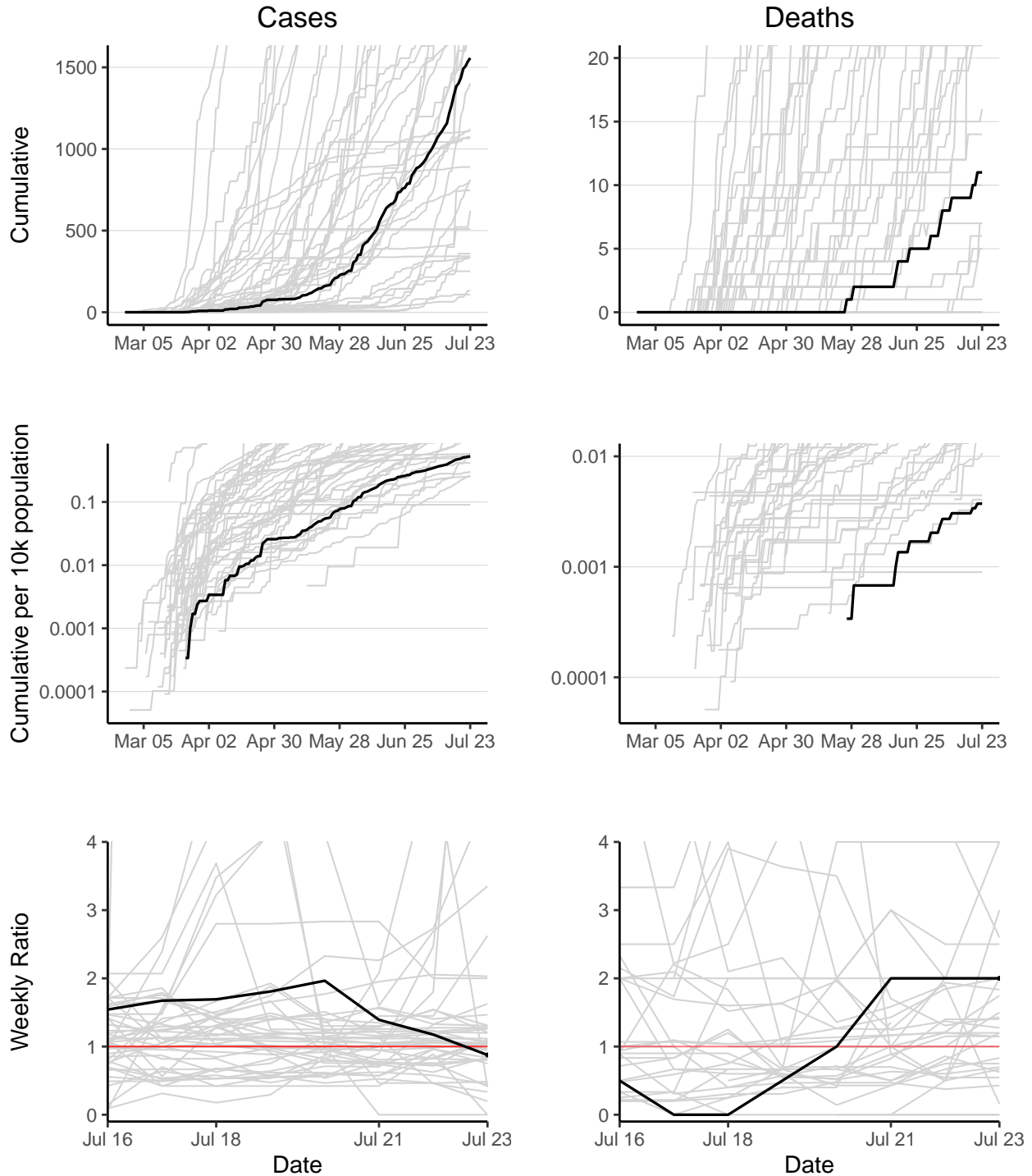
Mauritania has 5985 reported case(s) (14th in the region) and 155 reported death(s) (9th). Cumulative counts per 10,000 population of reported cases and deaths are 14 (7th) and 0.35 (4th) respectively. The weekly ratio of reported cases over the last 2 weeks is 0.95 (30th). The weekly ratio of reported deaths over the last 2 weeks is 0.43 (4th).

Mauritius



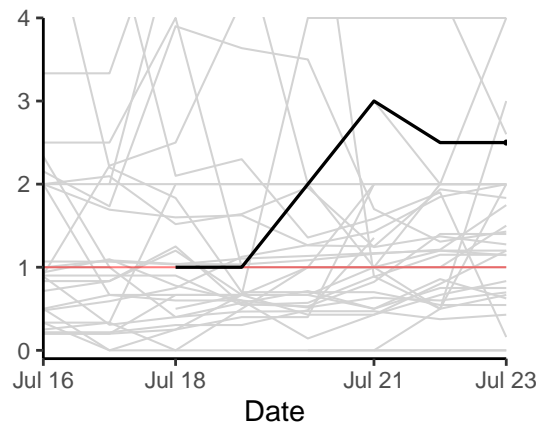
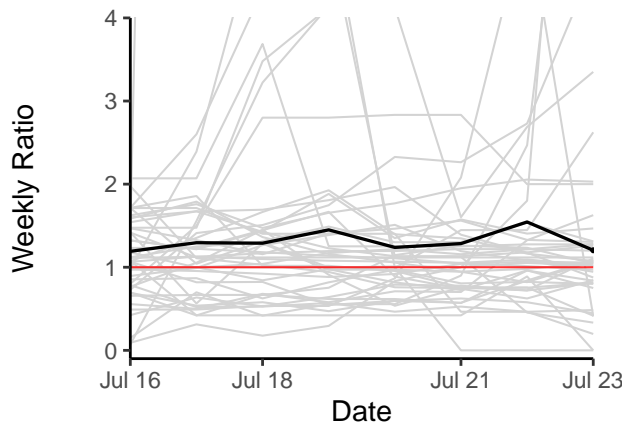
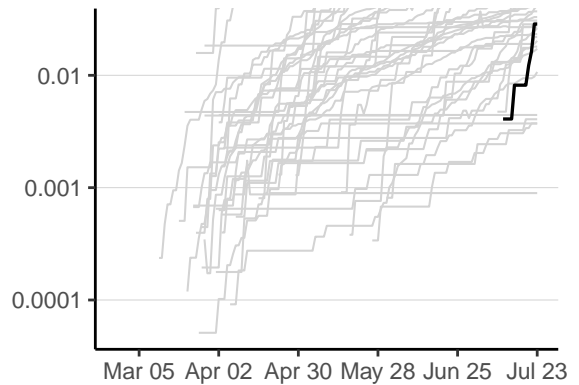
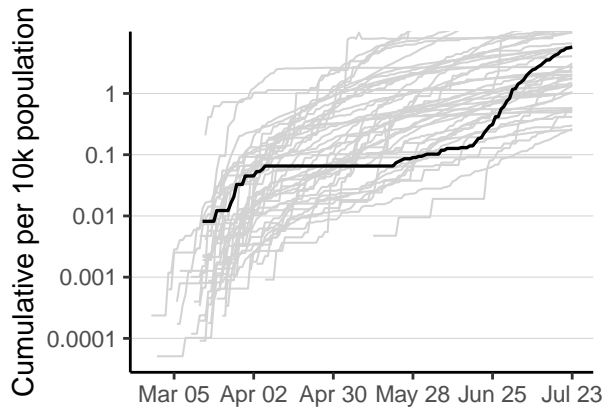
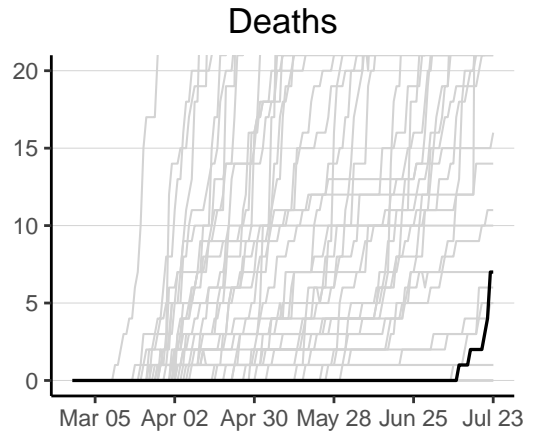
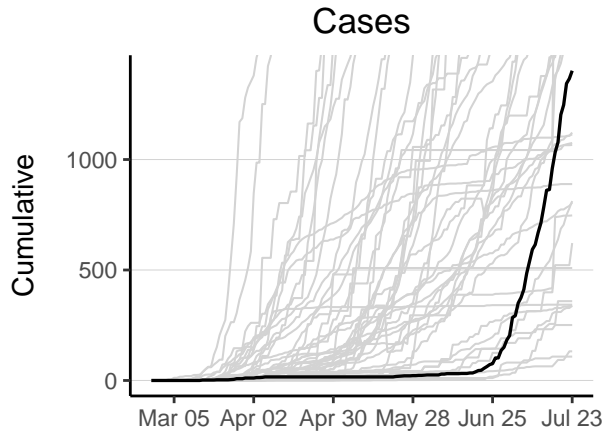
Mauritius has 343 reported case(s) (42nd in the region) and 10 reported death(s) (37th). Cumulative counts per 10,000 population of reported cases and deaths are 2.7 (23rd) and 0.079 (17th) respectively. The weekly ratio of reported cases over the last 2 weeks is 0 (44th). The weekly ratio of reported deaths cannot be calculated as no new deaths have been reported in one of the last 2 weeks.

Mozambique



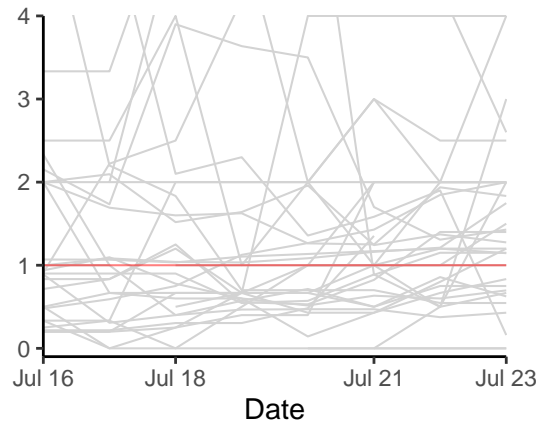
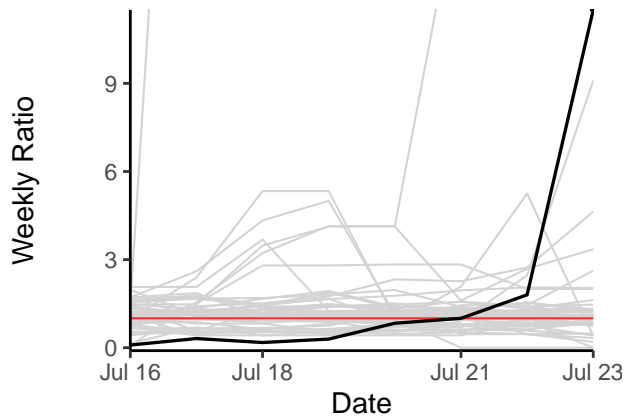
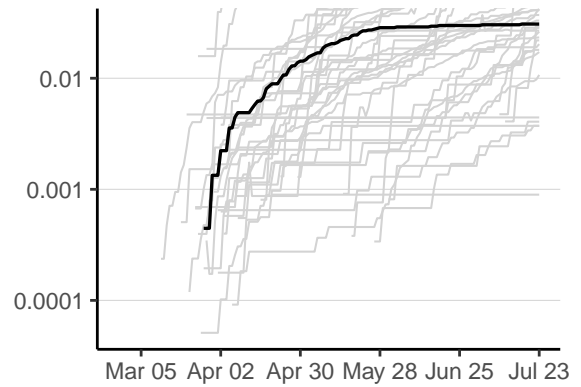
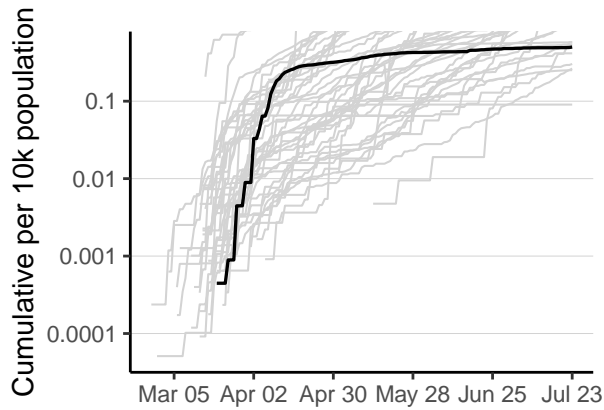
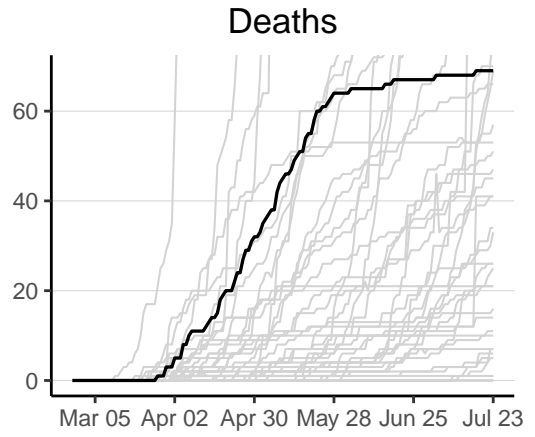
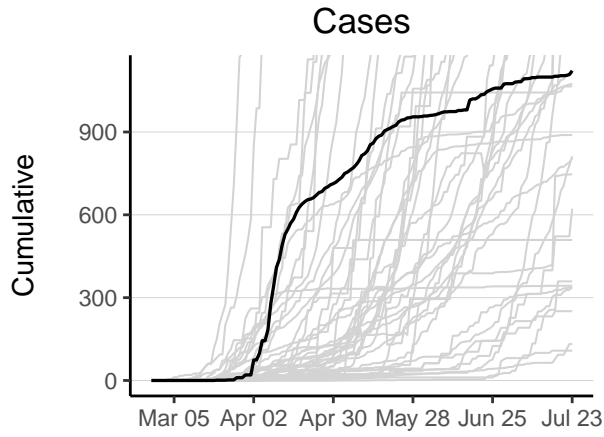
Mozambique has 1557 reported case(s) (29th in the region) and 11 reported death(s) (36th). Cumulative counts per 10,000 population of reported cases and deaths are 0.53 (41st) and 0.0037 (42nd) respectively. The weekly ratio of reported cases over the last 2 weeks is 0.88 (31st). The weekly ratio of reported deaths over the last 2 weeks is 2 (25th).

Namibia



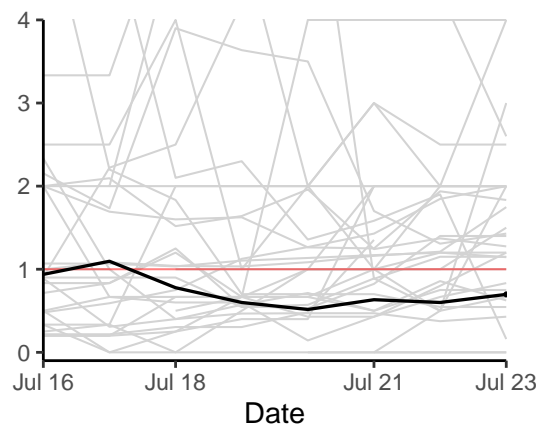
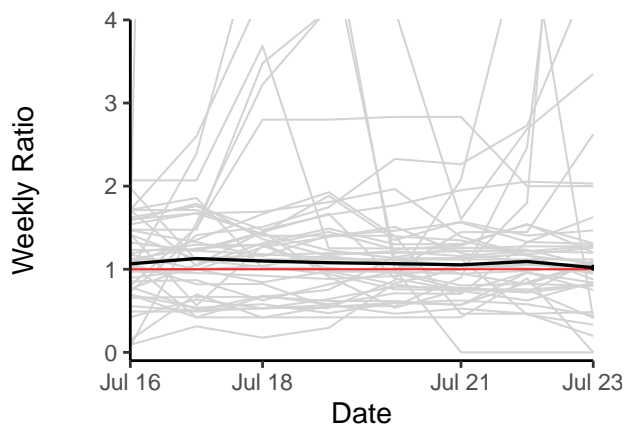
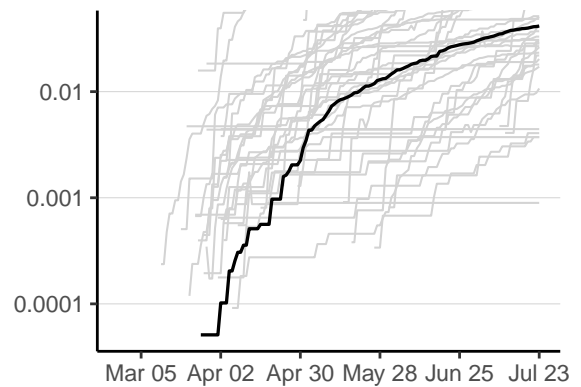
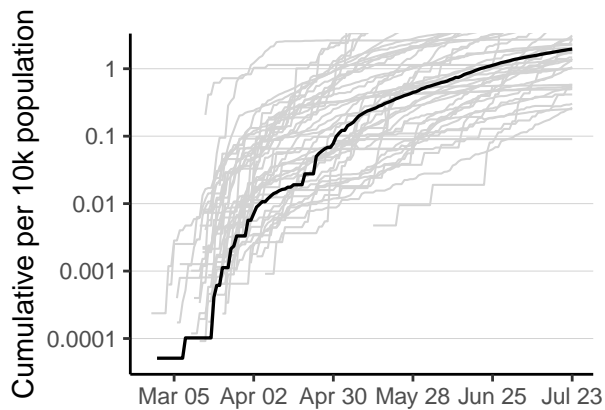
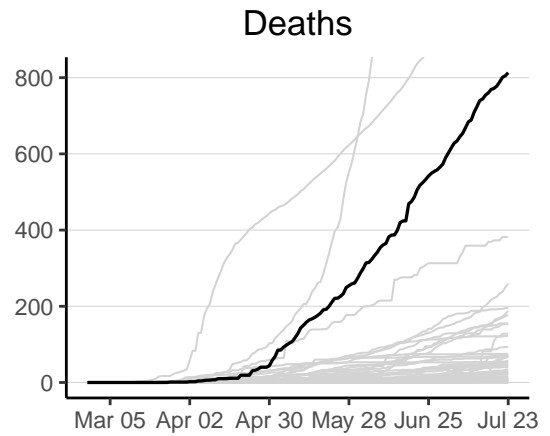
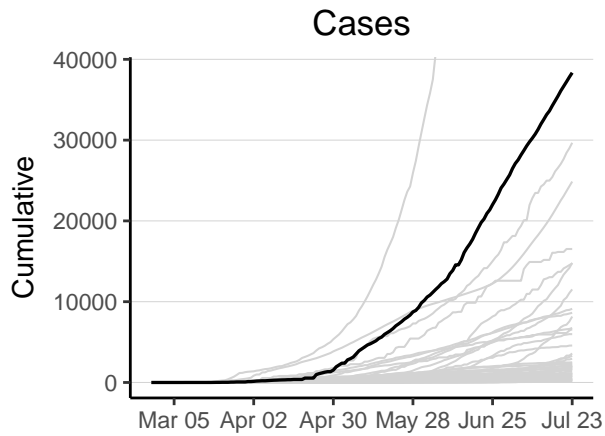
Namibia has 1402 reported case(s) (30th in the region) and 7 reported death(s) (39th). Cumulative counts per 10,000 population of reported cases and deaths are 5.7 (16th) and 0.029 (30th) respectively. The weekly ratio of reported cases over the last 2 weeks is 1.2 (17th). The weekly ratio of reported deaths over the last 2 weeks is 2.5 (29th).

Niger



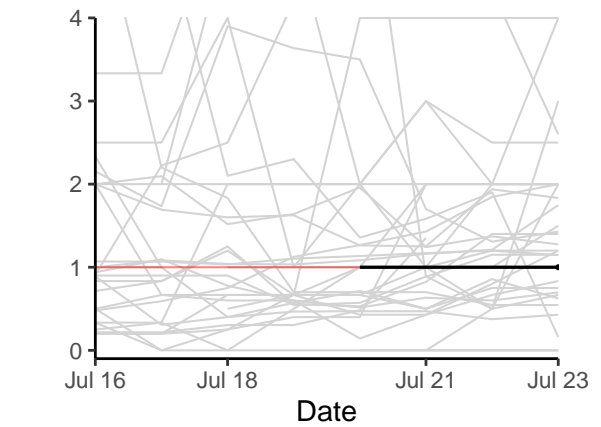
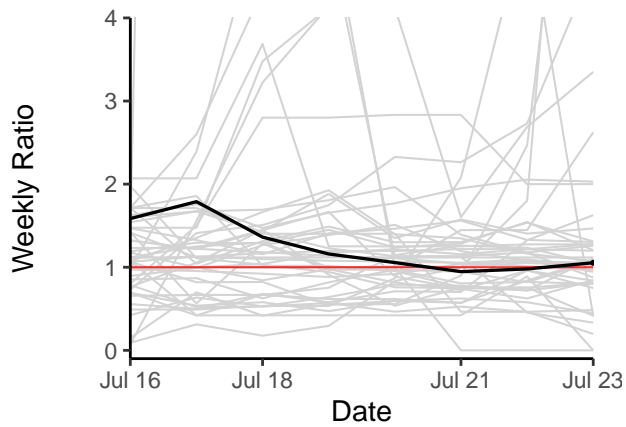
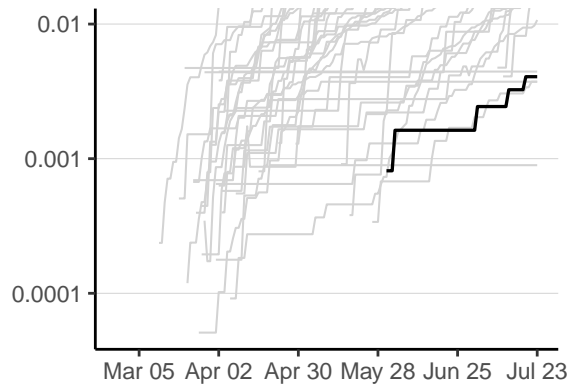
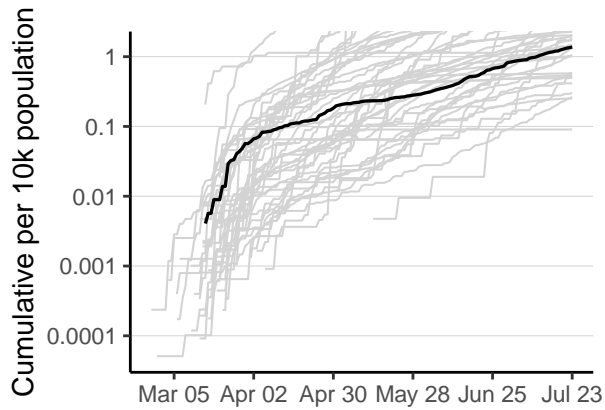
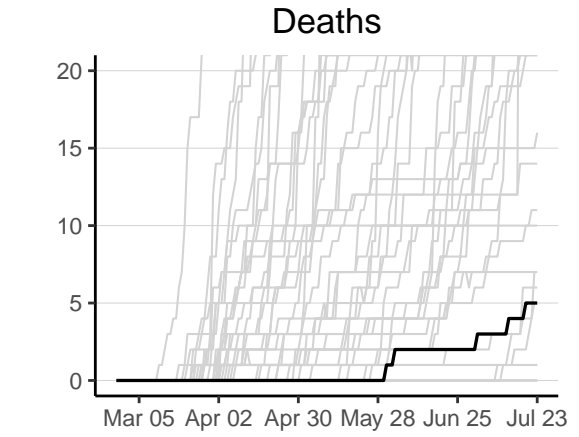
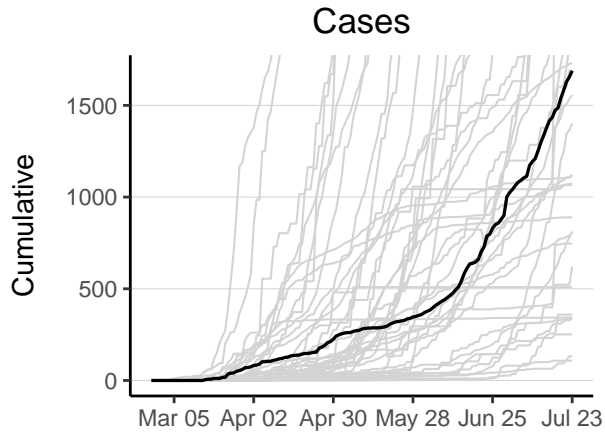
Niger has 1122 reported case(s) (31st in the region) and 69 reported death(s) (18th). Cumulative counts per 10,000 population of reported cases and deaths are 0.5 (42nd) and 0.031 (28th) respectively. The weekly ratio of reported cases over the last 2 weeks is 12 (3rd). The weekly ratio of reported deaths cannot be calculated as no new deaths have been reported in one of the last 2 weeks.

Nigeria



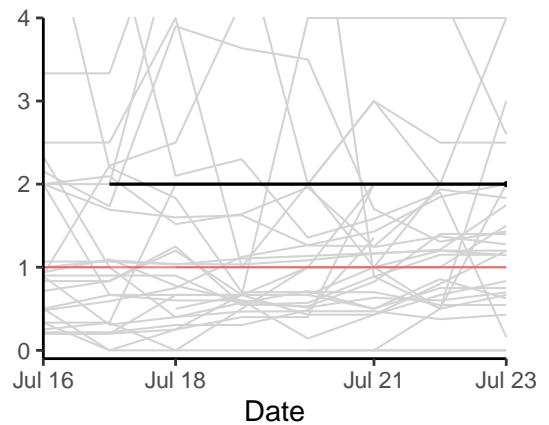
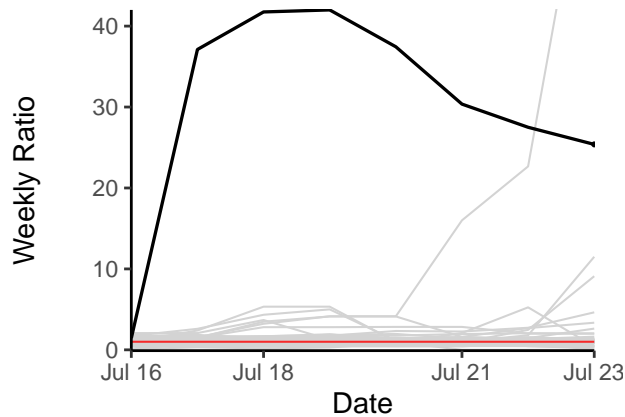
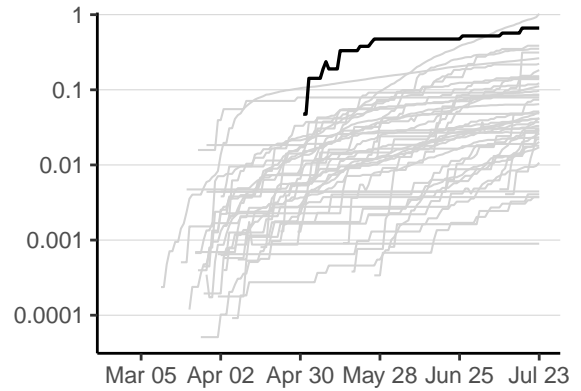
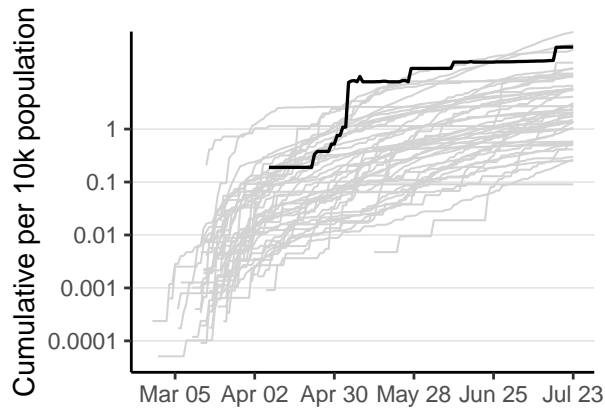
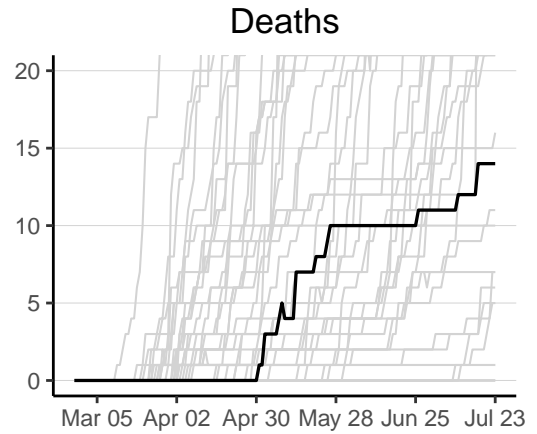
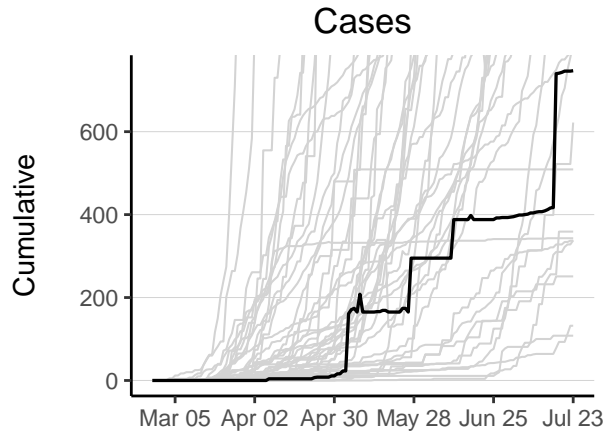
Nigeria has 38344 reported case(s) (2nd in the region) and 813 reported death(s) (3rd). Cumulative counts per 10,000 population of reported cases and deaths are 2 (28th) and 0.042 (24th) respectively. The weekly ratio of reported cases over the last 2 weeks is 1 (28th). The weekly ratio of reported deaths over the last 2 weeks is 0.7 (8th).

Rwanda



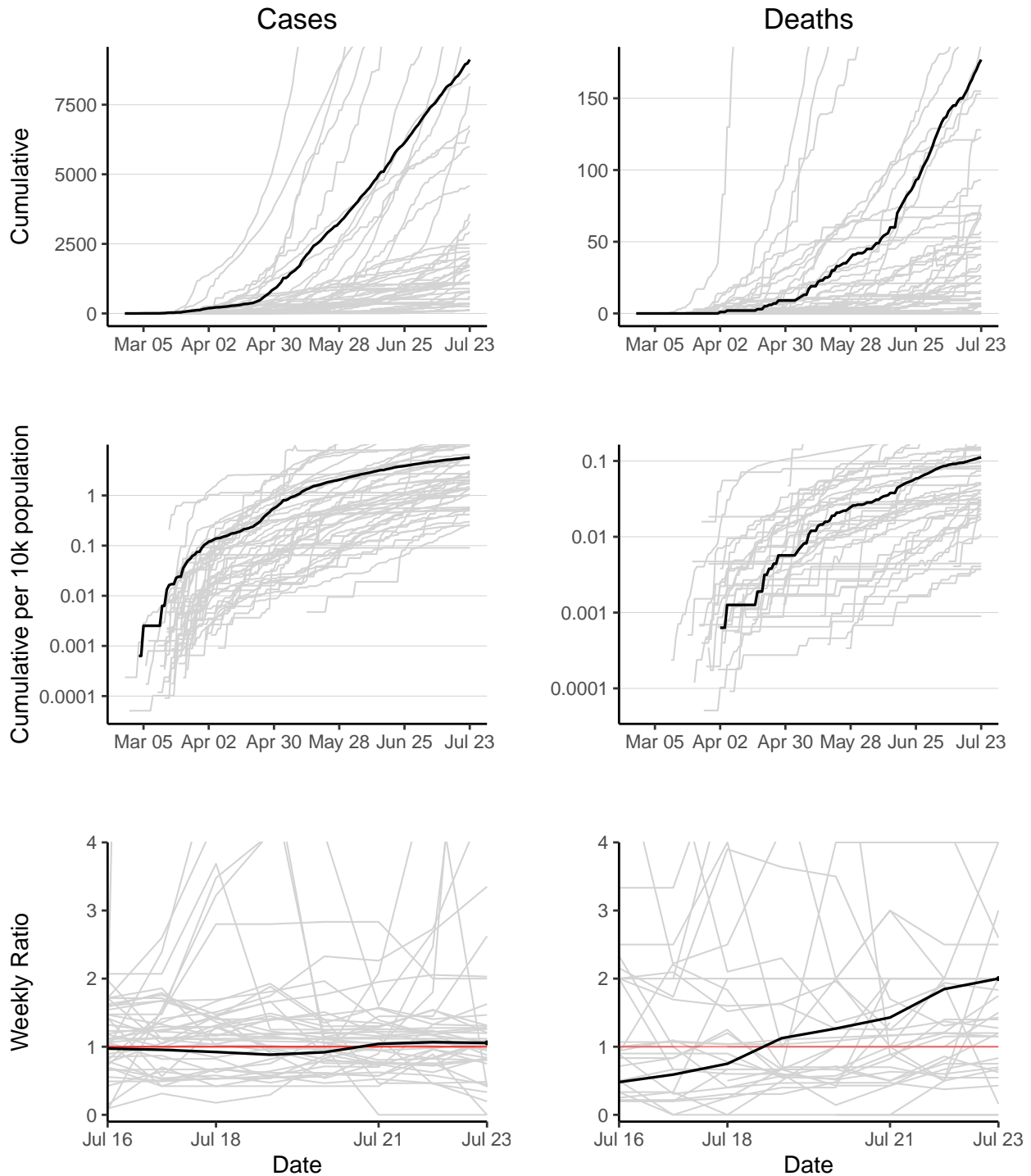
Rwanda has 1689 reported case(s) (28th in the region) and 5 reported death(s) (42nd). Cumulative counts per 10,000 population of reported cases and deaths are 1.4 (33rd) and 0.0041 (41st) respectively. The weekly ratio of reported cases over the last 2 weeks is 1.1 (25th). The weekly ratio of reported deaths over the last 2 weeks is 1 (11th).

Sao Tome and Principe



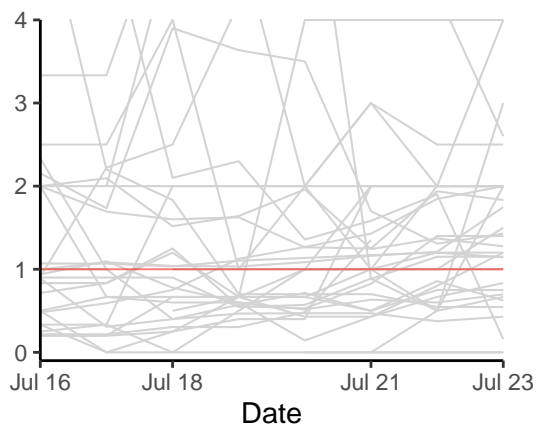
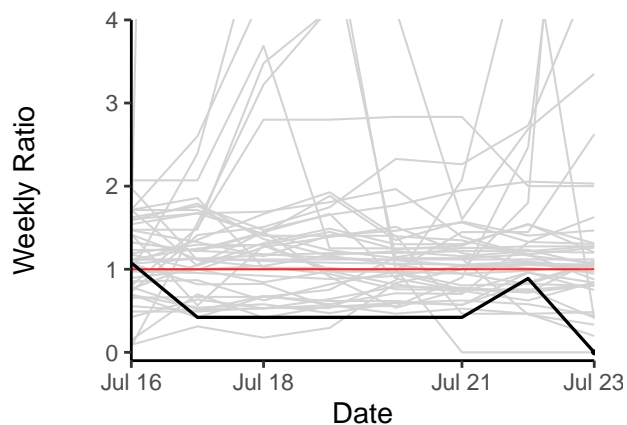
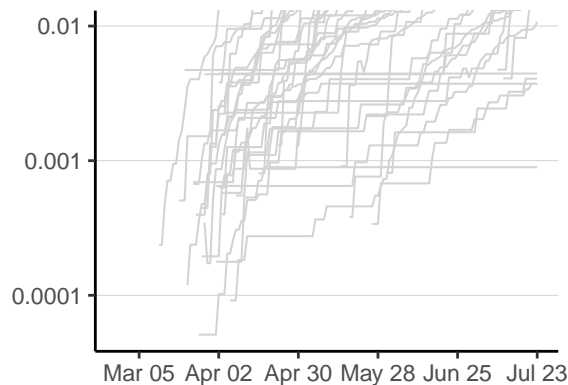
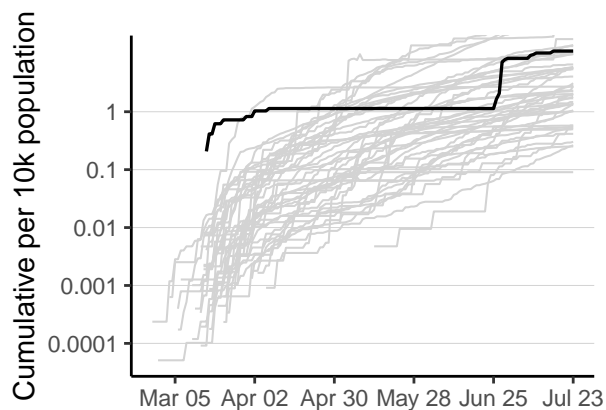
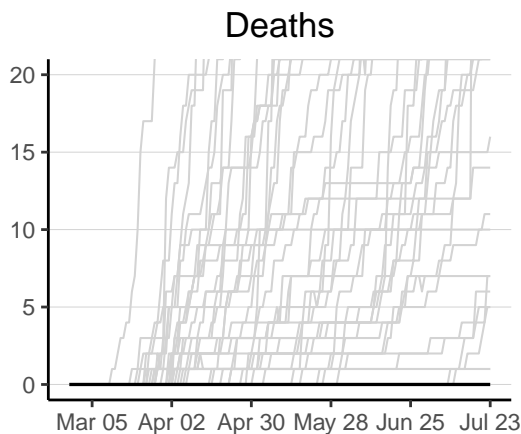
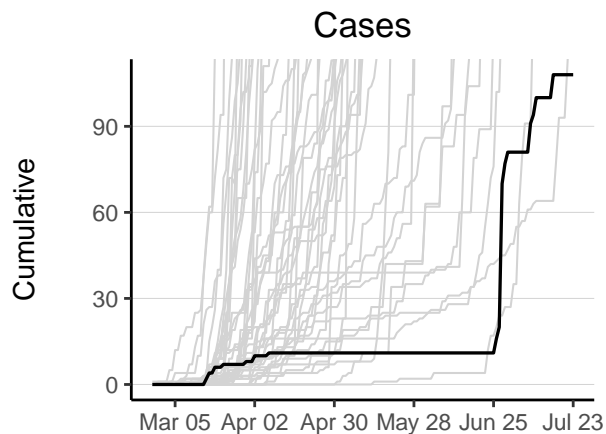
Sao Tome and Principe has 747 reported case(s) (38th in the region) and 14 reported death(s) (35th). Cumulative counts per 10,000 population of reported cases and deaths are 35 (3rd) and 0.66 (2nd) respectively. The weekly ratio of reported cases over the last 2 weeks is 25 (2nd). The weekly ratio of reported deaths over the last 2 weeks is 2 (26th).

Senegal



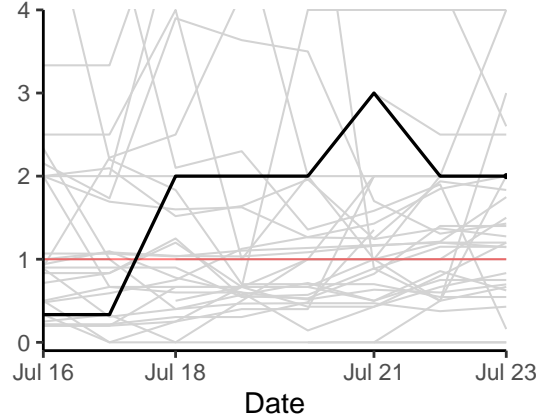
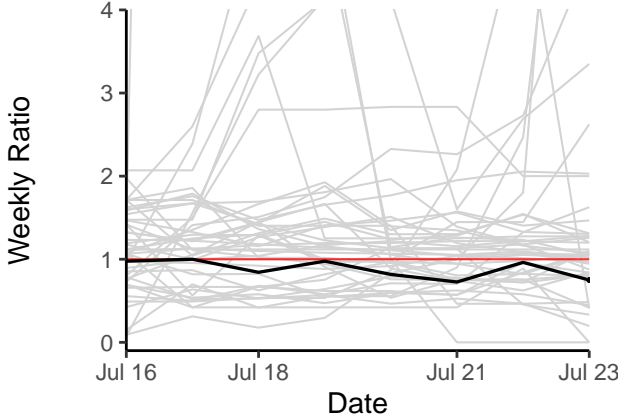
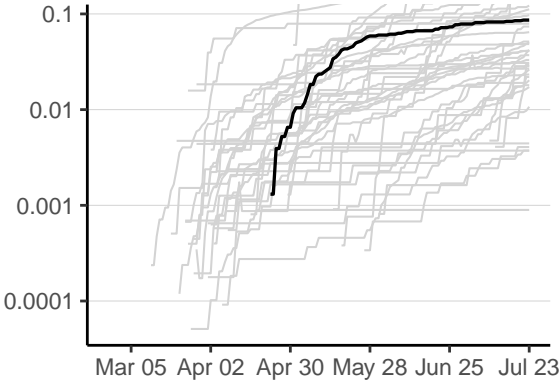
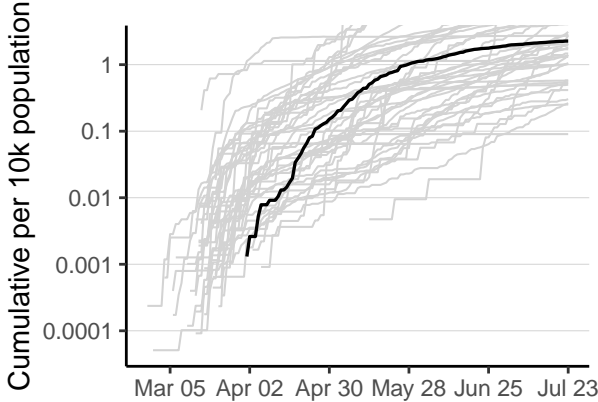
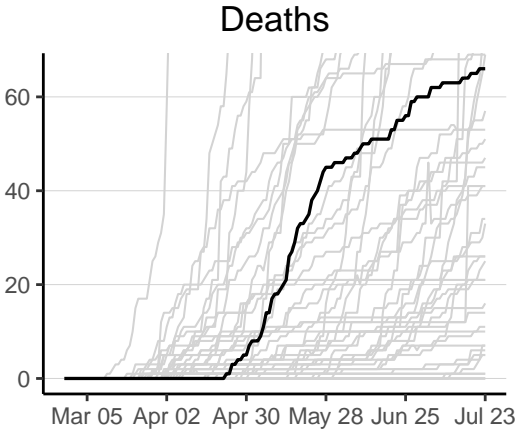
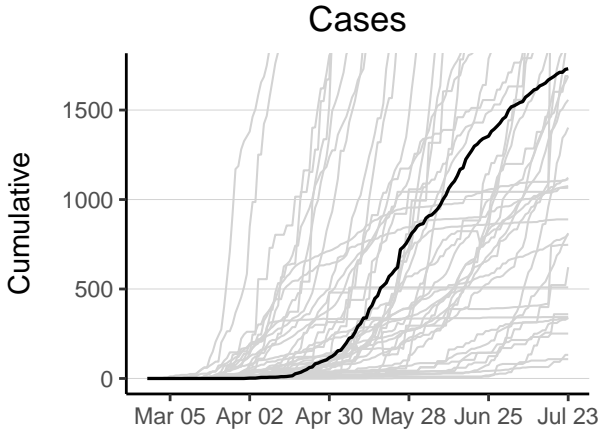
Senegal has 9121 reported case(s) (9th in the region) and 177 reported death(s) (8th). Cumulative counts per 10,000 population of reported cases and deaths are 5.8 (15th) and 0.11 (13th) respectively. The weekly ratio of reported cases over the last 2 weeks is 1.1 (24th). The weekly ratio of reported deaths over the last 2 weeks is 2 (27th).

Seychelles



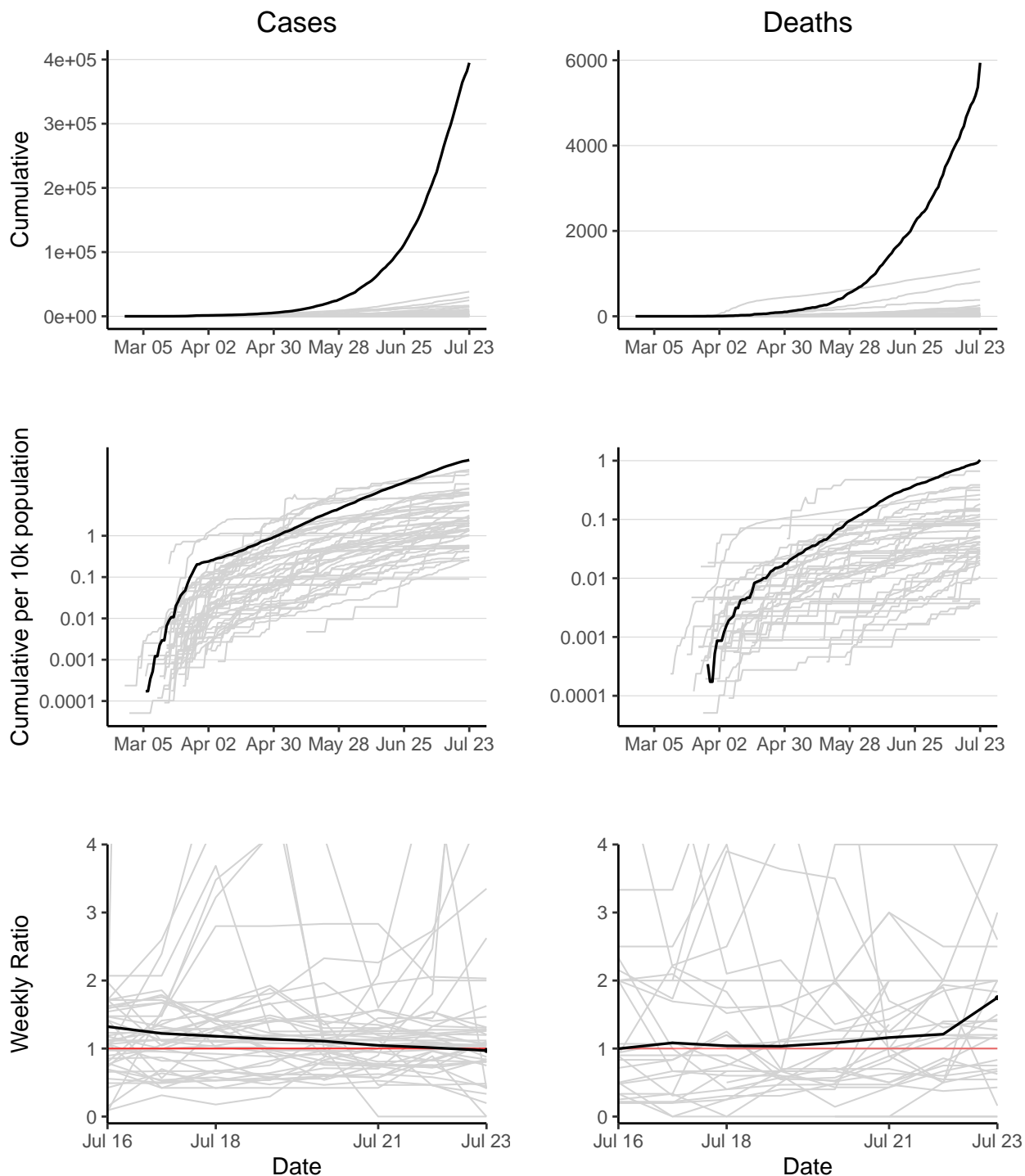
Seychelles has 108 reported case(s) (47th in the region) and 0 reported death(s) (46th). Cumulative counts per 10,000 population of reported cases and deaths are 11 (8th) and 0 (46th) respectively. The weekly ratio of reported cases over the last 2 weeks is 0 (45th). The weekly ratio of reported deaths cannot be calculated as no new deaths have been reported in one of the last 2 weeks.

Sierra Leone



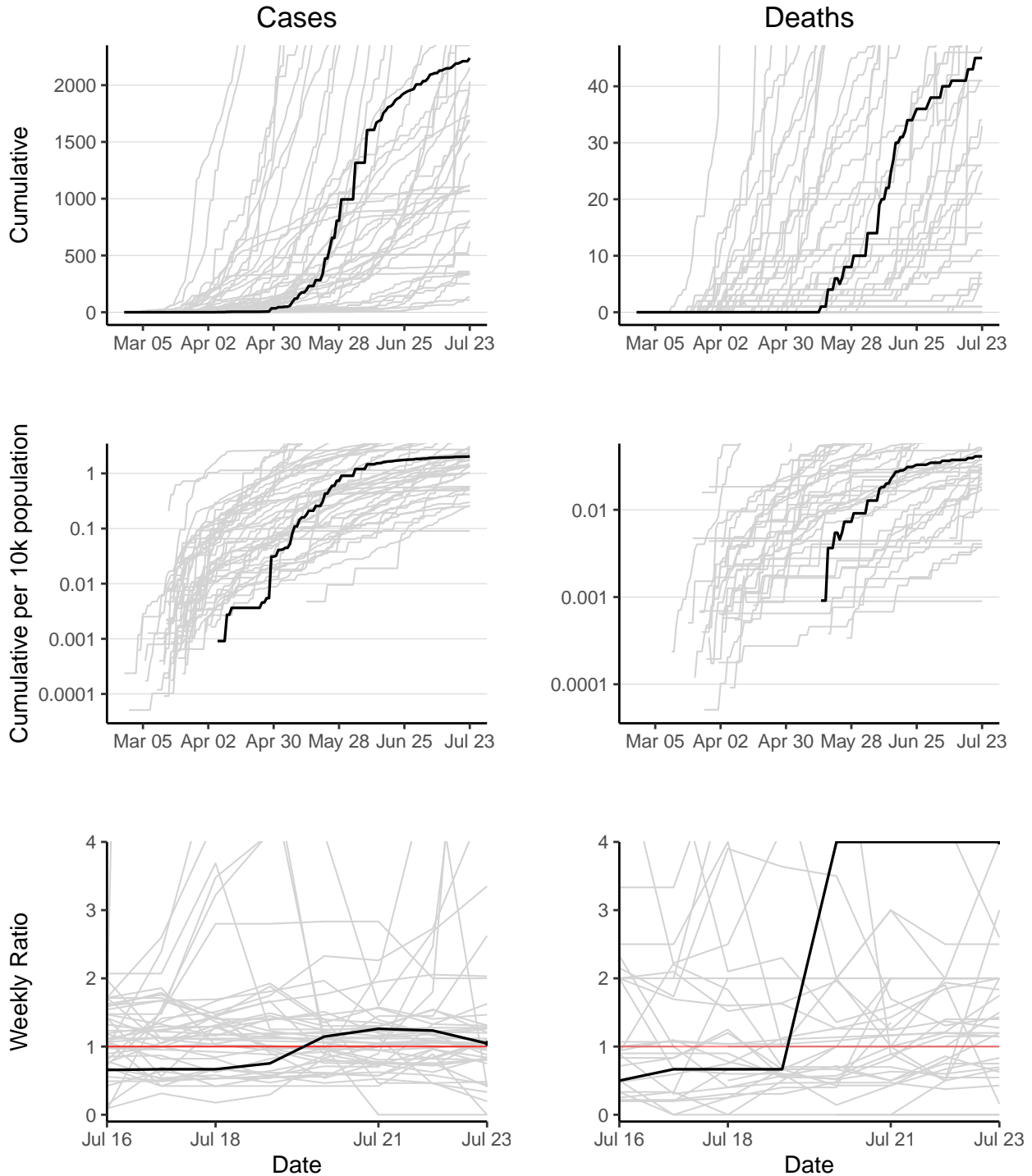
Sierra Leone has 1731 reported case(s) (26th in the region) and 66 reported death(s) (19th). Cumulative counts per 10,000 population of reported cases and deaths are 2.3 (25th) and 0.086 (15th) respectively. The weekly ratio of reported cases over the last 2 weeks is 0.75 (37th). The weekly ratio of reported deaths over the last 2 weeks is 2 (28th).

South Africa



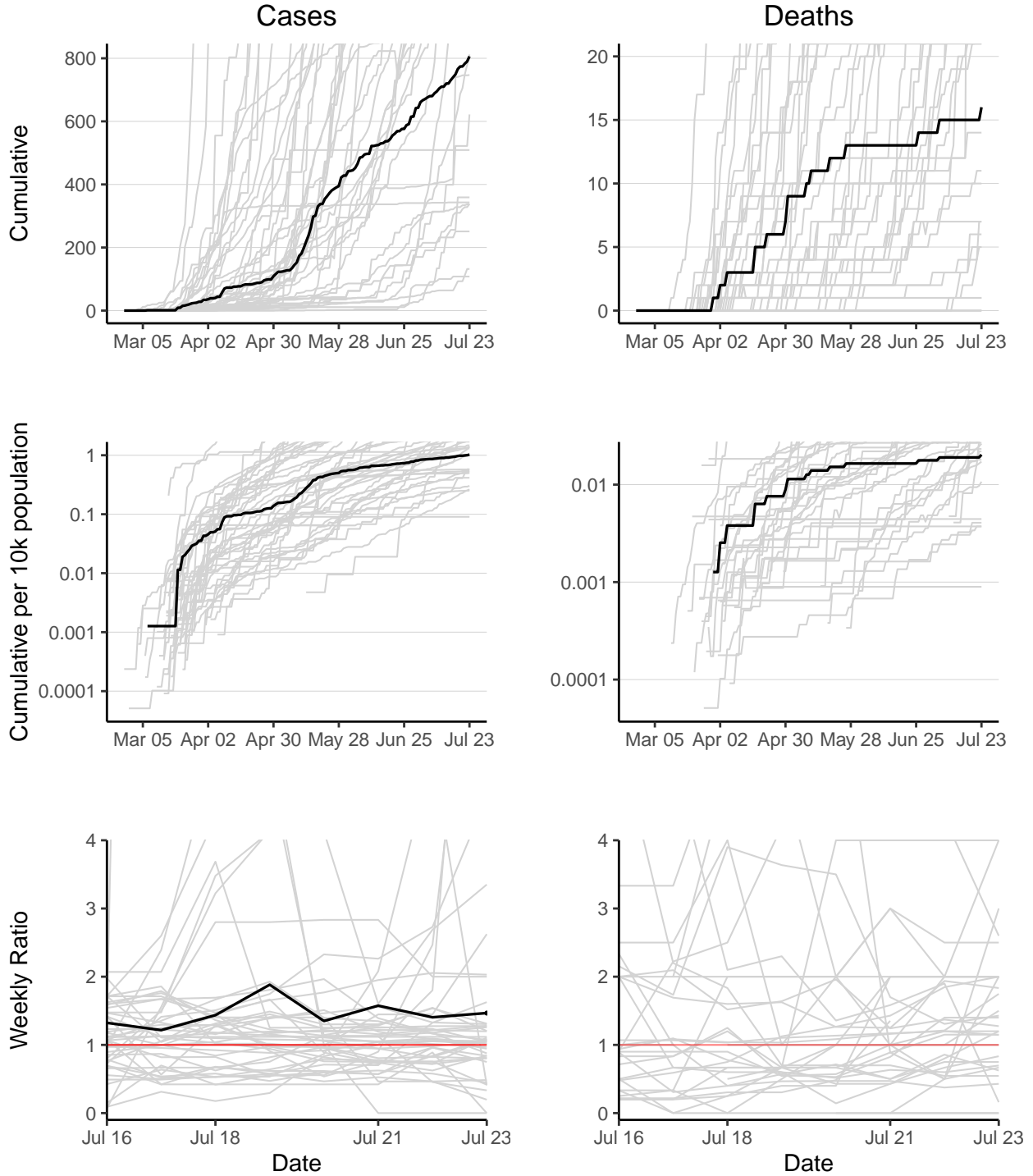
South Africa has 394948 reported case(s) (1st in the region) and 5940 reported death(s) (1st). Cumulative counts per 10,000 population of reported cases and deaths are 68 (1st) and 1 (1st) respectively. The weekly ratio of reported cases over the last 2 weeks is 0.97 (29th). The weekly ratio of reported deaths over the last 2 weeks is 1.7 (21st).

South Sudan



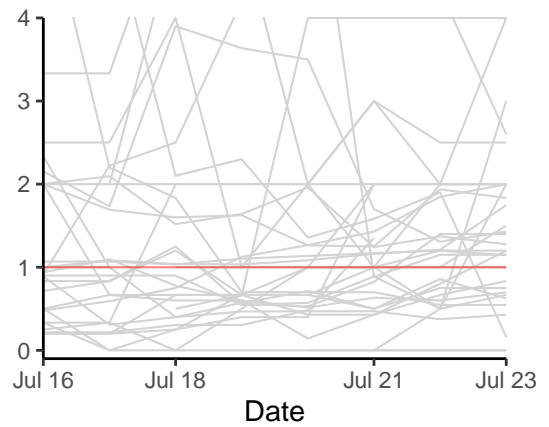
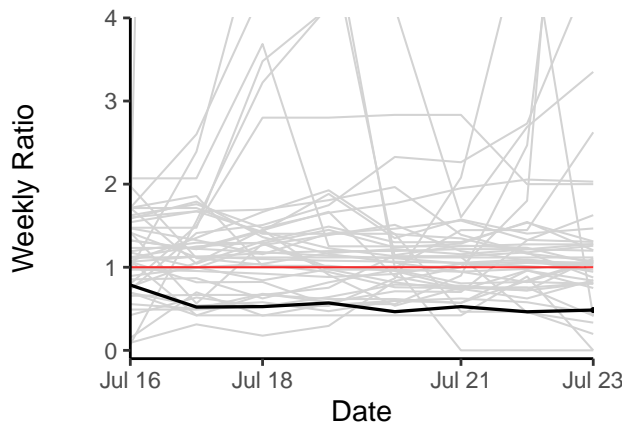
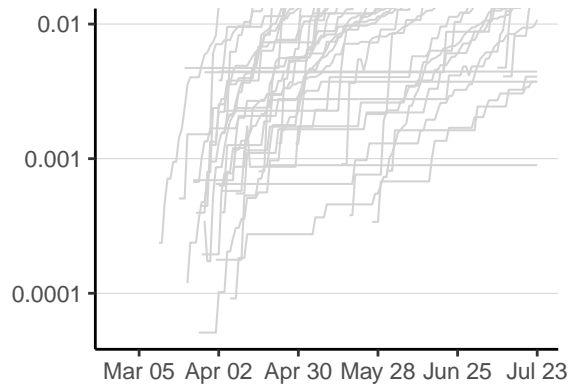
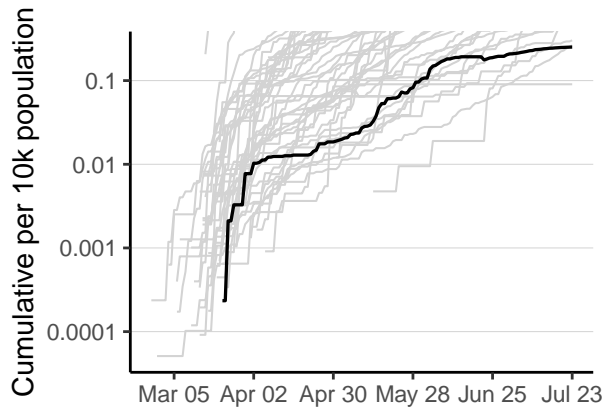
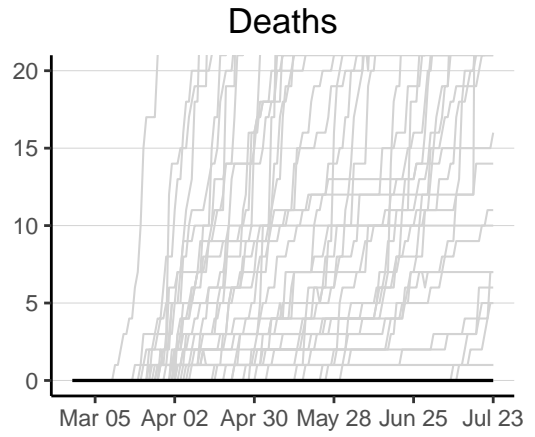
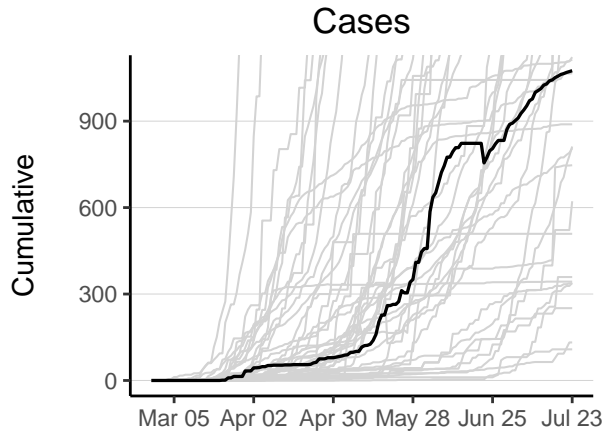
South Sudan has 2239 reported case(s) (21st in the region) and 45 reported death(s) (24th). Cumulative counts per 10,000 population of reported cases and deaths are 2 (27th) and 0.041 (25th) respectively. The weekly ratio of reported cases over the last 2 weeks is 1 (26th). The weekly ratio of reported deaths over the last 2 weeks is 4 (33rd).

Togo



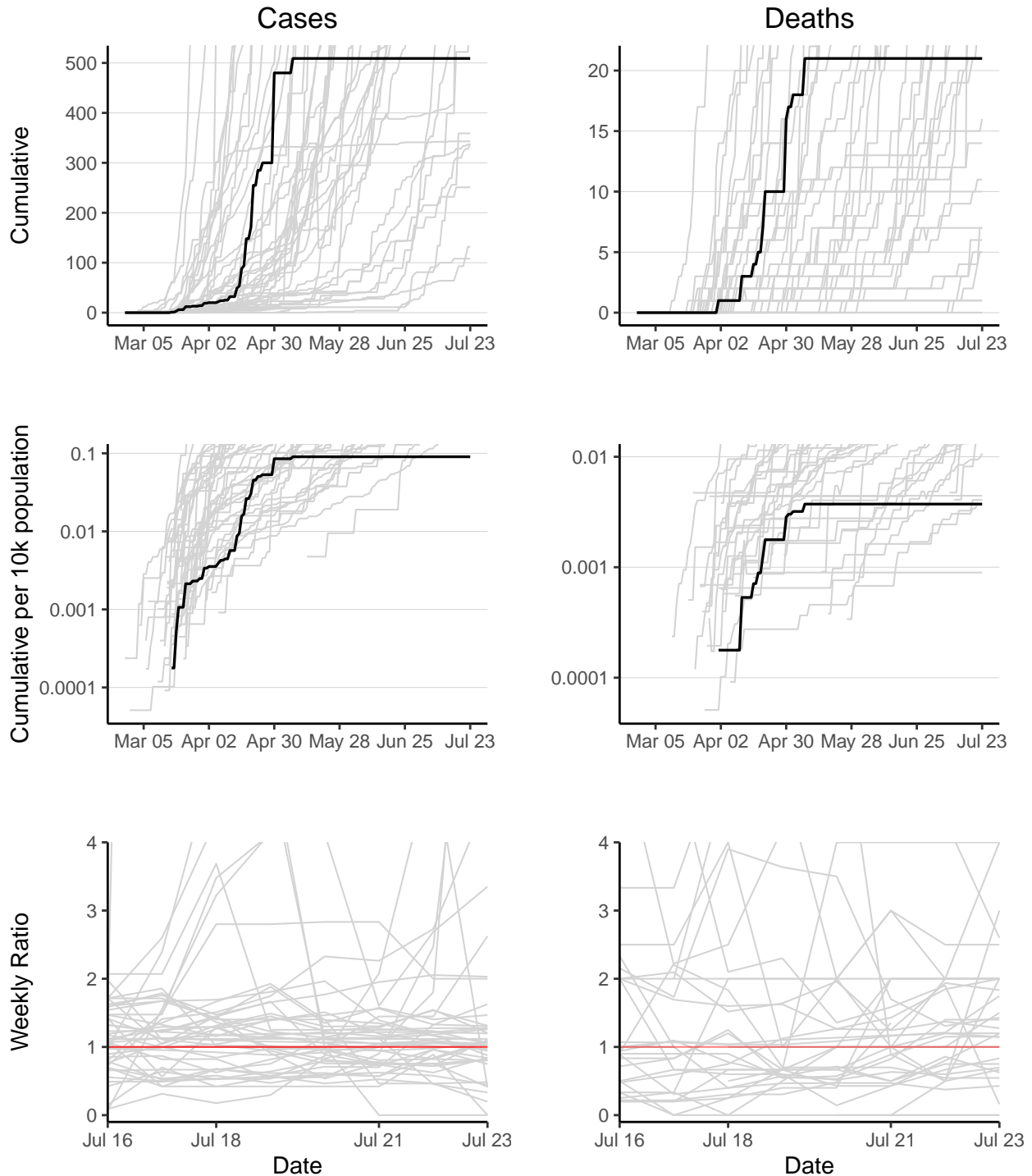
Togo has 806 reported case(s) (37th in the region) and 16 reported death(s) (34th). Cumulative counts per 10,000 population of reported cases and deaths are 1 (37th) and 0.02 (36th) respectively. The weekly ratio of reported cases over the last 2 weeks is 1.5 (11th). The weekly ratio of reported deaths cannot be calculated as no new deaths have been reported in one of the last 2 weeks.

Uganda



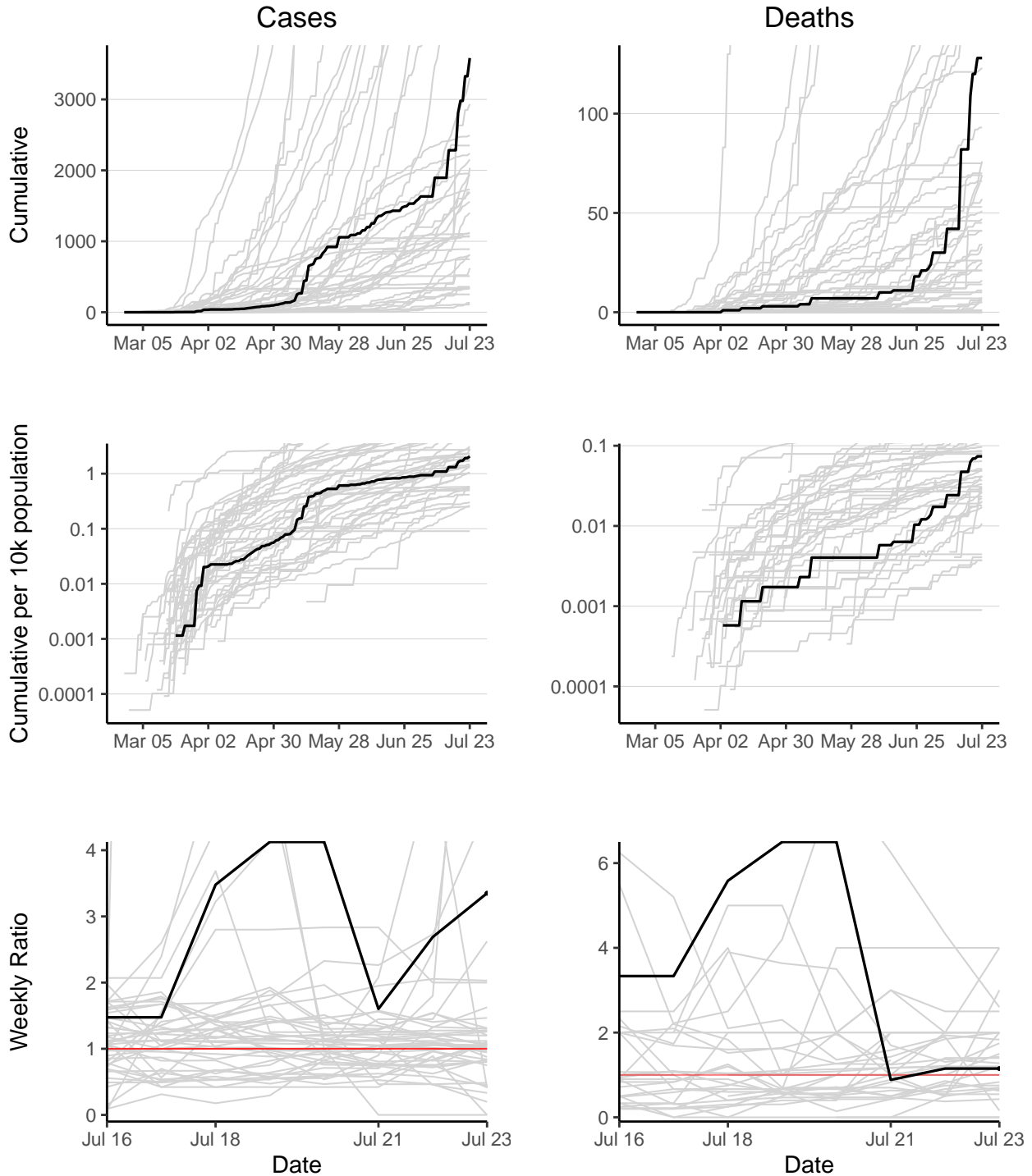
Uganda has 1075 reported case(s) (33rd in the region) and 0 reported death(s) (47th). Cumulative counts per 10,000 population of reported cases and deaths are 0.25 (46th) and 0 (47th) respectively. The weekly ratio of reported cases over the last 2 weeks is 0.48 (38th). The weekly ratio of reported deaths cannot be calculated as no new deaths have been reported in one of the last 2 weeks.

United Republic of Tanzania



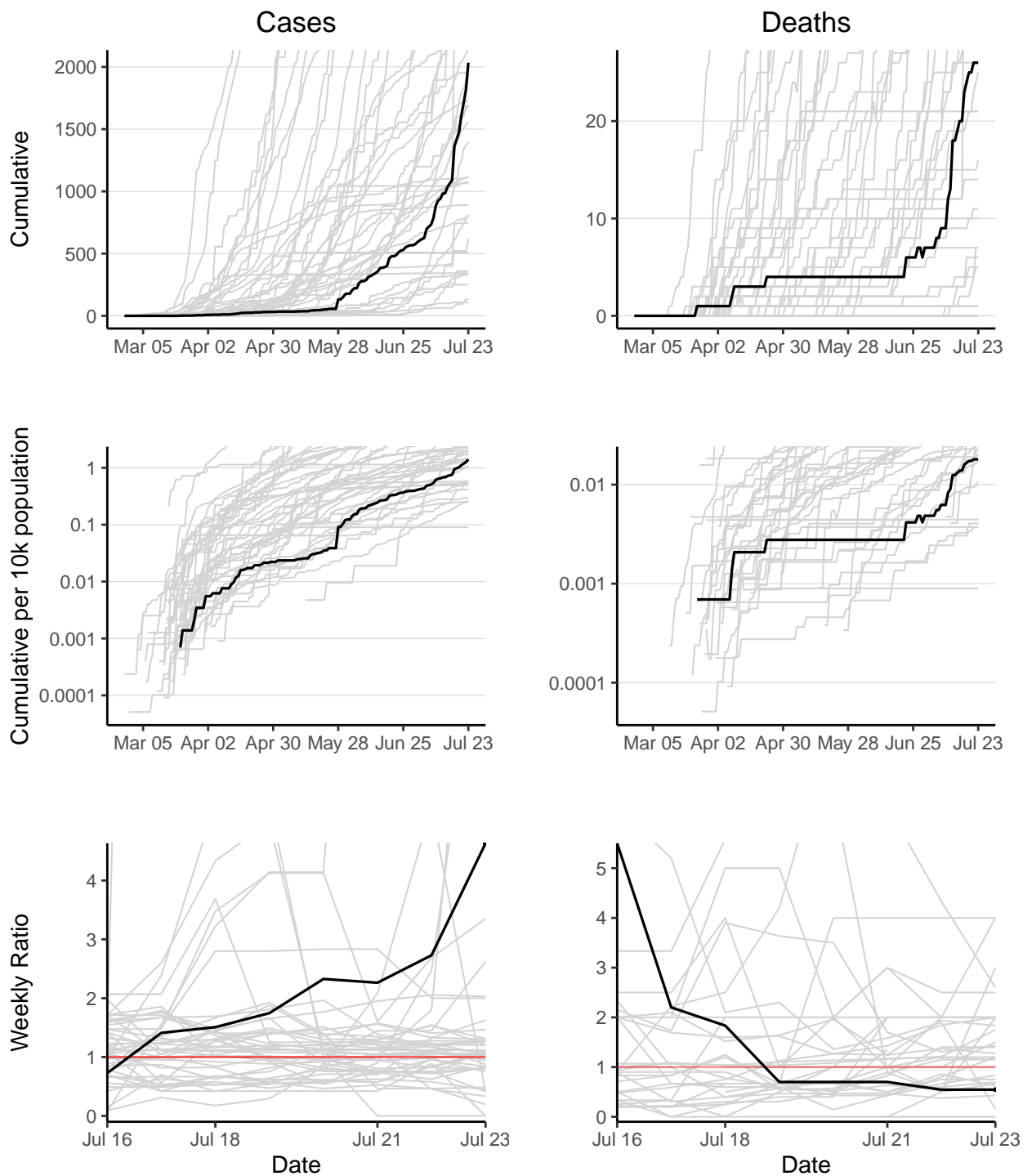
United Republic of Tanzania has 509 reported case(s) (40th in the region) and 21 reported death(s) (33rd). Cumulative counts per 10,000 population of reported cases and deaths are 0.09 (47th) and 0.0037 (43rd) respectively. The weekly ratio of reported cases cannot be calculated as no new cases have been reported in 1 of the last 2 weeks. The weekly ratio of reported deaths cannot be calculated as no new deaths have been reported in 1 of the last 2 weeks.

Zambia



Zambia has 3583 reported case(s) (16th in the region) and 128 reported death(s) (11th). Cumulative counts per 10,000 population of reported cases and deaths are 2.1 (26th) and 0.074 (18th) respectively. The weekly ratio of reported cases over the last 2 weeks is 3.4 (6th). The weekly ratio of reported deaths over the last 2 weeks is 1.2 (13th).

Zimbabwe



Zimbabwe has 2034 reported case(s) (23rd in the region) and 26 reported death(s) (30th). Cumulative counts per 10,000 population of reported cases and deaths are 1.4 (32nd) and 0.018 (37th) respectively. The weekly ratio of reported cases over the last 2 weeks is 4.6 (5th). The weekly ratio of reported deaths over the last 2 weeks is 0.55 (5th).

Appendix

Data

Sources and access

- Case counts for countries in WHO Africa Region from WHO Coronavirus disease (COVID-2019) situation reports <https://www.who.int/emergencies/diseases/novel-coronavirus-2019/situation-reports> (accessed 2400 23/07/2020).
- Death counts for countries in WHO African Region from WHO Coronavirus disease (COVID-2019) situation reports <https://www.who.int/emergencies/diseases/novel-coronavirus-2019/situation-reports> (accessed 2400 23/07/2020).
- Population counts from the World Bank (2018) <https://data.worldbank.org/indicator/SP.POP.TOTL?locations=ZG> (accessed 0900 30/03/2020).

Weekly Ratio calculations

Weekly ratios are calculated by dividing the sum of new cases or deaths over the past 7 days by their respective sums in the 7 days prior. The higher the weekly ratio, the faster an epidemic is growing. A weekly ratio of 1 represents stable growth (i.e. the number of cases or deaths in the past 7 days was the same as the 7 days before). A value between 1 and 0 indicates that an epidemic is in decline. A value of -1 has been assigned to countries which have removed cases or deaths from their cumulative counts. Doubling times have been replaced by weekly ratios because as countries move out of their exponential growth phases, doubling times become inappropriate and unreliable.

Confidence intervals calculated using bootstrapping of a simulated dataset with Poisson error structure.

Caveats

- Case count data are affected by any changes in testing strategy or testing effort over time and/or any variation in testing strategy or testing effort between regions.
- Case count data are likely a substantial under-representation of the true number of COVID-19 infections.
- Death data are considered more reliable but may lag behind case data by as much as 3 weeks.

Extended Data tables

Cumulative reported cases

Country	Cum. reported cases	95%CI lower	95%CI upper
South Africa	394948	393892	395993
Nigeria	38344	NA	NA
Ghana	29672	29396	29954
Algeria	24872	24607	25140
Cameroon	16522	NA	NA
Kenya	14805	14605	15004
Cote d'Ivoire	14733	14524	14939
Ethiopia	11524	11350	11697
Senegal	9121	NA	NA
Democratic Republic of the Congo	8625	8465	8772
Madagascar	8162	NA	NA
Guinea	6747	NA	NA
Gabon	6588	6458	6719
Mauritania	5985	5853	6113
Central African Republic	4574	4461	4681
Zambia	3583	3489	3682
Malawi	3302	3210	3394
Congo	2934	2848	3024
Mali	2494	2411	2582
Equatorial Guinea	2350	2267	2432
South Sudan	2239	2159	2317
Cabo Verde	2154	2083	2223
Zimbabwe	2034	1963	2111
Guinea-Bissau	1954	1882	2027
Eswatini	1938	1867	2010
Sierra Leone	1731	1660	1794
Benin	1690	NA	NA
Rwanda	1689	1622	1758
Mozambique	1557	1497	1626
Namibia	1402	1337	1467
Niger	1122	1066	1178
Liberia	1114	1060	1169
Uganda	1075	NA	NA
Burkina Faso	1066	1012	1120
Chad	889	840	936
Angola	812	768	859
Togo	806	762	848
Sao Tome and Principe	747	NA	NA
Botswana	622	585	661
United Republic of Tanzania	509	473	548
Lesotho	359	328	392
Mauritius	343	NA	NA
Burundi	338	309	368
Comoros	337	306	367
Eritrea	251	224	277
Gambia	132	114	151
Seychelles	108	92	125

Cumulative reported cases per 10,000 population

Country	Cum. reported cases per 10k pop	95%CI lower	95%CI upper
South Africa	68.3542028	68	69
Cabo Verde	39.6125546	38	41
Sao Tome and Principe	35.3981462	NA	NA
Gabon	31.0861026	30	32
Equatorial Guinea	17.9529922	17	19
Eswatini	14.1770300	14	15
Mauritania	13.5920200	13	14
Seychelles	11.1614063	10	13
Guinea-Bissau	10.4251754	10	11
Ghana	9.9680493	10	10
Central African Republic	9.8020370	10	10
Cameroon	6.5521275	NA	NA
Algeria	5.8898710	6	6
Cote d'Ivoire	5.8769259	6	6
Senegal	5.7529916	NA	NA
Namibia	5.7265277	5	6
Congo	5.5945784	5	6
Guinea	5.4348535	NA	NA
Comoros	4.0489138	4	4
Madagascar	3.1078690	NA	NA
Kenya	2.8807420	3	3
Botswana	2.7593843	3	3
Mauritius	2.7108131	NA	NA
Liberia	2.3116940	2	2
Sierra Leone	2.2626995	2	2
Zambia	2.0649128	2	2
South Sudan	2.0399201	2	2
Nigeria	1.9575776	NA	NA
Malawi	1.8199541	2	2
Lesotho	1.7029294	2	2
Benin	1.4714784	NA	NA
Zimbabwe	1.4086831	1	1
Rwanda	1.3729543	1	1
Mali	1.3072862	1	1
Ethiopia	1.0550741	1	1
Democratic Republic of the Congo	1.0259541	1	1
Togo	1.0216636	1	1
Gambia	0.5789215	0	1
Chad	0.5743729	1	1
Burkina Faso	0.5397049	1	1
Mozambique	0.5278689	1	1
Niger	0.4999343	0	1
Eritrea	0.4148760	0	0
Burundi	0.3024506	0	0
Angola	0.2635528	0	0
Uganda	0.2516201	NA	NA
United Republic of Tanzania	0.0903791	0	0

Cumulative deaths

Country	Cum. reported deaths	95%CI lower	95%CI upper
South Africa	5940	NA	NA
Algeria	1111	1055	1165
Nigeria	813	760	860
Cameroon	382	348	414
Kenya	260	NA	NA
Democratic Republic of the Congo	196	172	218
Ethiopia	188	165	211
Senegal	177	155	199
Mauritania	155	133	177
Ghana	153	133	174
Zambia	128	109	147
Mali	123	104	142
Cote d'Ivoire	93	77	108
Malawi	76	61	90
Chad	75	61	89
Liberia	70	57	83
Madagascar	69	56	82
Niger	69	56	82
Sierra Leone	66	53	80
Central African Republic	57	45	70
Burkina Faso	53	NA	NA
Congo	51	NA	NA
Gabon	47	36	58
South Sudan	45	NA	NA
Equatorial Guinea	41	31	51
Guinea	41	NA	NA
Benin	34	NA	NA
Angola	33	24	43
Guinea-Bissau	26	18	35
Zimbabwe	26	NA	NA
Eswatini	25	17	33
Cabo Verde	21	14	28
United Republic of Tanzania	21	14	29
Togo	16	10	23
Sao Tome and Principe	14	NA	NA
Mozambique	11	6	17
Mauritius	10	5	15
Comoros	7	3	12
Namibia	7	3	12
Lesotho	6	2	10
Gambia	5	1	9
Rwanda	5	2	9
Botswana	1	0	3
Burundi	1	0	3
Eritrea	0	0	0
Seychelles	0	0	0
Uganda	0	0	0

Cumulative deaths per 10,000 populations

Country	Cum. reported deaths per 10k pop	95%CI lower	95%CI upper
South Africa	1.0280441	NA	NA
Sao Tome and Principe	0.6634191	NA	NA
Cabo Verde	0.3861948	0	1
Mauritania	0.3520072	0	0
Equatorial Guinea	0.3132224	0	0
Algeria	0.2630929	0	0
Gabon	0.2217740	0	0
Eswatini	0.1828822	0	0
Cameroon	0.1514897	0	0
Liberia	0.1452590	0	0
Guinea-Bissau	0.1387178	0	0
Central African Republic	0.1221504	0	0
Senegal	0.1116412	0	0
Congo	0.0972473	NA	NA
Sierra Leone	0.0862728	0	0
Comoros	0.0841021	0	0
Mauritius	0.0790325	0	0
Zambia	0.0737675	0	0
Mali	0.0644732	0	0
Ghana	0.0513990	0	0
Kenya	0.0505905	NA	NA
Chad	0.0484567	0	0
Malawi	0.0418887	0	0
Nigeria	0.0415061	0	0
South Sudan	0.0409988	NA	NA
Cote d'Ivoire	0.0370973	0	0
Guinea	0.0330264	NA	NA
Niger	0.0307446	0	0
Benin	0.0296037	NA	NA
Namibia	0.0285918	0	0
Lesotho	0.0284612	0	0
Burkina Faso	0.0268334	NA	NA
Madagascar	0.0262733	0	0
Democratic Republic of the Congo	0.0233144	0	0
Gambia	0.0219288	0	0
Togo	0.0202812	0	0
Zimbabwe	0.0180068	NA	NA
Ethiopia	0.0172122	0	0
Angola	0.0107109	0	0
Botswana	0.0044363	0	0
Rwanda	0.0040644	0	0
Mozambique	0.0037293	0	0
United Republic of Tanzania	0.0037288	0	0
Burundi	0.0008948	0	0
Eritrea	0.0000000	0	0
Seychelles	0.0000000	0	0
Uganda	0.0000000	0	0

Weekly Ratio (cases)

Country	Weekly Ratio	95%CI lower	95%CI upper
Gambia	68.0000000	9.4418179	489.7361964
Sao Tome and Principe	25.3846154	14.5841181	44.1835903
Niger	11.5000000	2.7112665	48.7779422
Gabon	9.0985915	7.1210905	11.6252375
Zimbabwe	4.6323529	3.9818592	5.3891141
Zambia	3.3505155	2.9913639	3.7527878
Botswana	2.6235294	2.0435248	3.3681542
Ethiopia	2.0299601	1.9083315	2.1593407
Comoros	2.0000000	0.8559377	4.6732375
Ghana	1.6265337	1.5491093	1.7078278
Togo	1.4666667	1.0040877	2.1423537
Angola	1.3111111	1.0799510	1.5917503
Kenya	1.3043319	1.2408243	1.3710898
Eswatini	1.2792023	1.1124803	1.4709101
Benin	1.2752809	1.0480577	1.5517671
Madagascar	1.2583661	1.1871616	1.3338415
Namibia	1.2043597	1.0486798	1.3831507
Algeria	1.1987142	1.1455350	1.2543622
Eritrea	1.1176471	0.5809339	2.1502187
Cote d'Ivoire	1.1063275	1.0324899	1.1854454
Democratic Republic of the Congo	1.0868545	0.9528489	1.2397061
Cabo Verde	1.0745763	0.9170139	1.2592112
Congo	1.0726257	0.9536459	1.2064497
Senegal	1.0561798	0.9532952	1.1701682
Rwanda	1.0539419	0.8836322	1.2570768
South Sudan	1.0461538	0.7446260	1.4697819
Malawi	1.0238095	0.9205603	1.1386391
Nigeria	1.0187032	0.9752705	1.0640702
South Africa	0.9712331	0.9620496	0.9805043
Mauritania	0.9453441	0.8330115	1.0728249
Mozambique	0.8764479	0.7333886	1.0474132
Lesotho	0.8442623	0.6494937	1.0974377
Central African Republic	0.8379447	0.6981651	1.0057094
Guinea	0.8134715	0.7203175	0.9186726
Mali	0.8133333	0.5801046	1.1403306
Burkina Faso	0.8000000	0.4867064	1.3149612
Sierra Leone	0.7500000	0.5409931	1.0397545
Uganda	0.4848485	0.3178669	0.7395488
Liberia	0.4461538	0.3273965	0.6079884
Burundi	0.4166667	0.2808892	0.6180770
Cameroon	0.4075372	0.3658771	0.4539410
Chad	0.3333333	0.1075049	1.0335446
Guinea-Bissau	0.1970803	0.1304396	0.2977674
Mauritius	0.0000000	0.0000000	NA
Seychelles	0.0000000	0.0000000	NA
Equatorial Guinea	NA	NA	NA
United Republic of Tanzania	NA	NA	NA

Weekly Ratio (deaths)

Country	Weekly Ratio	95%CI lower	95%CI upper
Central African Republic	4.0000000	0.4470646	35.7890142
South Sudan	4.0000000	0.4470646	35.7890142
Congo	3.0000000	0.3120472	28.8417890
Madagascar	2.6000000	1.2538104	5.3915649
Namibia	2.5000000	0.4850211	12.8860378
Cabo Verde	2.0000000	0.1813452	22.0573775
Mali	2.0000000	0.1813452	22.0573775
Mozambique	2.0000000	0.1813452	22.0573775
Sao Tome and Principe	2.0000000	0.1813452	22.0573775
Senegal	2.0000000	1.0001826	3.9992699
Sierra Leone	2.0000000	0.1813452	22.0573775
Malawi	1.8333333	1.0323355	3.2558320
South Africa	1.7473561	1.6061759	1.9009457
Lesotho	1.5000000	0.2506339	8.9772368
Ethiopia	1.4285714	0.8813730	2.3154967
Ghana	1.4000000	0.6218572	3.1518492
Cameroon	1.3000000	0.5700362	2.9647238
Kenya	1.2750000	0.8428073	1.9288218
Angola	1.2000000	0.3662213	3.9320483
Benin	1.2000000	0.3662213	3.9320483
Zambia	1.1500000	0.7527854	1.7568087
Algeria	1.1451613	0.8145312	1.6099989
Rwanda	1.0000000	0.0625457	15.9883220
Eswatini	0.8333333	0.2543204	2.7305891
Guinea	0.7500000	0.1678547	3.3511134
Nigeria	0.6973684	0.4910554	0.9903622
Cote d'Ivoire	0.6666667	0.2372892	1.8730078
Democratic Republic of the Congo	0.6250000	0.2044615	1.9105063
Zimbabwe	0.5454545	0.2017202	1.4749172
Mauritania	0.4285714	0.1646917	1.1152563
Liberia	0.1600000	0.0556834	0.4597423
Chad	0.0000000	0.0000000	NA
Guinea-Bissau	0.0000000	0.0000000	NA
Botswana	NA	NA	NA
Burkina Faso	NA	NA	NA
Burundi	NA	NA	NA
Comoros	NA	NA	NA
Equatorial Guinea	NA	NA	NA
Eritrea	NA	NA	NA
Gabon	NA	NA	NA
Gambia	NA	NA	NA
Mauritius	NA	NA	NA
Niger	NA	NA	NA
Seychelles	NA	NA	NA
Togo	NA	NA	NA
Uganda	NA	NA	NA
United Republic of Tanzania	NA	NA	NA