

COVID-19 situation report for WHO Africa Region
17/07/2020

Produced by the TIBA COVID-19 Pandemic Response Unit



Contents

(Click to access)

Section 1: Overview of WHO Africa Region 16/07/2020	4
Overview	4
Methods	5
Summary maps	6
Section 2: Individual country situations	7
Algeria	8
Angola	9
Benin	10
Botswana	11
Burkina Faso	12
Burundi	13
Cabo Verde	14
Cameroon	15
Central African Republic	16
Chad	17
Comoros	18
Congo	19
Cote d'Ivoire	20
Democratic Republic of the Congo	21
Equatorial Guinea	22
Eritrea	23
Eswatini	24
Ethiopia	25
Gabon	26
Gambia	27
Ghana	28
Guinea	29
Guinea-Bissau	30
Kenya	31

Lesotho	32
Liberia	33
Madagascar	34
Malawi	35
Mali	36
Mauritania	37
Mauritius	38
Mozambique	39
Namibia	40
Niger	41
Nigeria	42
Rwanda	43
Sao Tome and Principe	44
Senegal	45
Seychelles	46
Sierra Leone	47
South Africa	48
South Sudan	49
Togo	50
Uganda	51
United Republic of Tanzania	52
Zambia	53
Zimbabwe	54
Appendix	55
Data	55
Sources and access	55
Weekly Ratio calculations	55
Caveats	55
Extended Data tables	56
Cumulative reported cases	56
Cumulative reported cases per 10,000 population	57
Cumulative deaths	58
Cumulative deaths per 10,000 populations	59
Weekly Ratio (cases)	60
Weekly Ratio (deaths)	61

Section 1: Overview of WHO Africa Region 16/07/2020

Overview



Total Reported Cases
520052

Total Reported Deaths
8779

Methods

We compare the size and rate of increase of the COVID-19 epidemic across the countries included in WHO Africa Region.

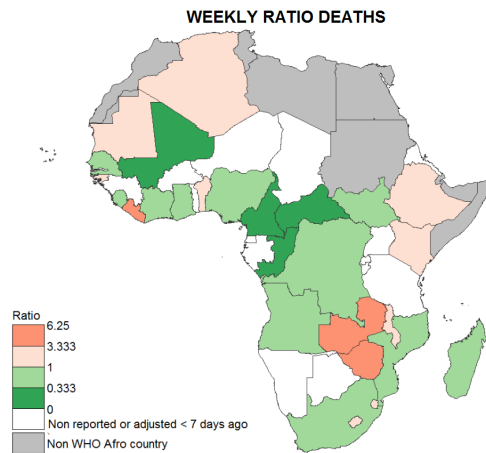
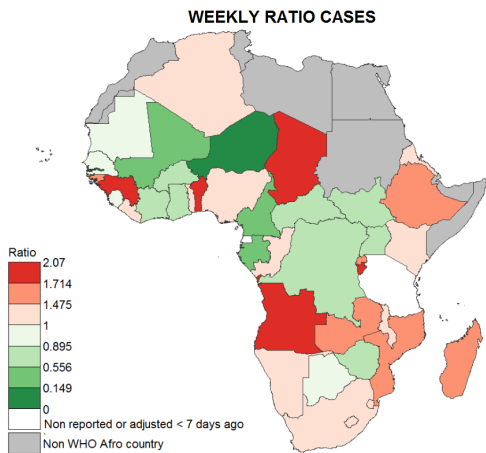
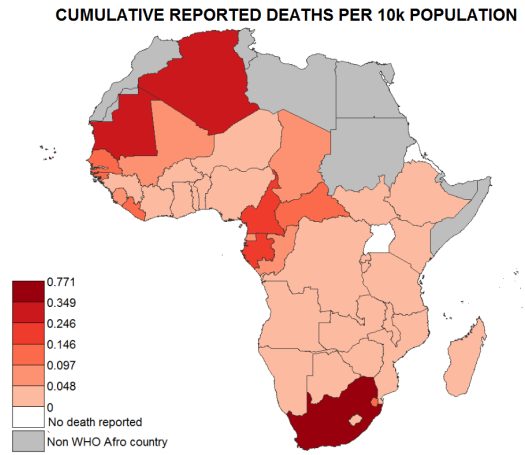
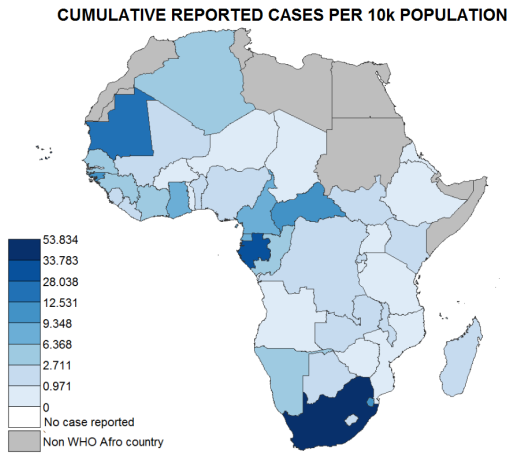
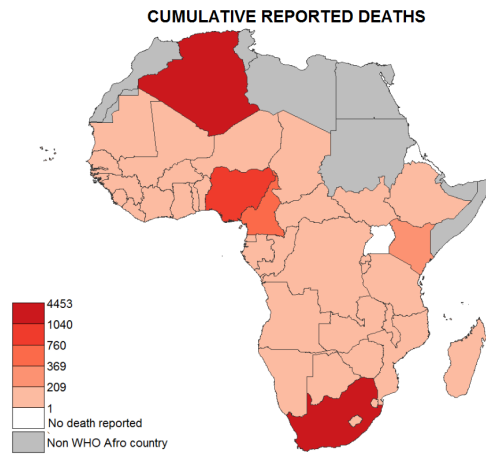
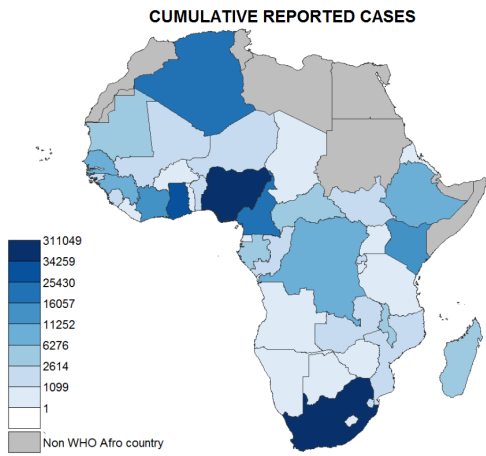
The maps below summarise the in-country situations:

- Top row: cumulative reported cases (left) and deaths (right).
- Middle row: cumulative reported cases (left) and deaths (right) per 10,000 population on a log10 scale.
- Bottom row: weekly ratios for new cases and new deaths. The higher the weekly ratio, the faster an epidemic is growing. A weekly ratio of 1 represents stable growth (i.e. the number of cases or deaths in the past 7 days was the same as the 7 days before). A value between 1 and 0 indicates that an epidemic is in decline. See methods for more details.

Caveats:

- Colour scales are non-linear and are re-calibrated every week.
- WHO African region countries shaded in white either have no reported deaths/cases or, for weekly ratio calculations, have reduced their cumulative total cases/deaths in the last 14 days due to retrospective changes in reporting procedures.
- Doubling times have been replaced by weekly ratios because some countries are moving out of the exponential phase of the epidemic.

Summary maps



Section 2: Individual country situations

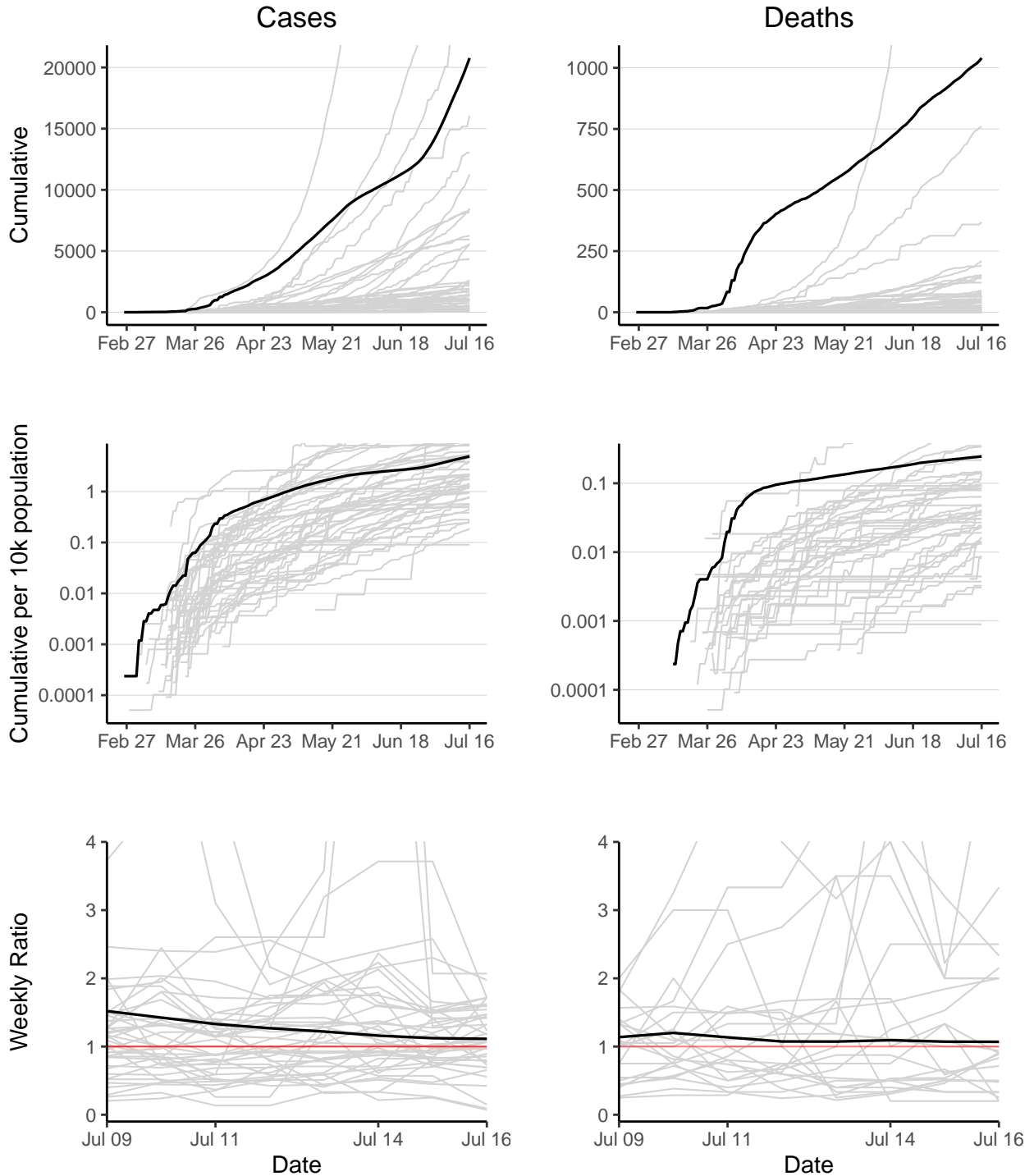
As of 16/07/2020, each panel below shows for each country:

- Top row: cumulative reported cases (left) and deaths (right).
- Middle row: cumulative reported cases (left) and deaths (right) per 10,000 population on a log10 scale.
- Bottom row: weekly ratio of the number of new cases (left) and deaths (right) calculated for each of the past 7 days leading up to 16/07/2020.

Caveats;

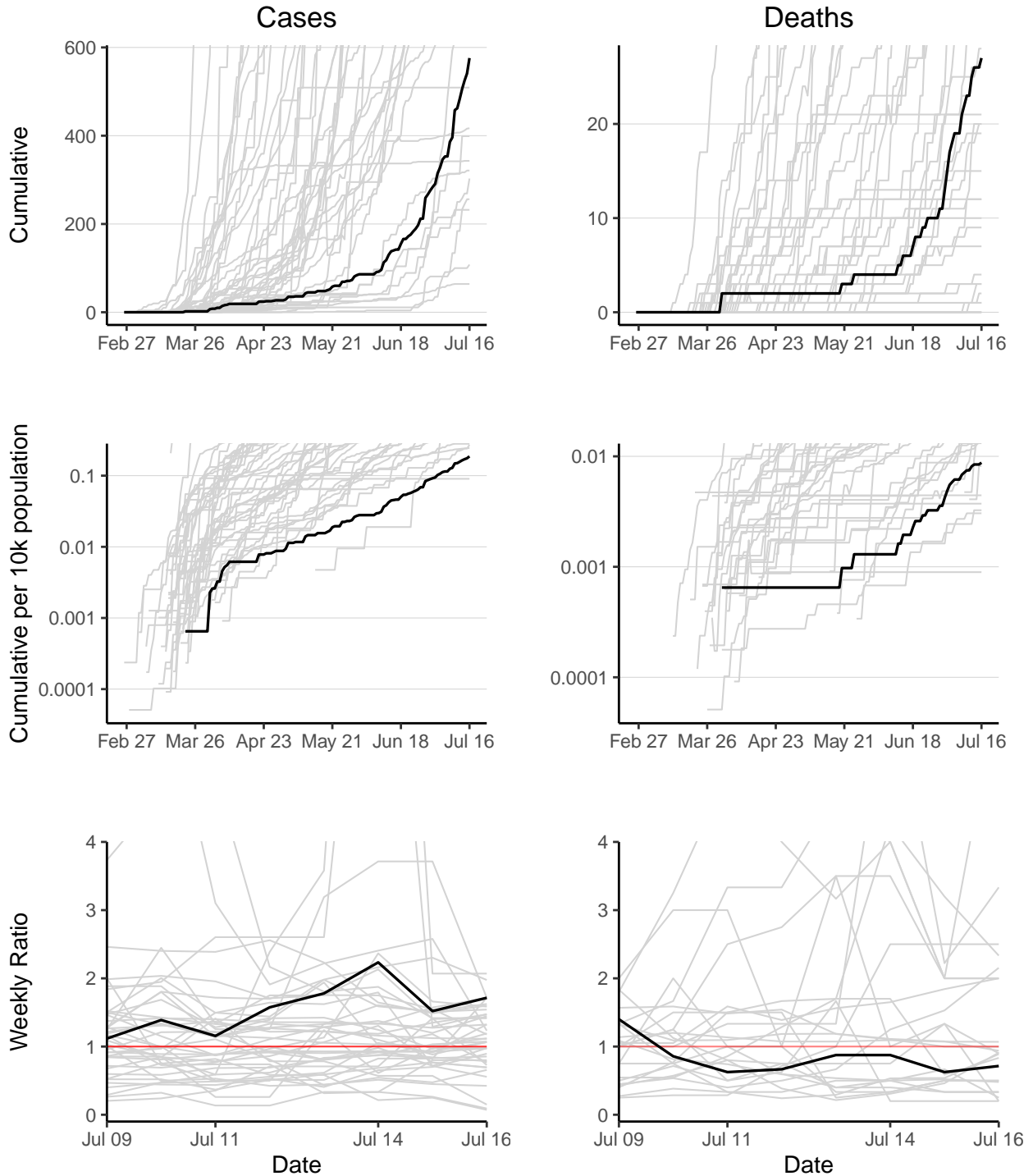
- Retrospective changes in reporting policy may cause cumulative deaths/cases counts to drop as described in WHO Sit Rep Number 105, published on 04/05/2020.

Algeria



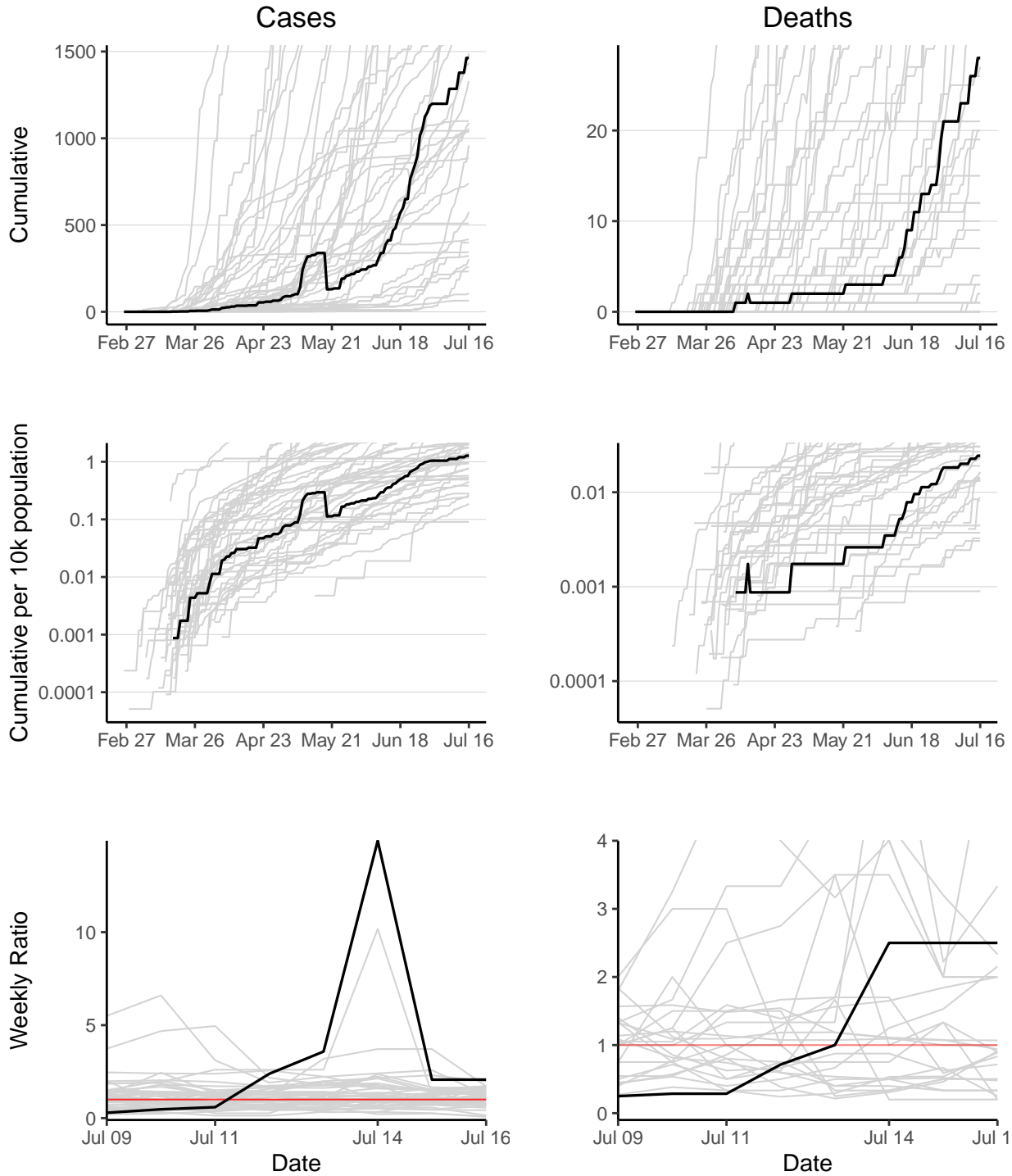
Algeria has 20770 reported case(s) (4th in the region) and 1040 reported death(s) (2nd). Cumulative counts per 10,000 population of reported cases and deaths are 4.9 (16th) and 0.25 (5th) respectively. The weekly ratio of reported cases over the last 2 weeks is 1.1 (22nd). The weekly ratio of reported deaths over the last 2 weeks is 1.1 (22nd).

Angola



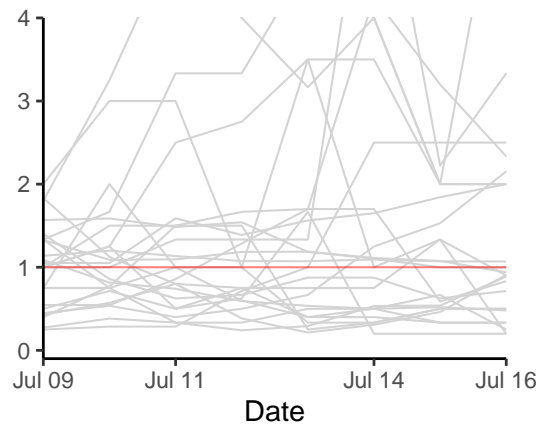
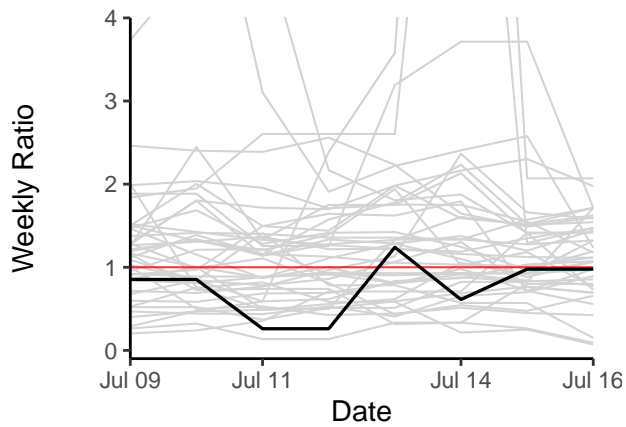
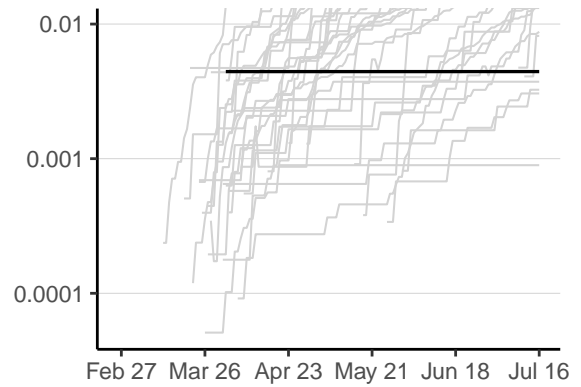
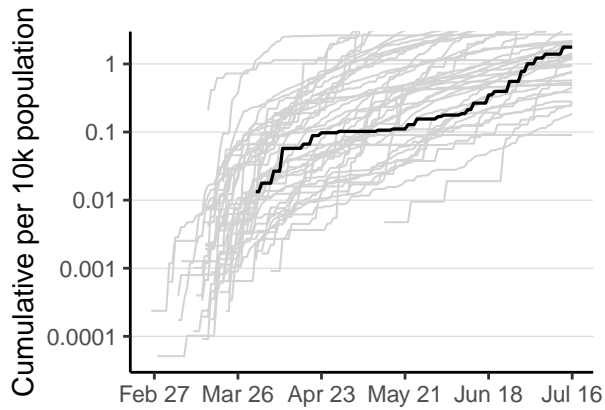
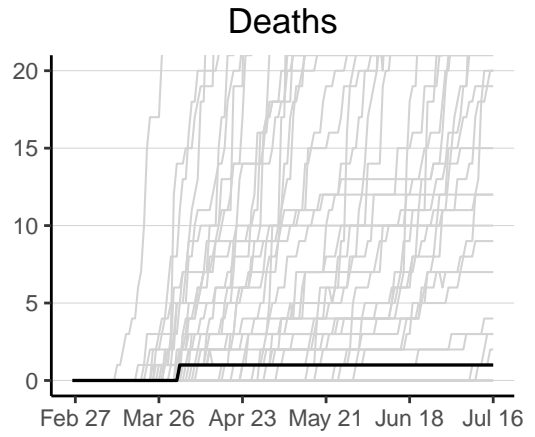
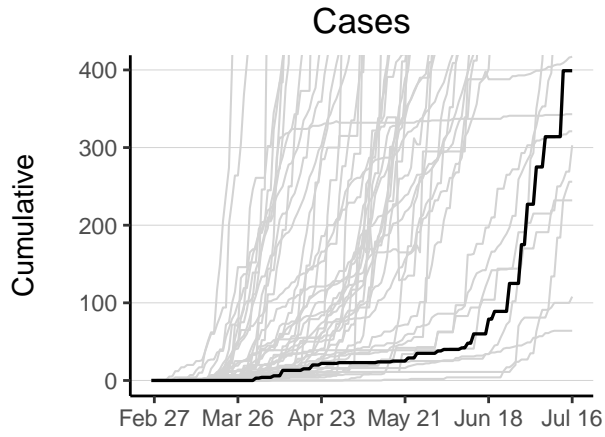
Angola has 576 reported case(s) (37th in the region) and 27 reported death(s) (27th). Cumulative counts per 10,000 population of reported cases and deaths are 0.19 (46th) and 0.0088 (38th) respectively. The weekly ratio of reported cases over the last 2 weeks is 1.7 (3rd). The weekly ratio of reported deaths over the last 2 weeks is 0.71 (14th).

Benin



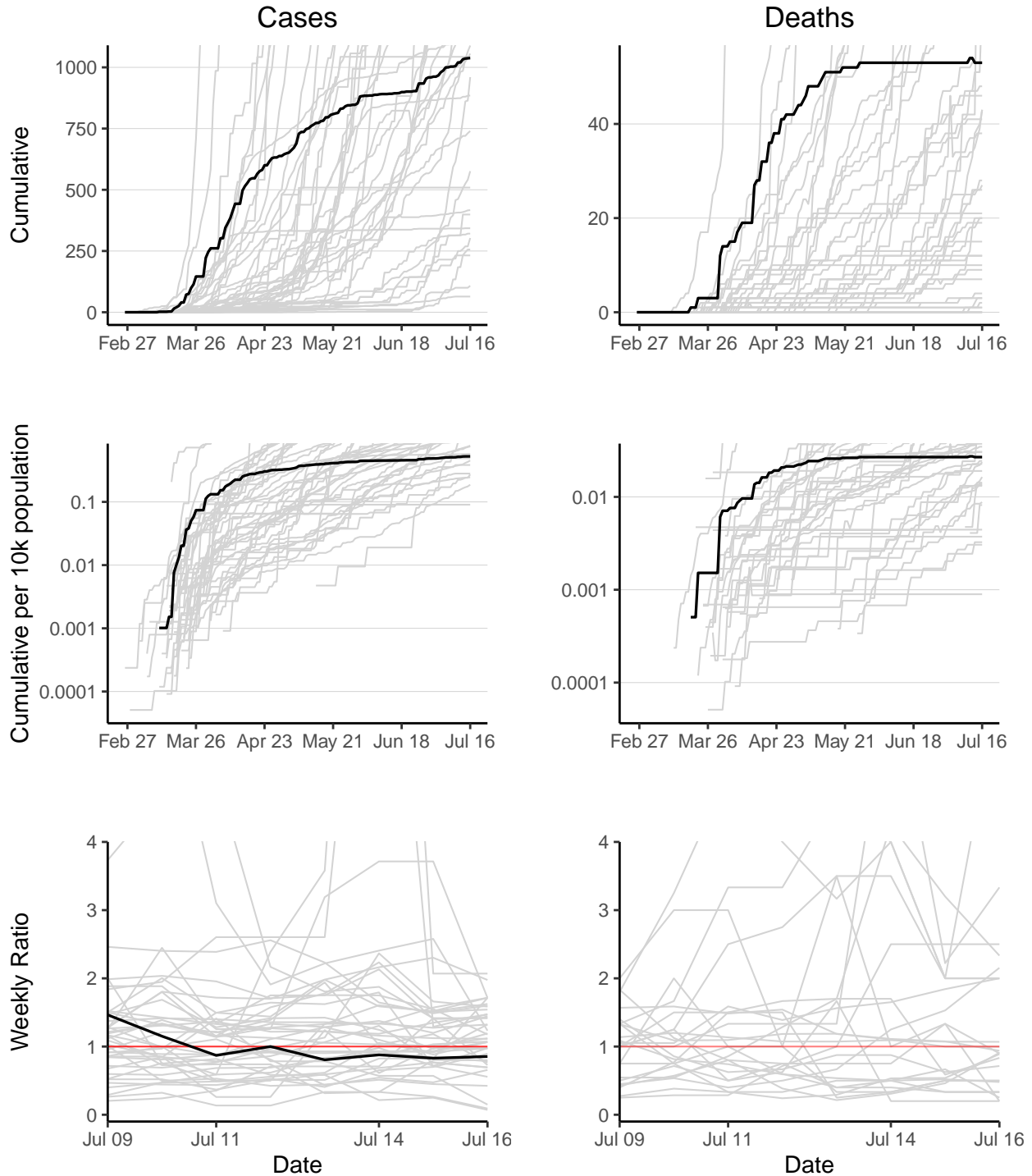
Benin has 1463 reported case(s) (25th in the region) and 28 reported death(s) (26th). Cumulative counts per 10,000 population of reported cases and deaths are 1.3 (31st) and 0.024 (29th) respectively. The weekly ratio of reported cases over the last 2 weeks is 2.1 (1st). The weekly ratio of reported deaths over the last 2 weeks is 2.5 (29th).

Botswana



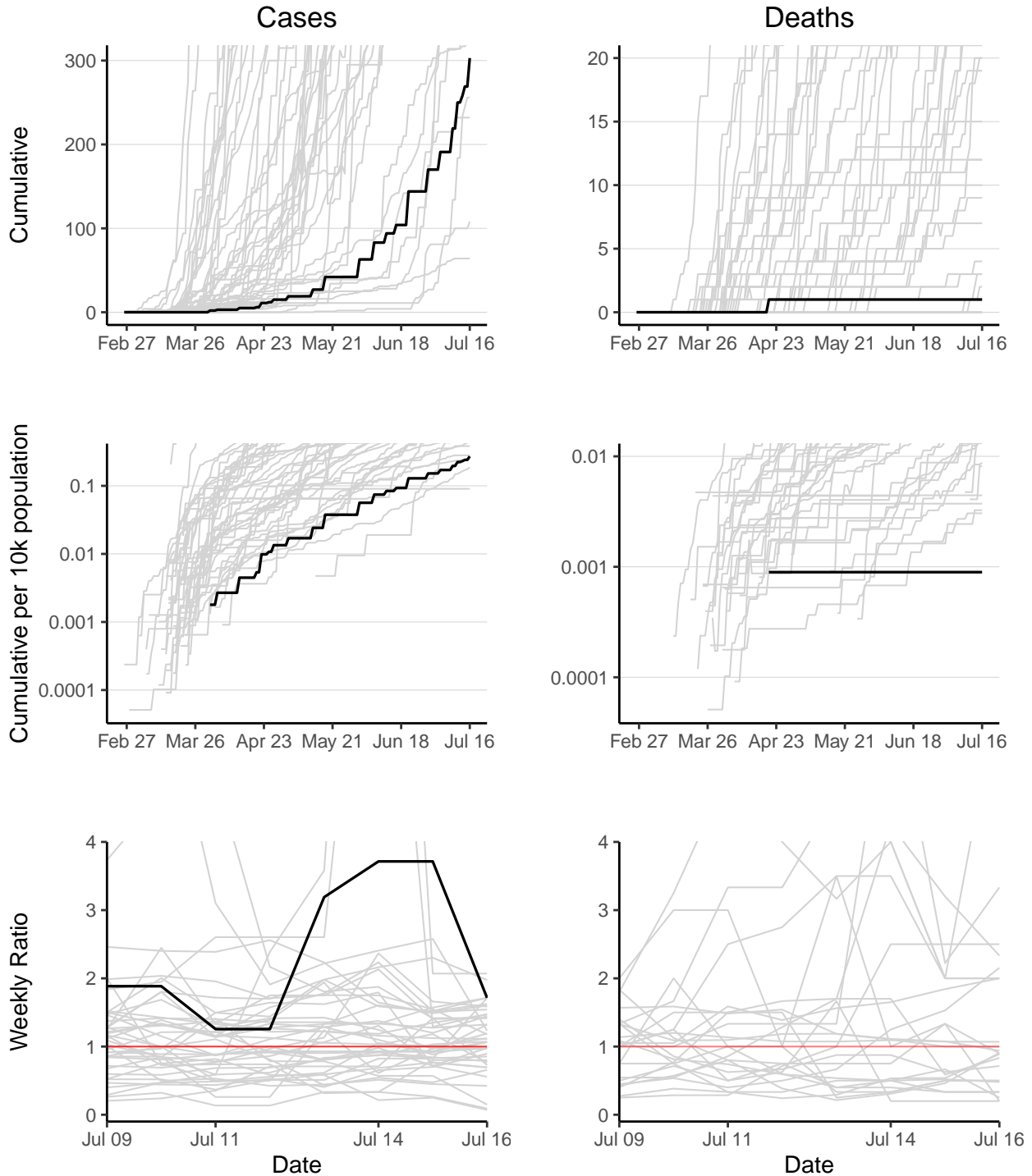
Botswana has 399 reported case(s) (40th in the region) and 1 reported death(s) (43rd). Cumulative counts per 10,000 population of reported cases and deaths are 1.8 (26th) and 0.0044 (40th) respectively. The weekly ratio of reported cases over the last 2 weeks is 0.98 (28th). The weekly ratio of reported deaths cannot be calculated as no new deaths have been reported in one of the last 2 weeks.

Burkina Faso



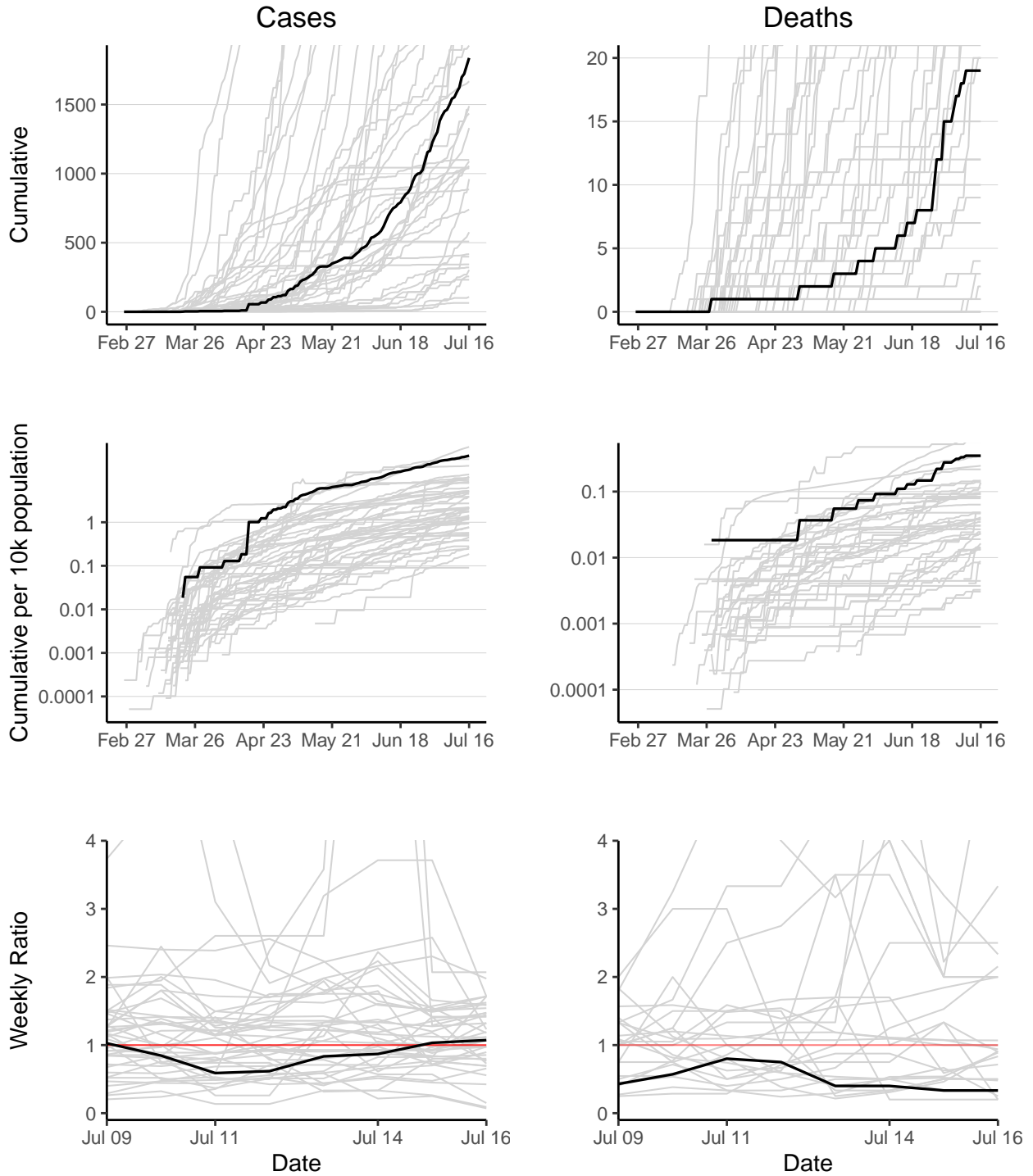
Burkina Faso has 1038 reported case(s) (33rd in the region) and 53 reported death(s) (18th). Cumulative counts per 10,000 population of reported cases and deaths are 0.53 (39th) and 0.027 (28th) respectively. The weekly ratio of reported cases over the last 2 weeks is 0.85 (32nd). The weekly ratio of reported deaths cannot be calculated as no new deaths have been reported in one of the last 2 weeks.

Burundi



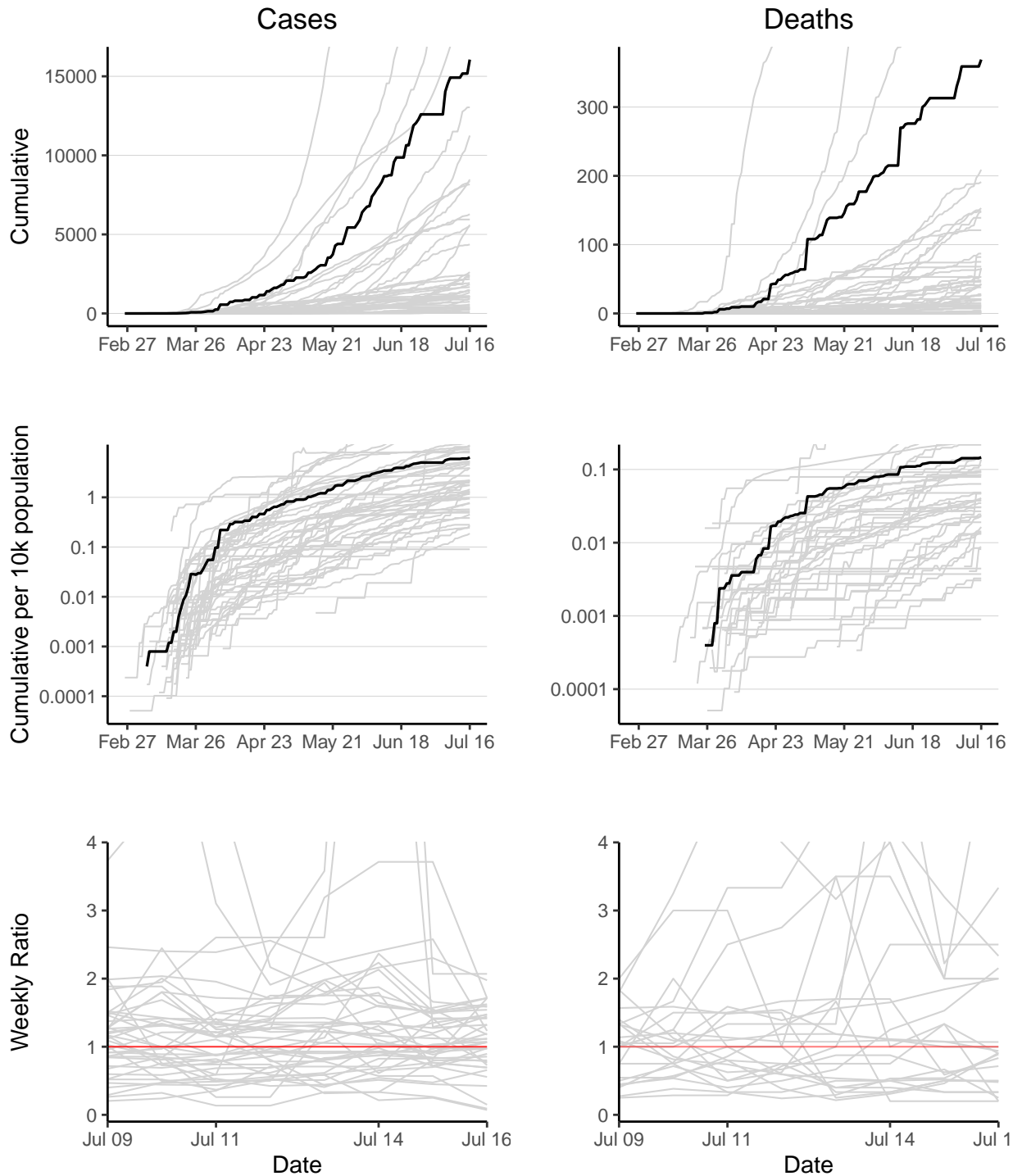
Burundi has 303 reported case(s) (43rd in the region) and 1 reported death(s) (44th). Cumulative counts per 10,000 population of reported cases and deaths are 0.27 (44th) and 0.00089 (44th) respectively. The weekly ratio of reported cases over the last 2 weeks is 1.7 (4th). The weekly ratio of reported deaths cannot be calculated as no new deaths have been reported in one of the last 2 weeks.

Cabo Verde



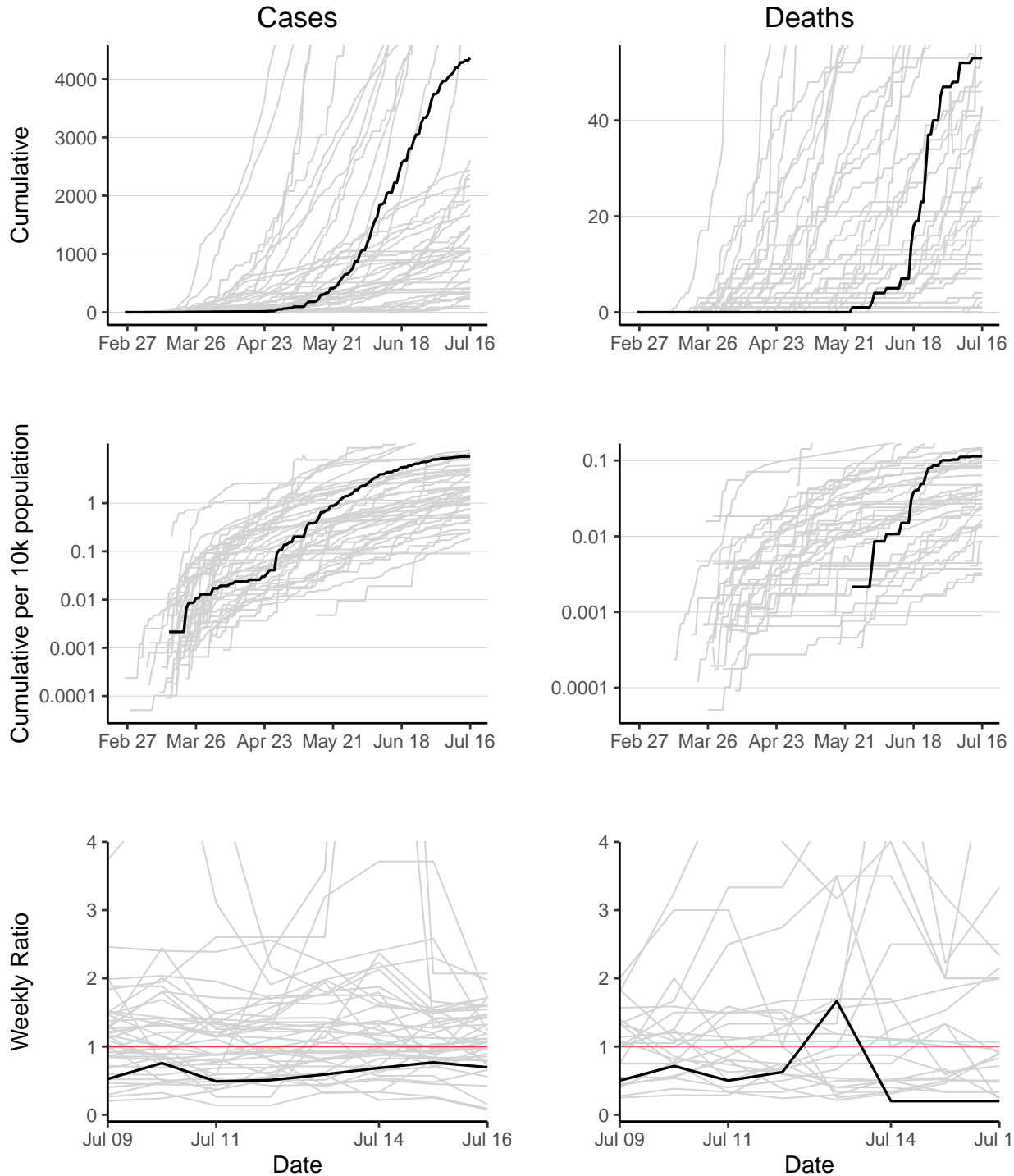
Cabo Verde has 1837 reported case(s) (22nd in the region) and 19 reported death(s) (32nd). Cumulative counts per 10,000 population of reported cases and deaths are 34 (2nd) and 0.35 (3rd) respectively. The weekly ratio of reported cases over the last 2 weeks is 1.1 (24th). The weekly ratio of reported deaths over the last 2 weeks is 0.33 (9th).

Cameroon



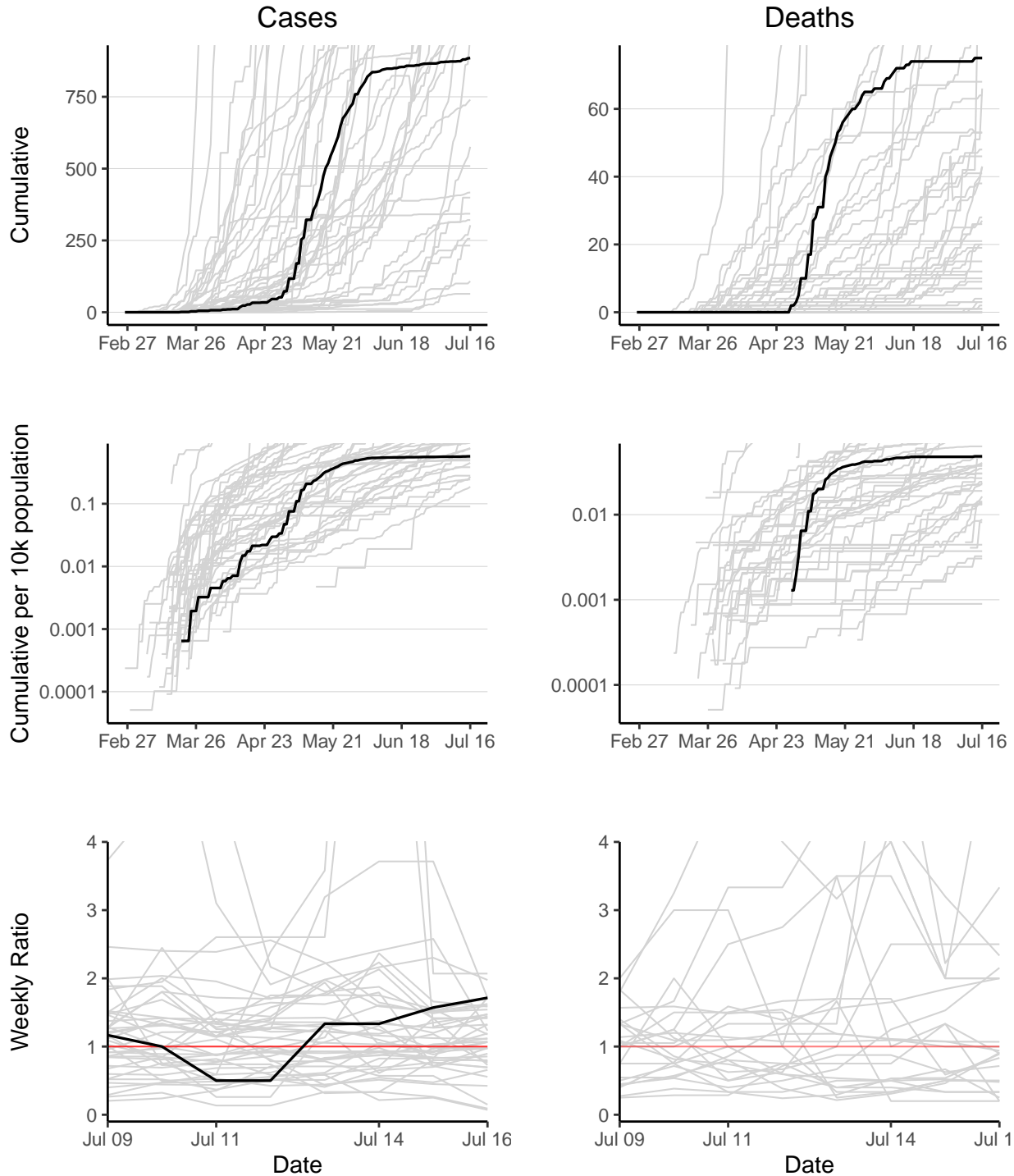
Cameroon has 16057 reported case(s) (5th in the region) and 369 reported death(s) (4th). Cumulative counts per 10,000 population of reported cases and deaths are 6.4 (12th) and 0.15 (7th) respectively. The weekly ratio of reported cases over the last 2 weeks is 0.49 (41st). The weekly ratio of reported deaths over the last 2 weeks is 0.22 (7th).

Central African Republic



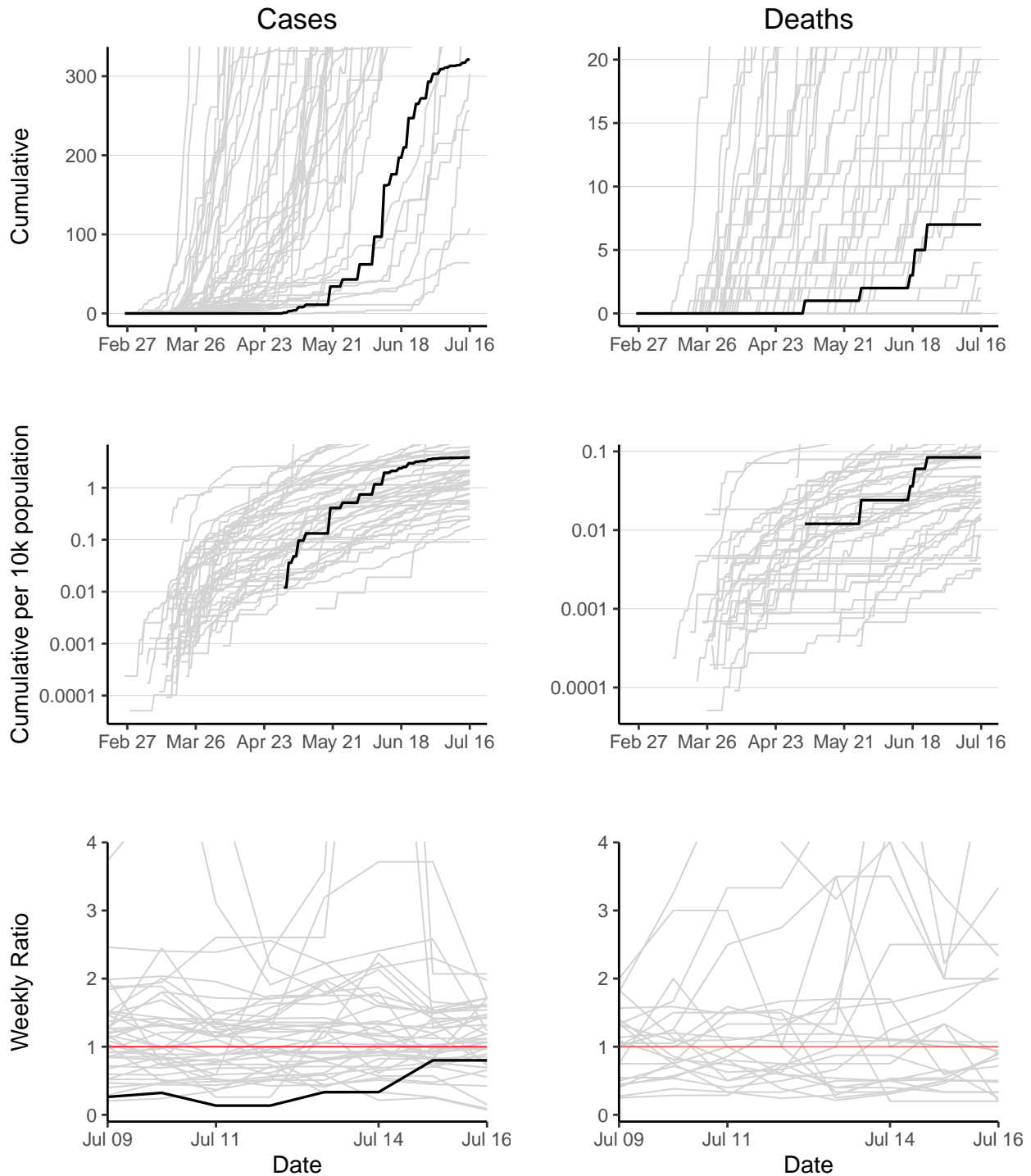
Central African Republic has 4362 reported case(s) (15th in the region) and 53 reported death(s) (19th). Cumulative counts per 10,000 population of reported cases and deaths are 9.3 (9th) and 0.11 (11th) respectively. The weekly ratio of reported cases over the last 2 weeks is 0.7 (37th). The weekly ratio of reported deaths over the last 2 weeks is 0.2 (5th).

Chad



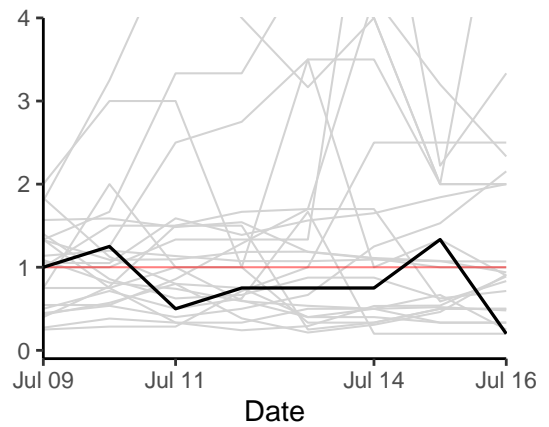
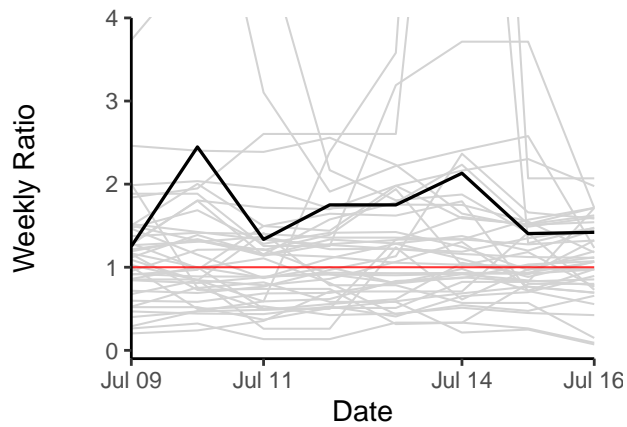
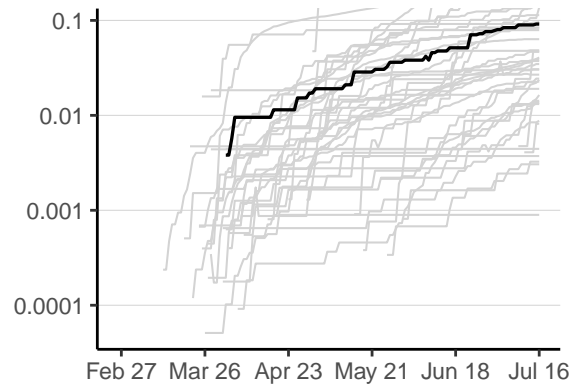
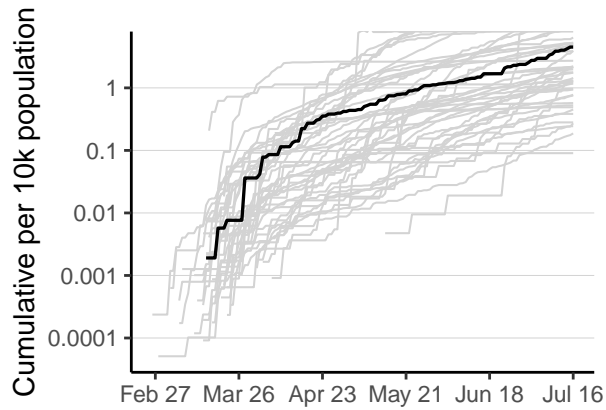
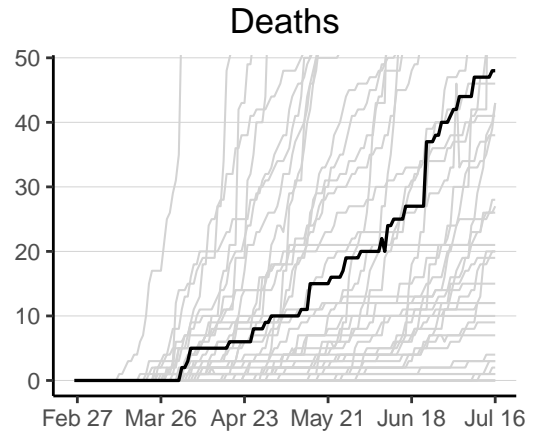
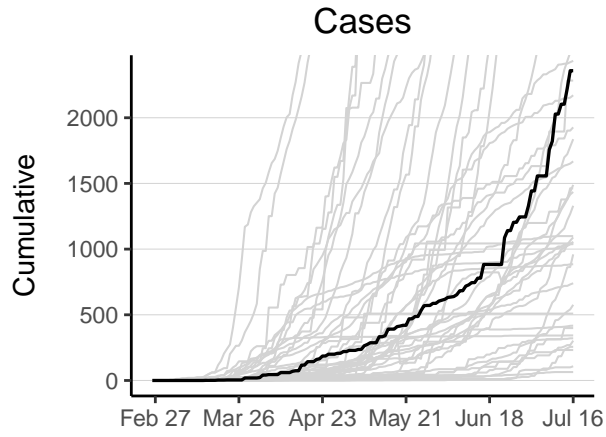
Chad has 885 reported case(s) (35th in the region) and 75 reported death(s) (14th). Cumulative counts per 10,000 population of reported cases and deaths are 0.57 (38th) and 0.048 (19th) respectively. The weekly ratio of reported cases over the last 2 weeks is 1.7 (5th). The weekly ratio of reported deaths cannot be calculated as no new deaths have been reported in one of the last 2 weeks.

Comoros



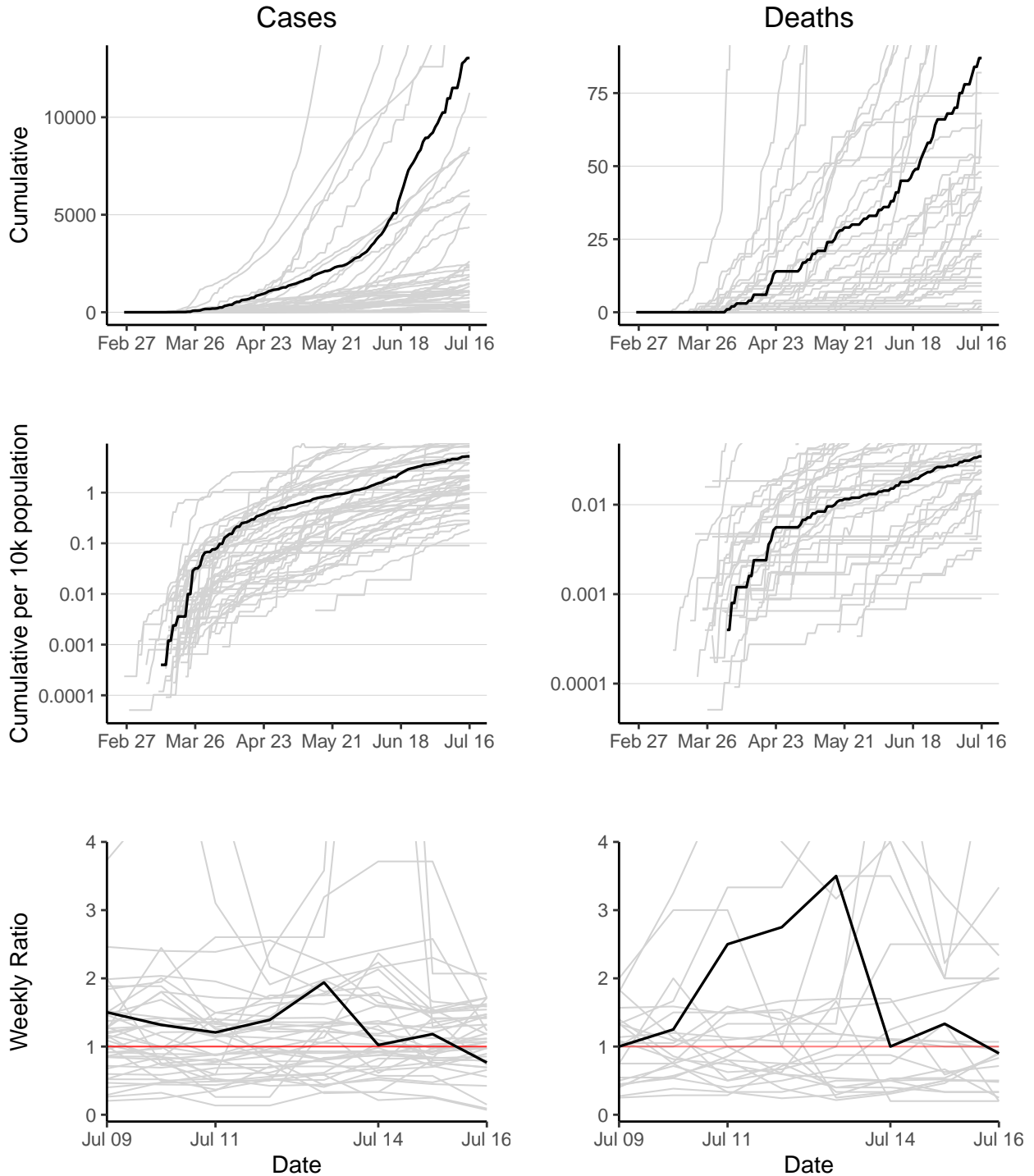
Comoros has 321 reported case(s) (42nd in the region) and 7 reported death(s) (38th). Cumulative counts per 10,000 population of reported cases and deaths are 3.9 (19th) and 0.084 (15th) respectively. The weekly ratio of reported cases over the last 2 weeks is 0.8 (33rd). The weekly ratio of reported deaths cannot be calculated as no new deaths have been reported in one of the last 2 weeks.

Congo



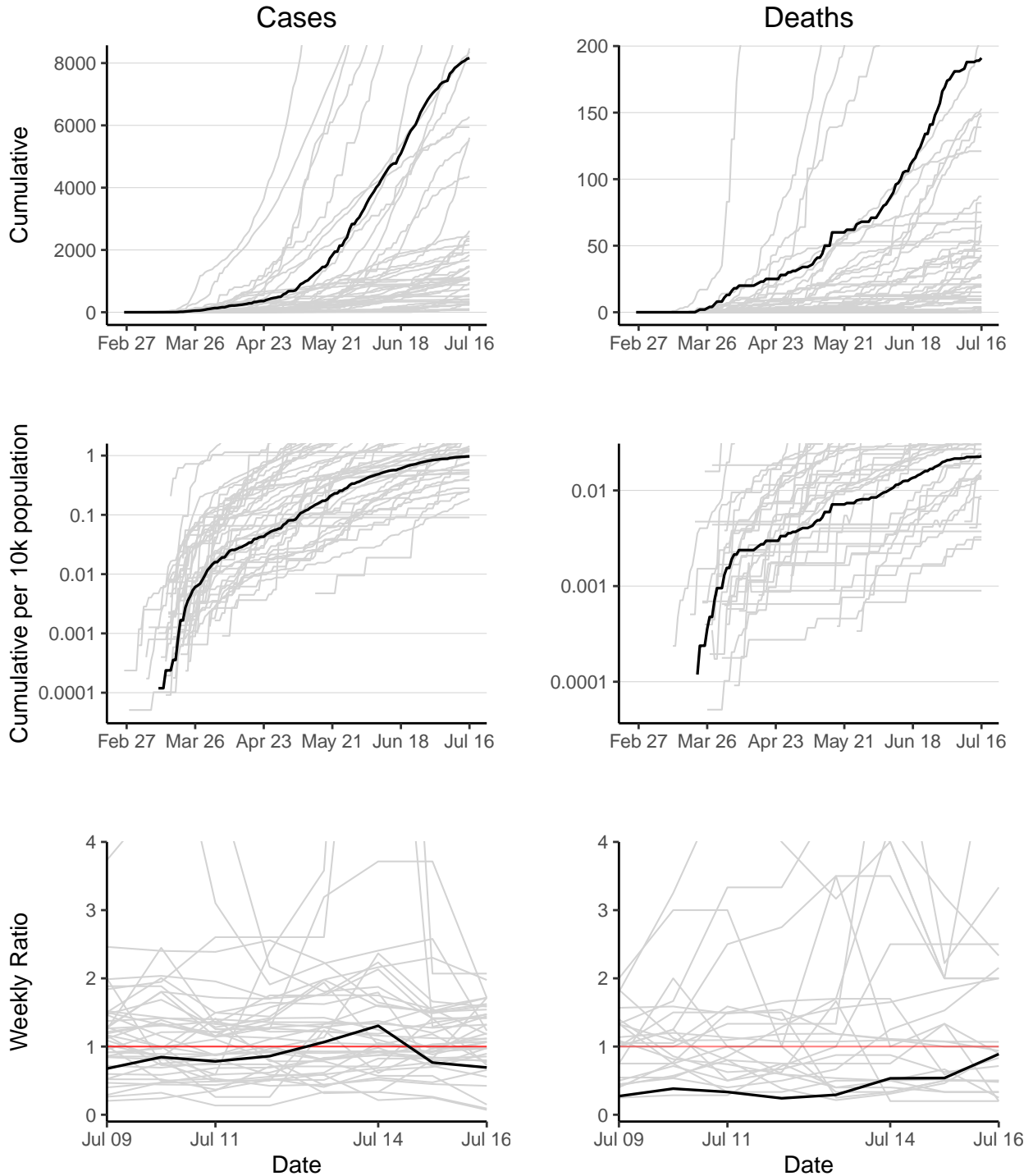
Congo has 2358 reported case(s) (18th in the region) and 48 reported death(s) (20th). Cumulative counts per 10,000 population of reported cases and deaths are 4.5 (17th) and 0.092 (14th) respectively. The weekly ratio of reported cases over the last 2 weeks is 1.4 (14th). The weekly ratio of reported deaths over the last 2 weeks is 0.2 (6th).

Cote d'Ivoire



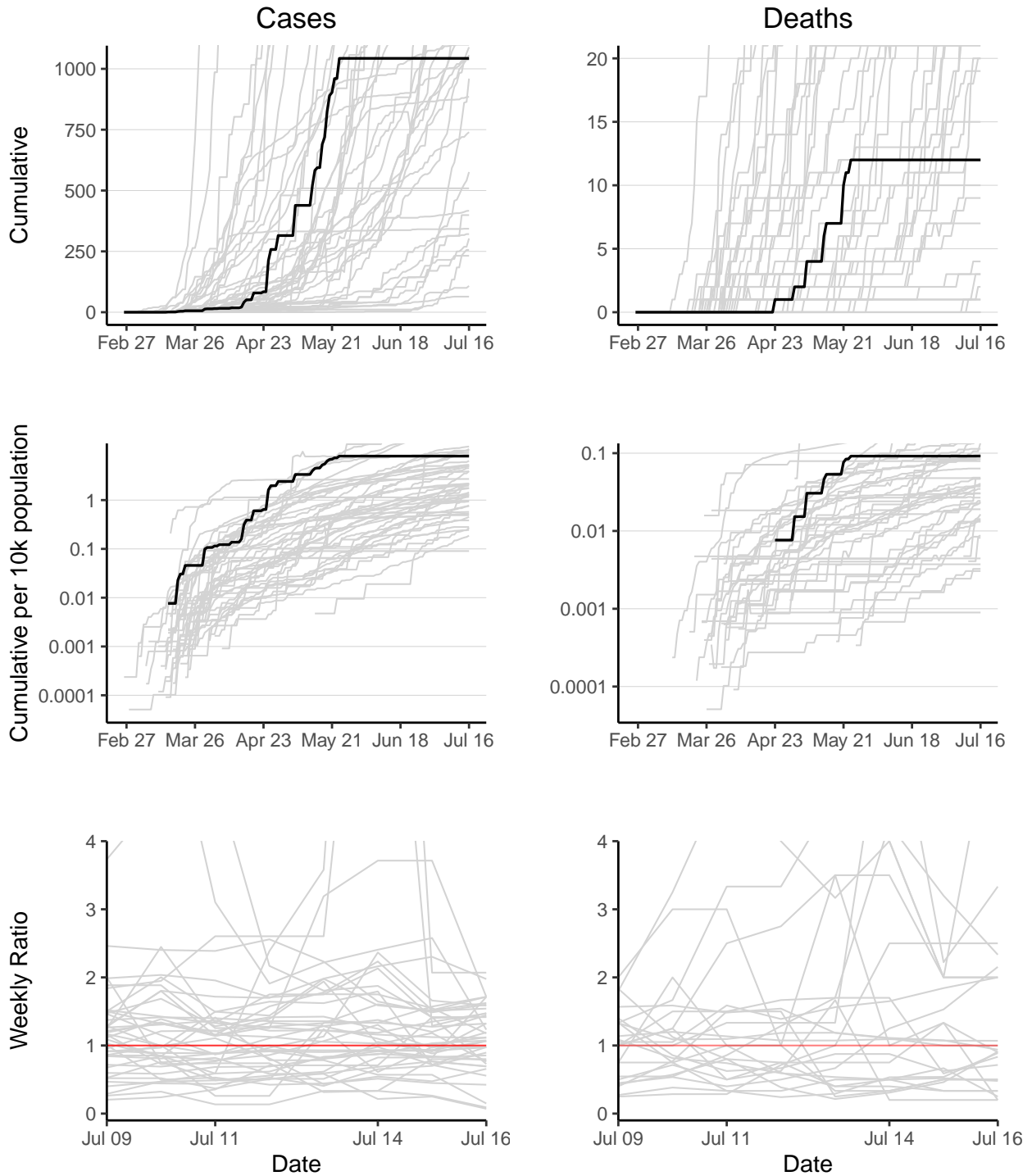
Cote d'Ivoire has 13037 reported case(s) (6th in the region) and 87 reported death(s) (12th). Cumulative counts per 10,000 population of reported cases and deaths are 5.2 (14th) and 0.035 (25th) respectively. The weekly ratio of reported cases over the last 2 weeks is 0.76 (35th). The weekly ratio of reported deaths over the last 2 weeks is 0.9 (17th).

Democratic Republic of the Congo



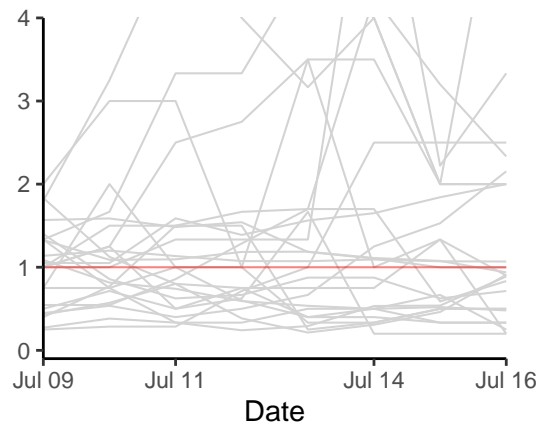
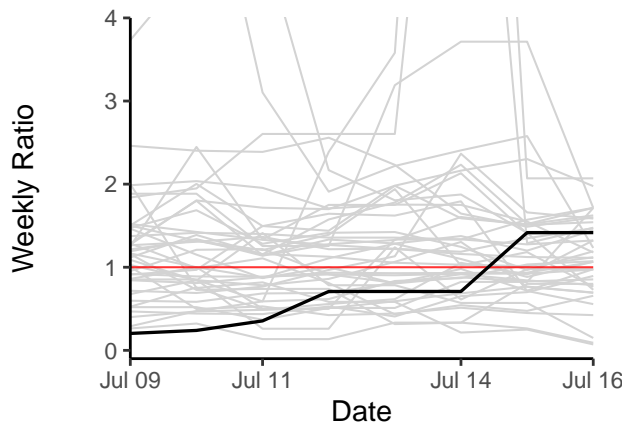
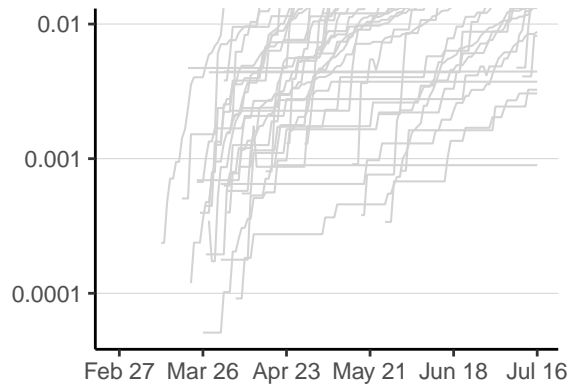
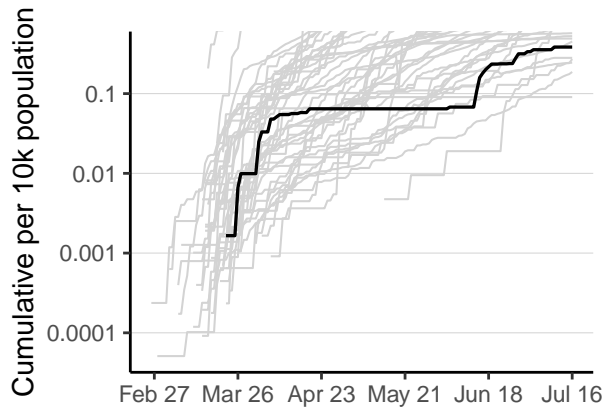
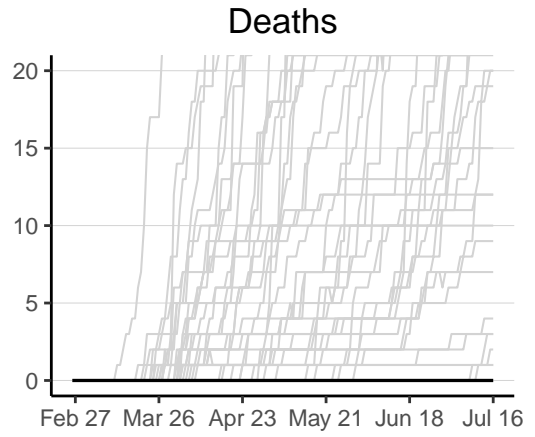
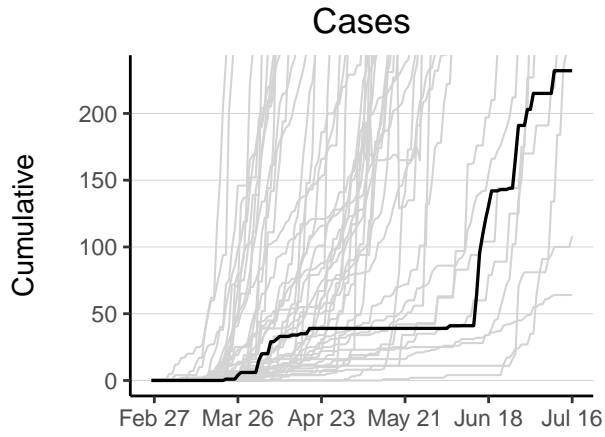
Democratic Republic of the Congo has 8162 reported case(s) (10th in the region) and 191 reported death(s) (6th). Cumulative counts per 10,000 population of reported cases and deaths are 0.97 (34th) and 0.023 (31st) respectively. The weekly ratio of reported cases over the last 2 weeks is 0.69 (38th). The weekly ratio of reported deaths over the last 2 weeks is 0.89 (16th).

Equatorial Guinea



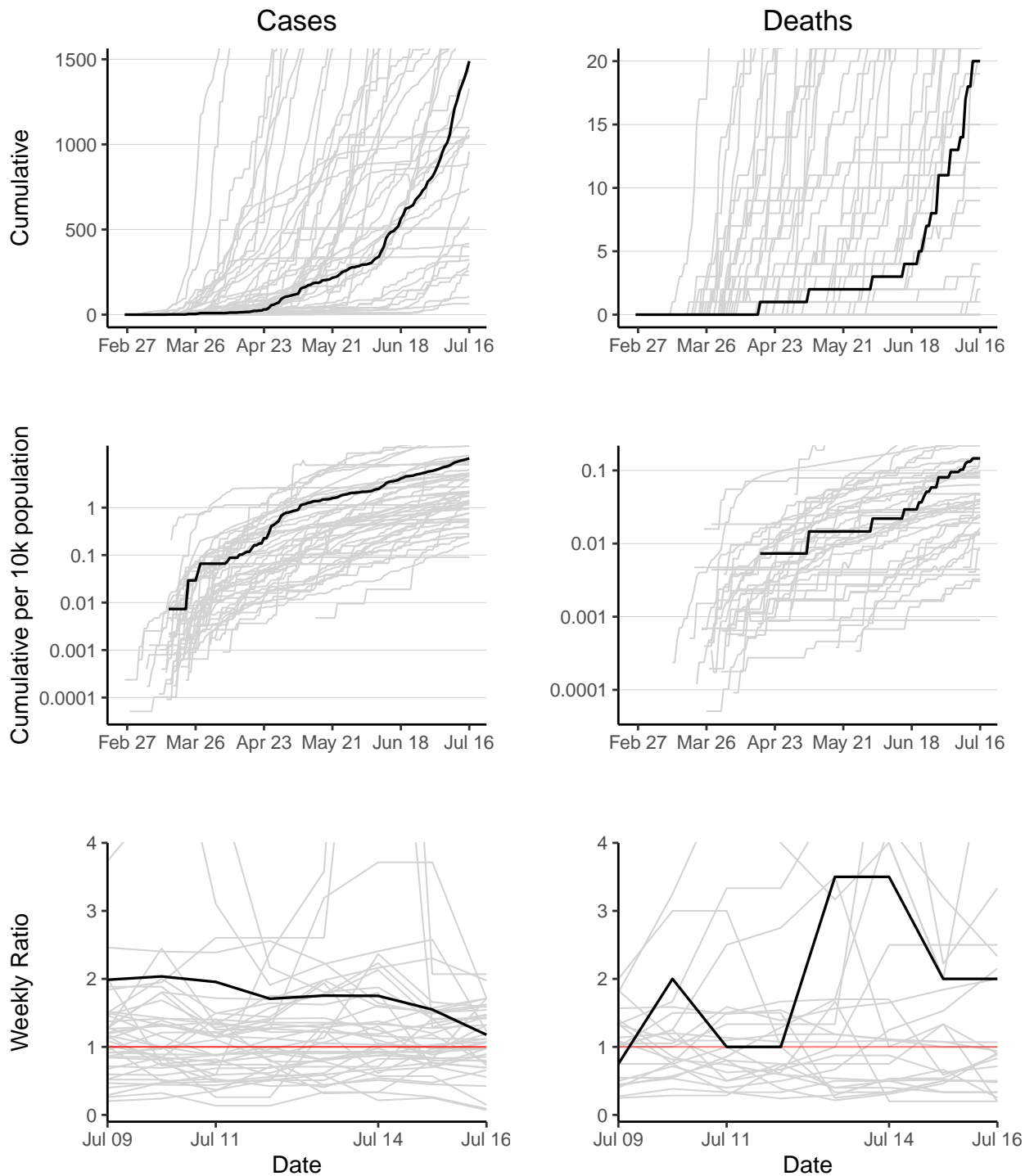
Equatorial Guinea has 1043 reported case(s) (31st in the region) and 12 reported death(s) (34th). Cumulative counts per 10,000 population of reported cases and deaths are 8 (11th) and 0.092 (13th) respectively. The weekly ratio of reported cases cannot be calculated as no new cases have been reported in 1 of the last 2 weeks. The weekly ratio of reported deaths cannot be calculated as no new deaths have been reported in 1 of the last 2 weeks.

Eritrea



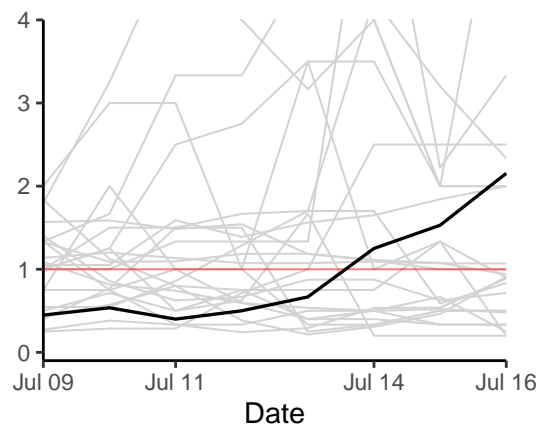
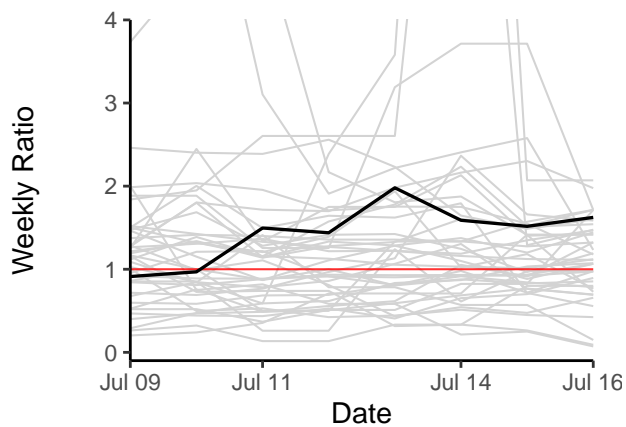
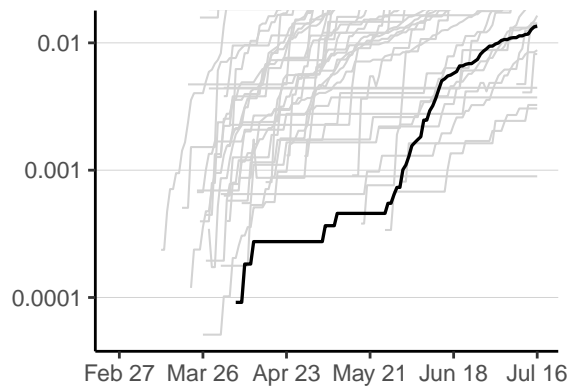
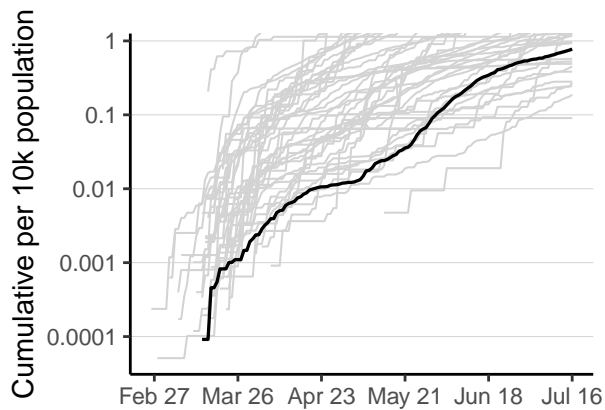
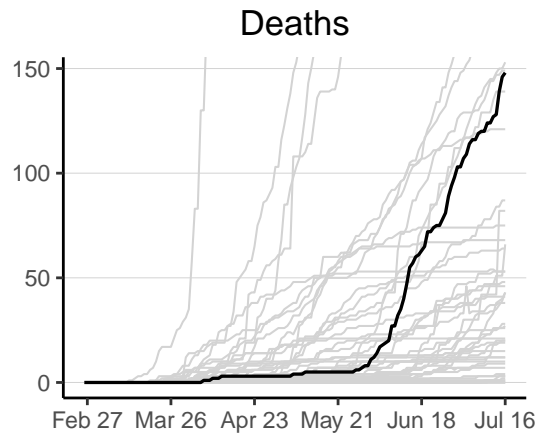
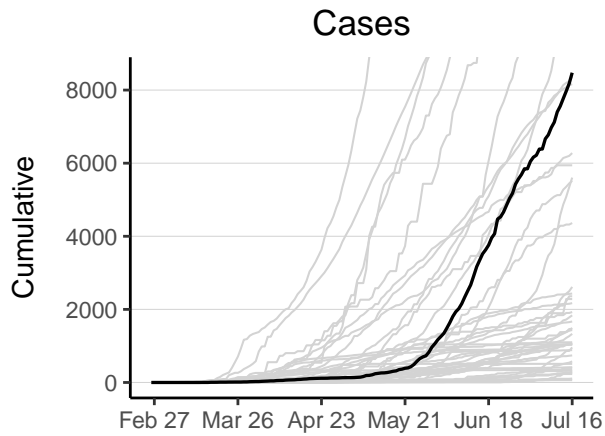
Eritrea has 232 reported case(s) (45th in the region) and 0 reported death(s) (45th). Cumulative counts per 10,000 population of reported cases and deaths are 0.38 (42nd) and 0 (45th) respectively. The weekly ratio of reported cases over the last 2 weeks is 1.4 (15th). The weekly ratio of reported deaths cannot be calculated as no new deaths have been reported in one of the last 2 weeks.

Eswatini



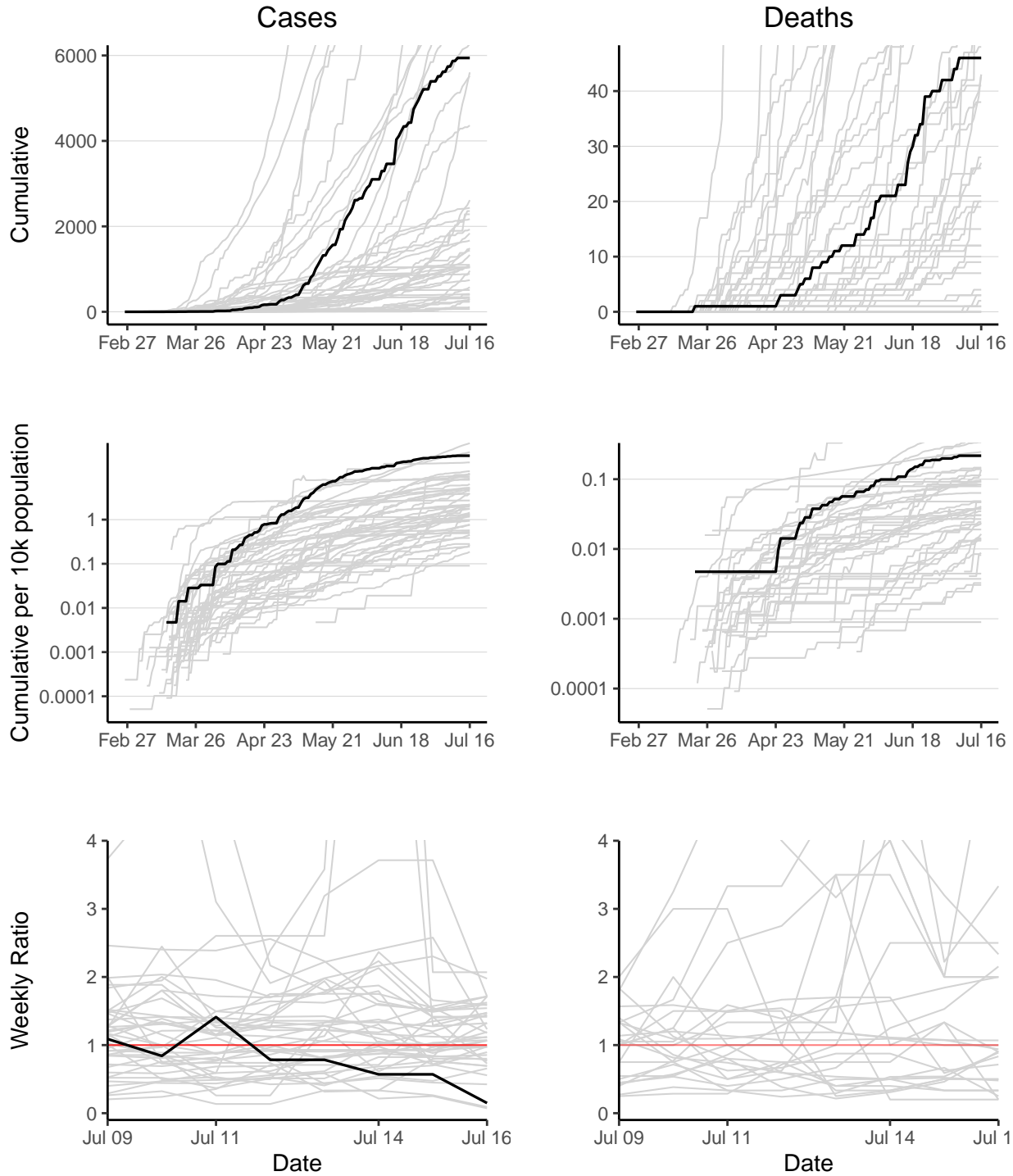
Eswatini has 1489 reported case(s) (24th in the region) and 20 reported death(s) (30th). Cumulative counts per 10,000 population of reported cases and deaths are 11 (7th) and 0.15 (8th) respectively. The weekly ratio of reported cases over the last 2 weeks is 1.2 (20th). The weekly ratio of reported deaths over the last 2 weeks is 2 (23rd).

Ethiopia



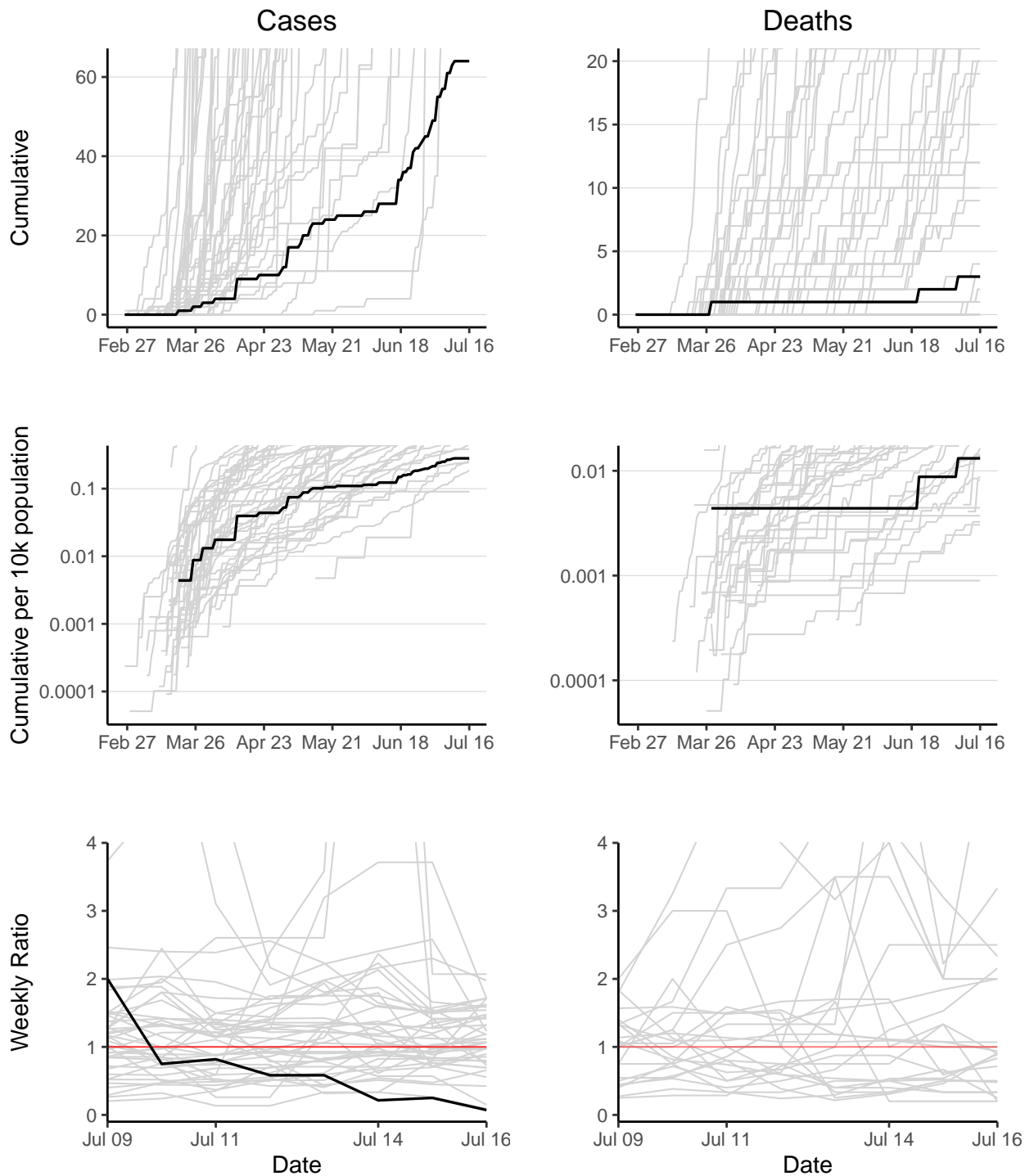
Ethiopia has 8475 reported case(s) (8th in the region) and 148 reported death(s) (9th). Cumulative counts per 10,000 population of reported cases and deaths are 0.78 (36th) and 0.014 (36th) respectively. The weekly ratio of reported cases over the last 2 weeks is 1.6 (7th). The weekly ratio of reported deaths over the last 2 weeks is 2.2 (27th).

Gabon



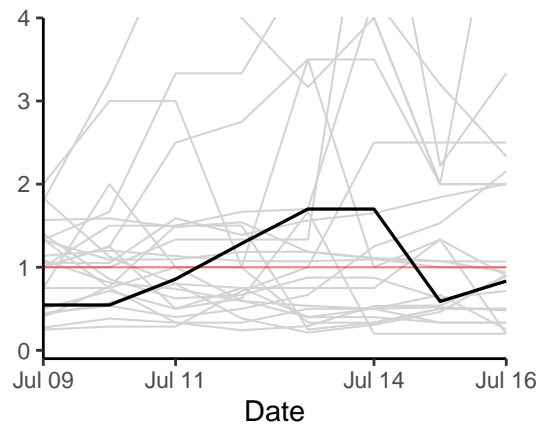
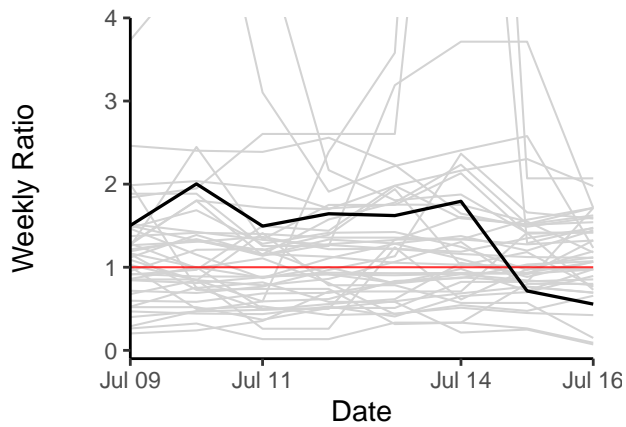
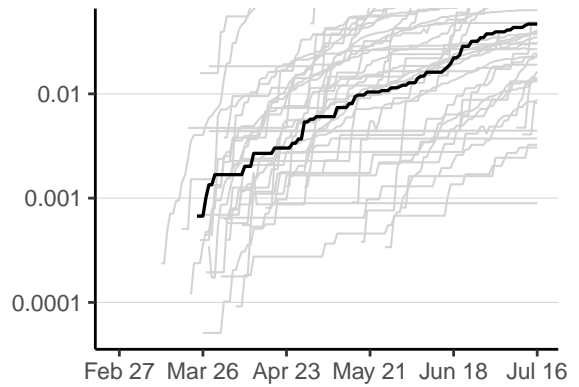
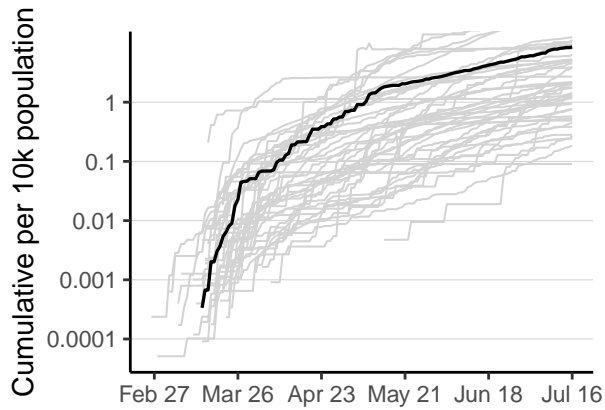
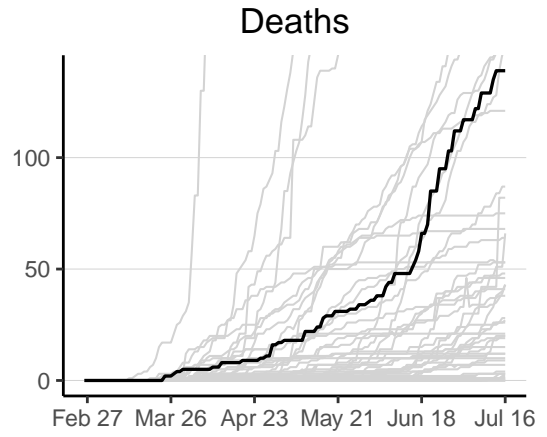
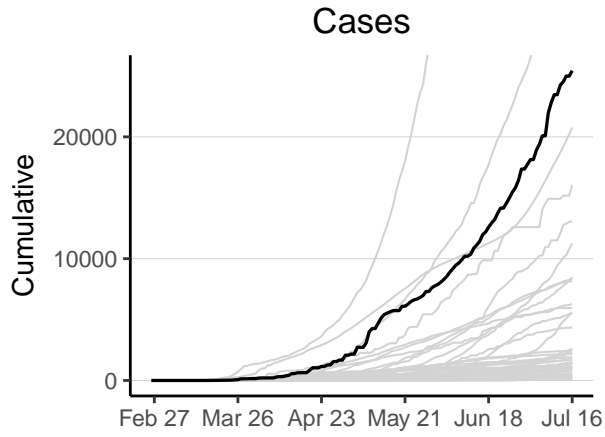
Gabon has 5942 reported case(s) (12th in the region) and 46 reported death(s) (21st). Cumulative counts per 10,000 population of reported cases and deaths are 28 (3rd) and 0.22 (6th) respectively. The weekly ratio of reported cases over the last 2 weeks is 0.15 (43rd). The weekly ratio of reported deaths over the last 2 weeks is 0 (1st).

Gambia



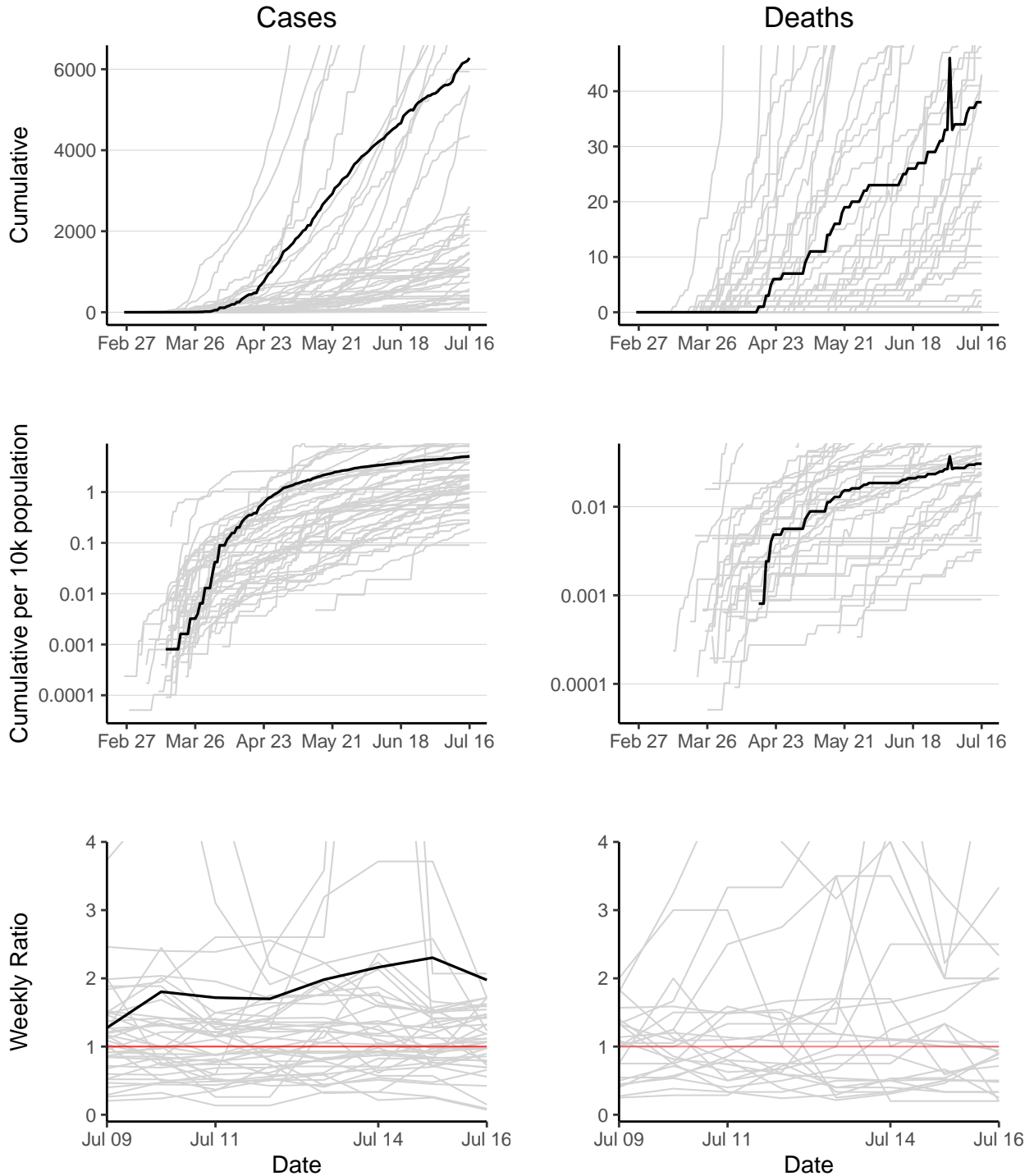
Gambia has 64 reported case(s) (47th in the region) and 3 reported death(s) (40th). Cumulative counts per 10,000 population of reported cases and deaths are 0.28 (43rd) and 0.013 (37th) respectively. The weekly ratio of reported cases over the last 2 weeks is 0.071 (45th). The weekly ratio of reported deaths over the last 2 weeks is 0 (2nd).

Ghana



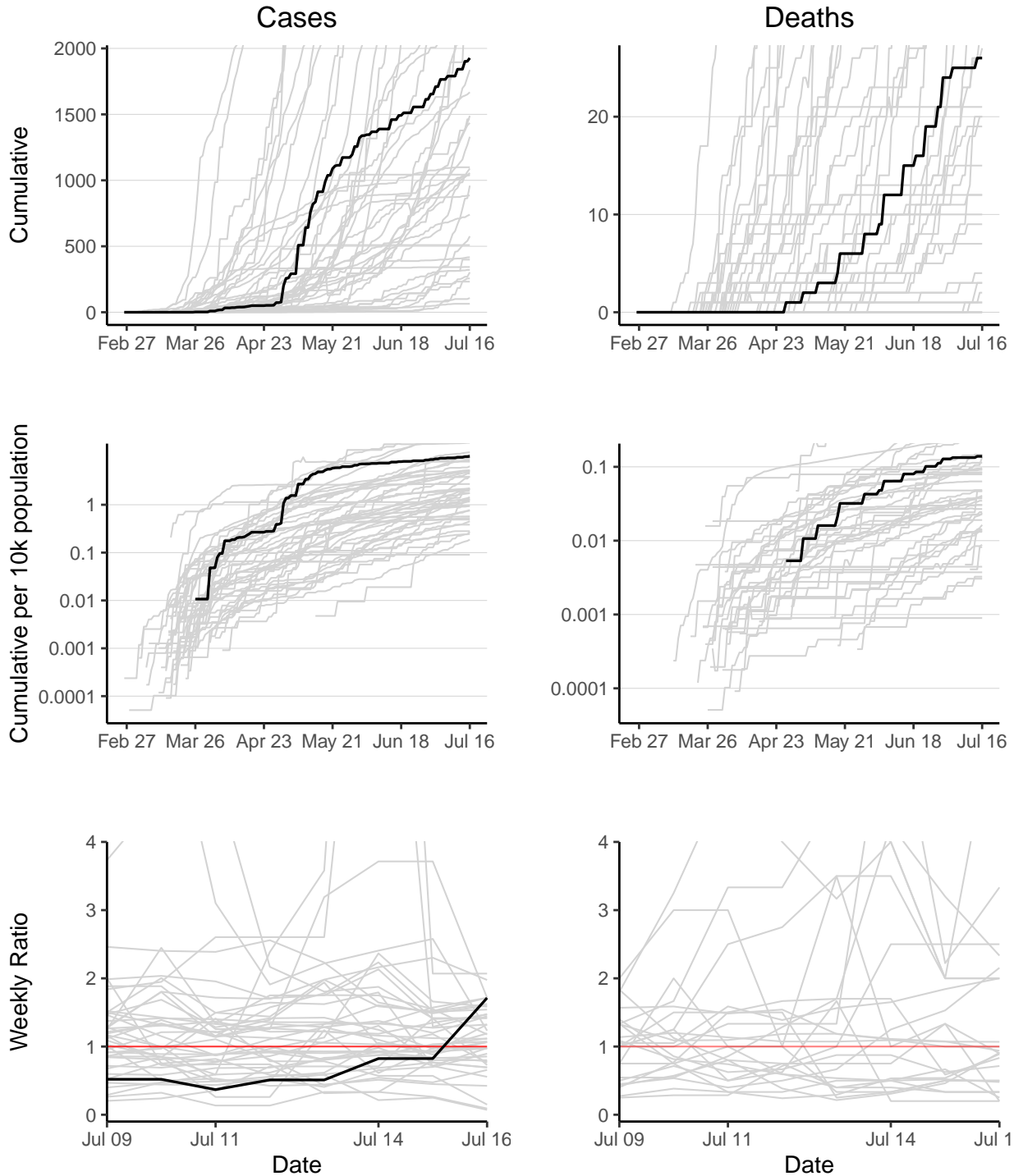
Ghana has 25430 reported case(s) (3rd in the region) and 139 reported death(s) (10th). Cumulative counts per 10,000 population of reported cases and deaths are 8.5 (10th) and 0.047 (21st) respectively. The weekly ratio of reported cases over the last 2 weeks is 0.56 (40th). The weekly ratio of reported deaths over the last 2 weeks is 0.83 (15th).

Guinea



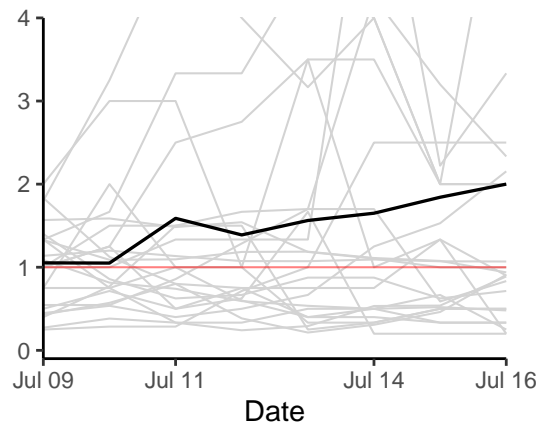
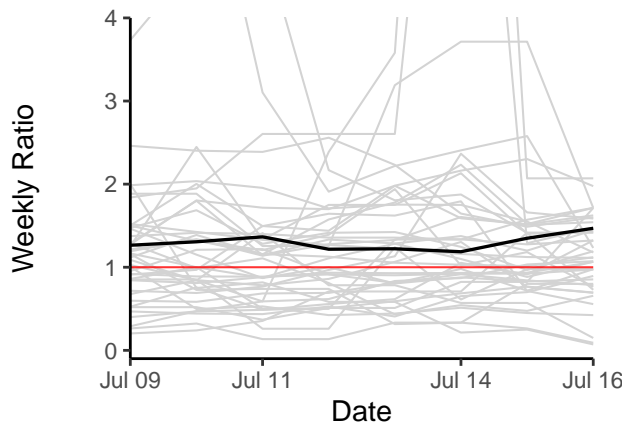
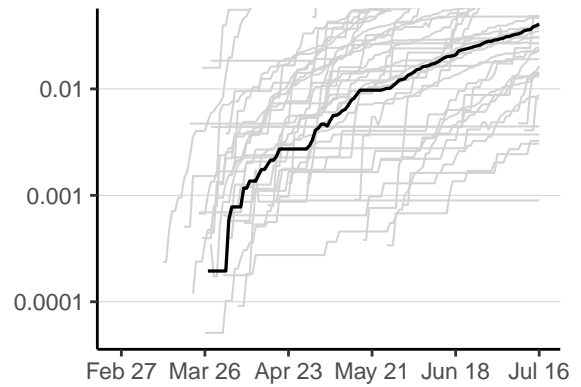
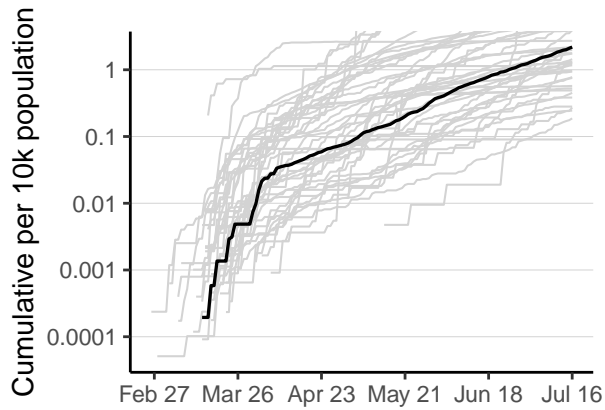
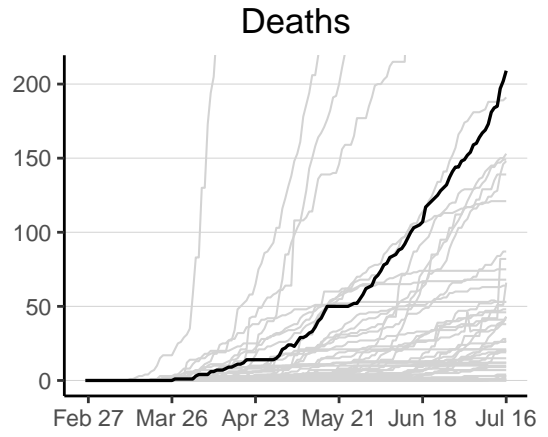
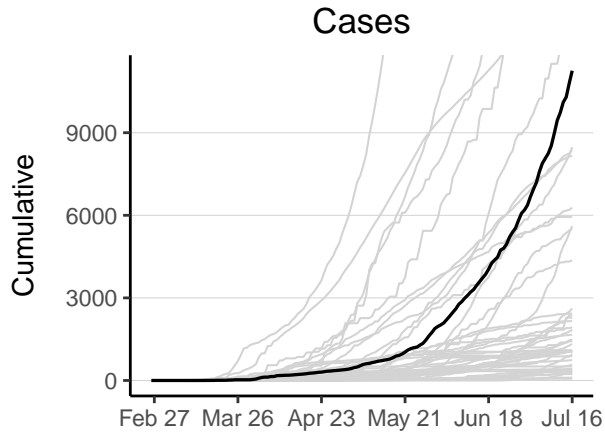
Guinea has 6276 reported case(s) (11th in the region) and 38 reported death(s) (25th). Cumulative counts per 10,000 population of reported cases and deaths are 5.1 (15th) and 0.031 (26th) respectively. The weekly ratio of reported cases over the last 2 weeks is 2 (2nd). The weekly ratio of reported deaths cannot be calculated as some deaths have been redacted in one of the last 2 weeks.

Guinea-Bissau



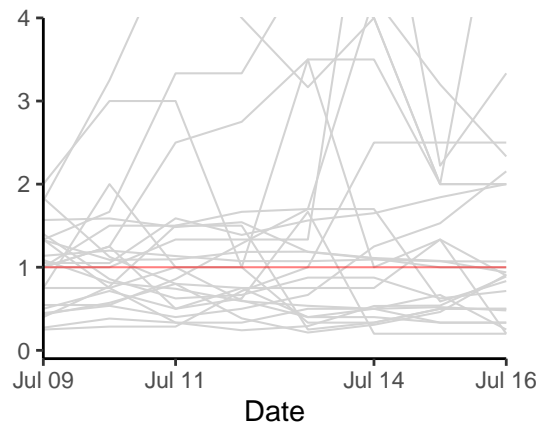
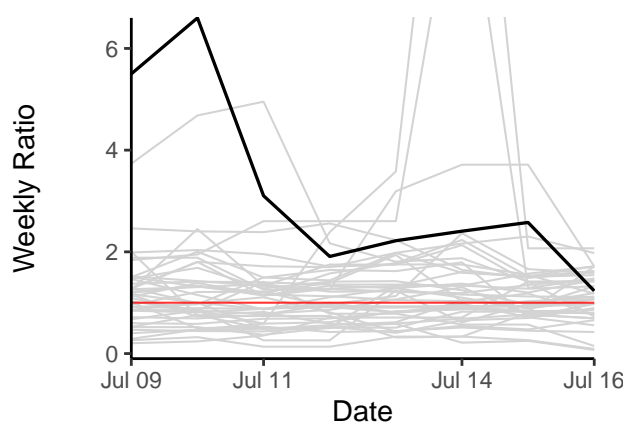
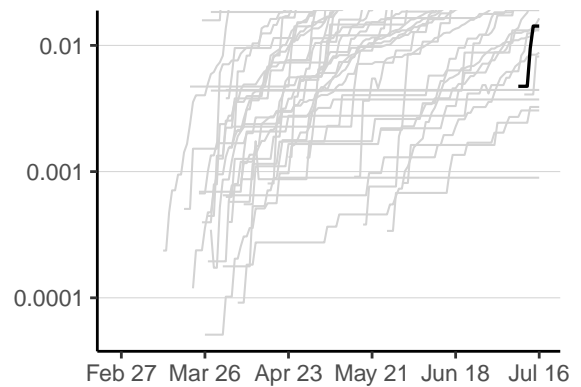
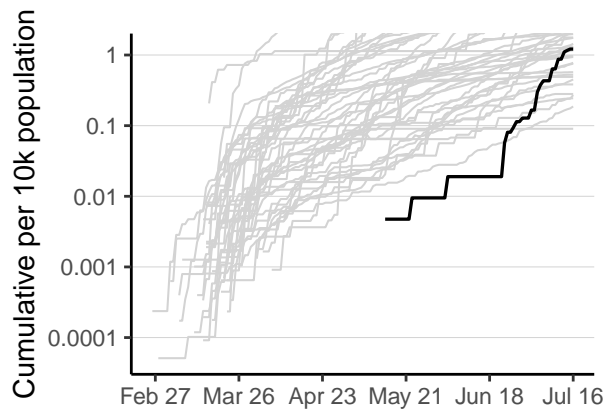
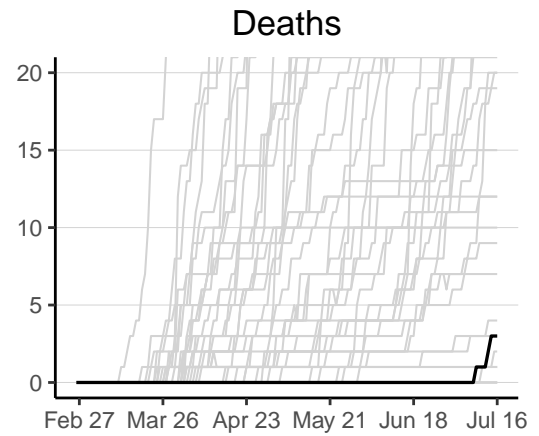
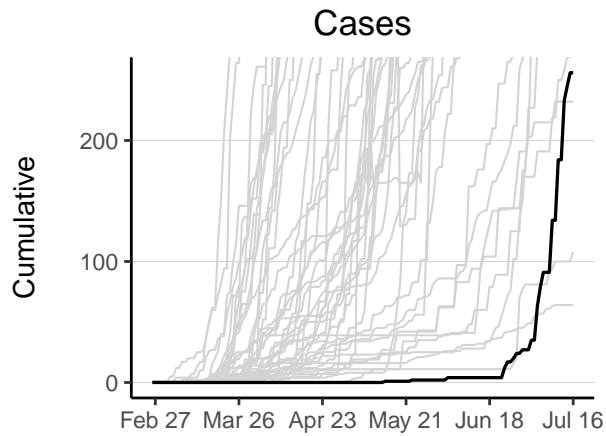
Guinea-Bissau has 1927 reported case(s) (21st in the region) and 26 reported death(s) (28th). Cumulative counts per 10,000 population of reported cases and deaths are 10 (8th) and 0.14 (9th) respectively. The weekly ratio of reported cases over the last 2 weeks is 1.7 (6th). The weekly ratio of reported deaths over the last 2 weeks is 1 (21st).

Kenya



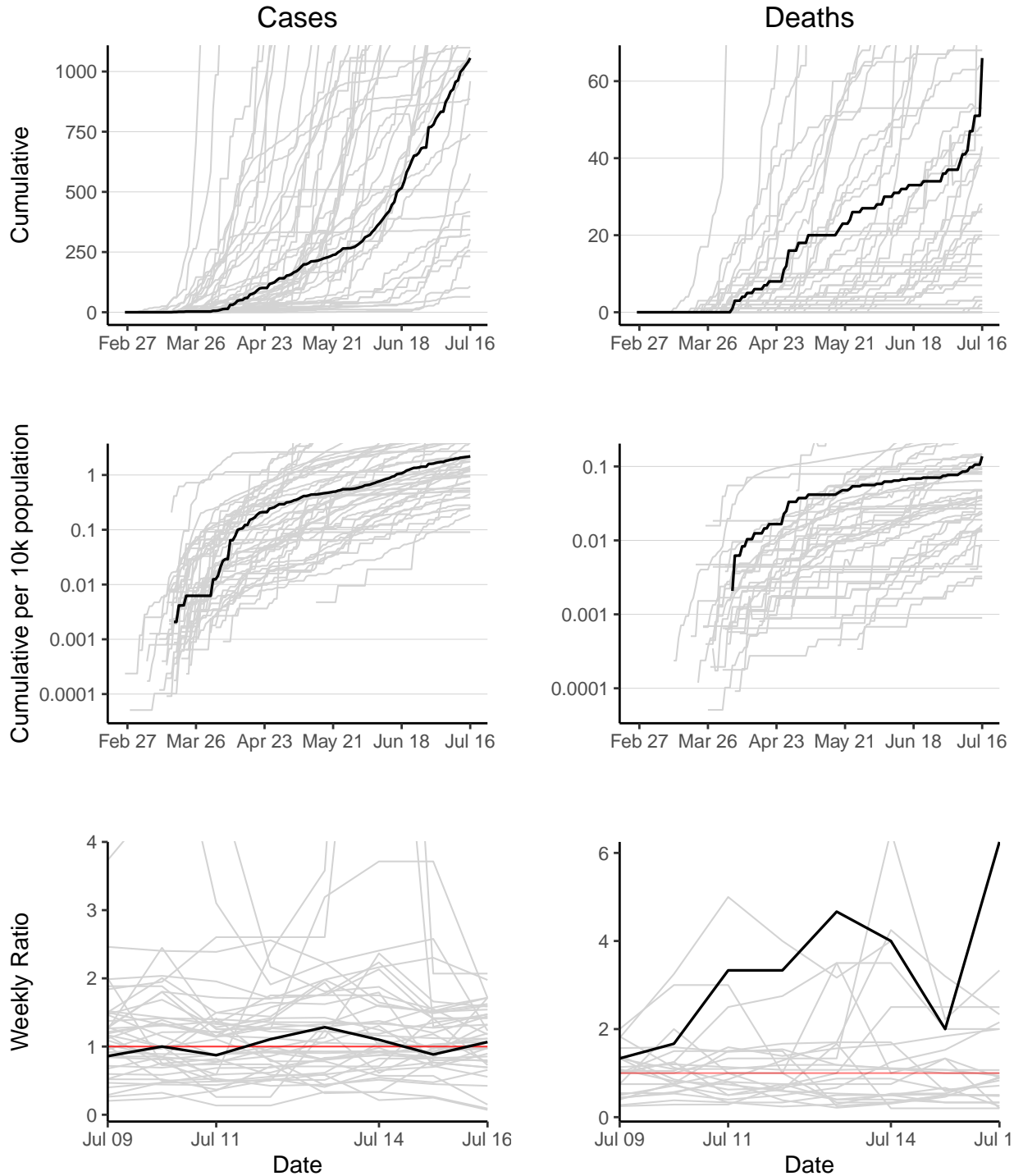
Kenya has 11252 reported case(s) (7th in the region) and 209 reported death(s) (5th). Cumulative counts per 10,000 population of reported cases and deaths are 2.2 (22nd) and 0.041 (22nd) respectively. The weekly ratio of reported cases over the last 2 weeks is 1.5 (12th). The weekly ratio of reported deaths over the last 2 weeks is 2 (24th).

Lesotho



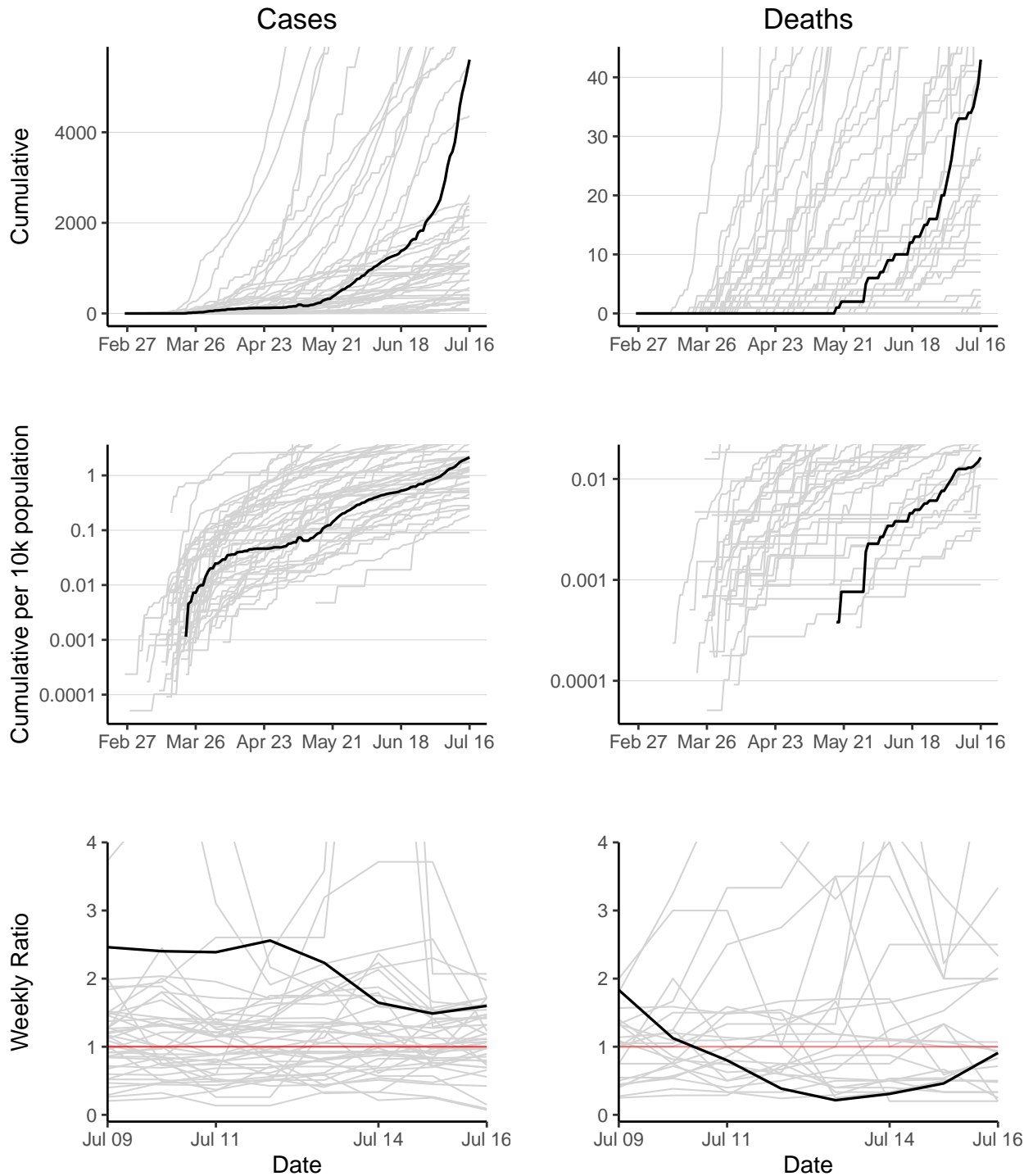
Lesotho has 256 reported case(s) (44th in the region) and 3 reported death(s) (41st). Cumulative counts per 10,000 population of reported cases and deaths are 1.2 (32nd) and 0.014 (34th) respectively. The weekly ratio of reported cases over the last 2 weeks is 1.2 (18th). The weekly ratio of reported deaths over the last 2 weeks is 2 (25th).

Liberia



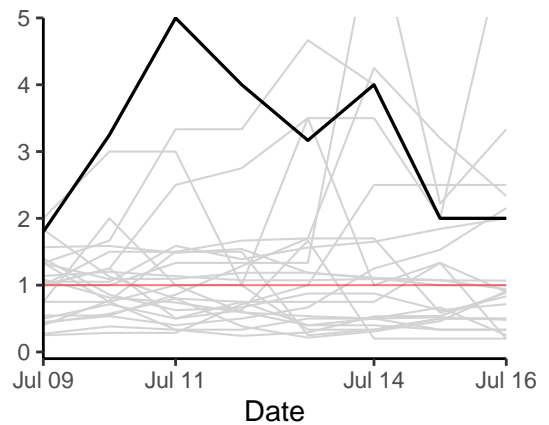
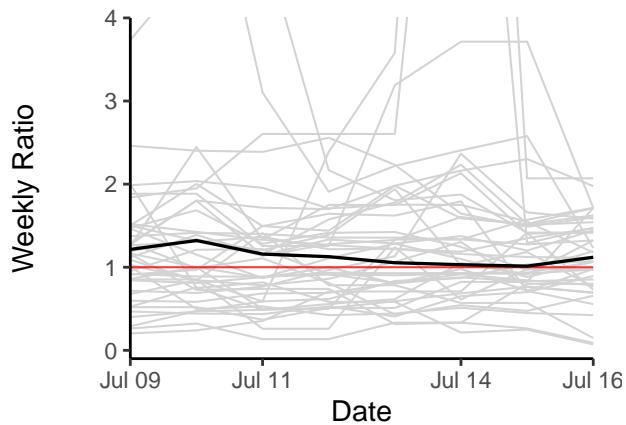
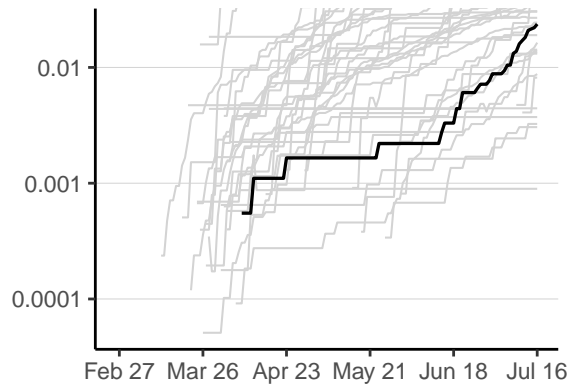
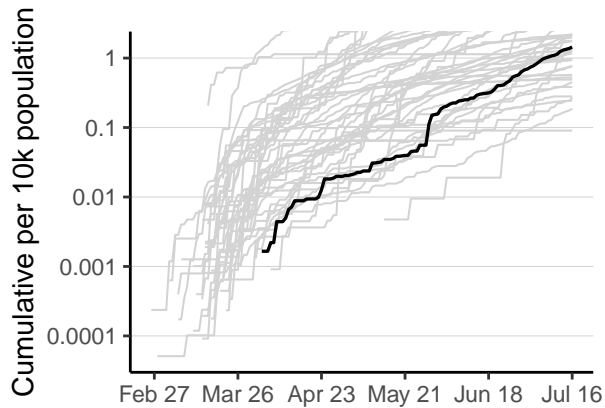
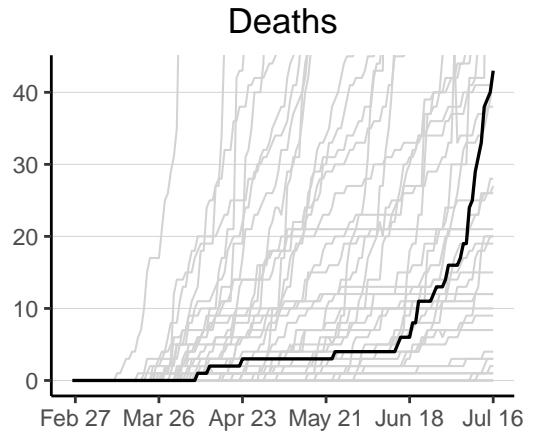
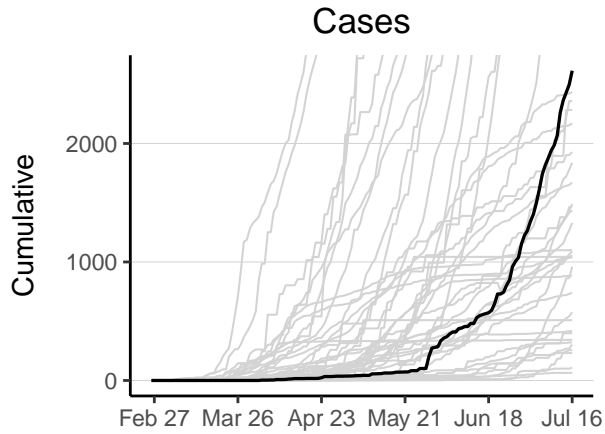
Liberia has 1056 reported case(s) (30th in the region) and 66 reported death(s) (16th). Cumulative counts per 10,000 population of reported cases and deaths are 2.2 (21st) and 0.14 (10th) respectively. The weekly ratio of reported cases over the last 2 weeks is 1.1 (25th). The weekly ratio of reported deaths over the last 2 weeks is 6.2 (32nd).

Madagascar



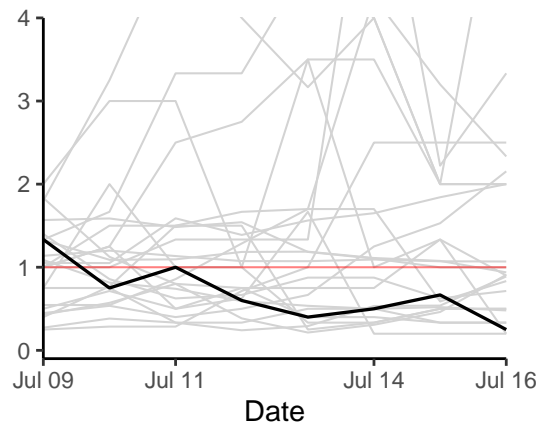
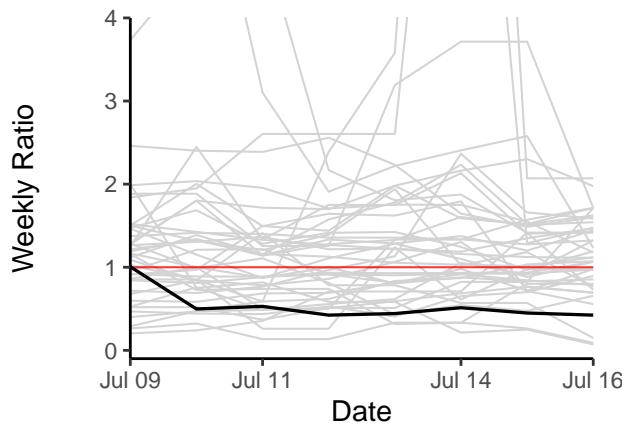
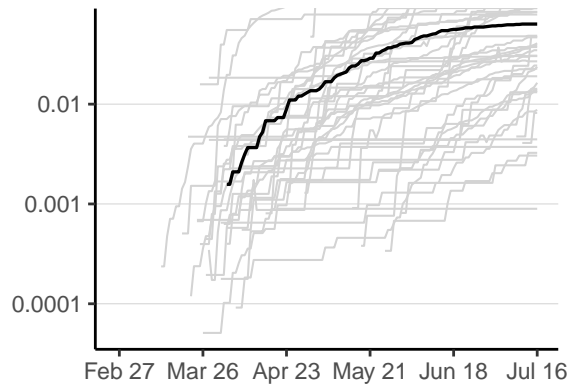
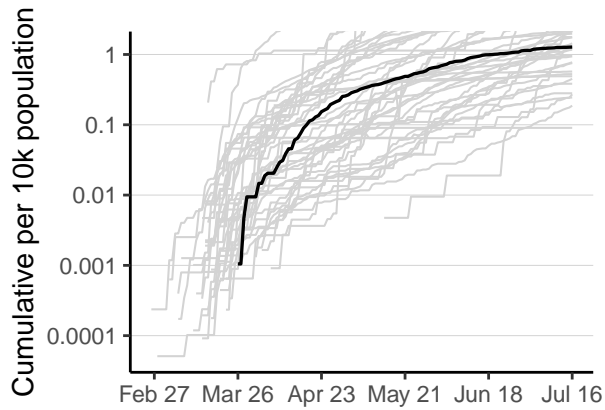
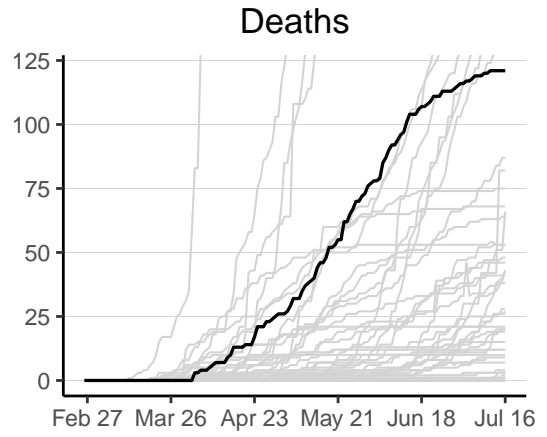
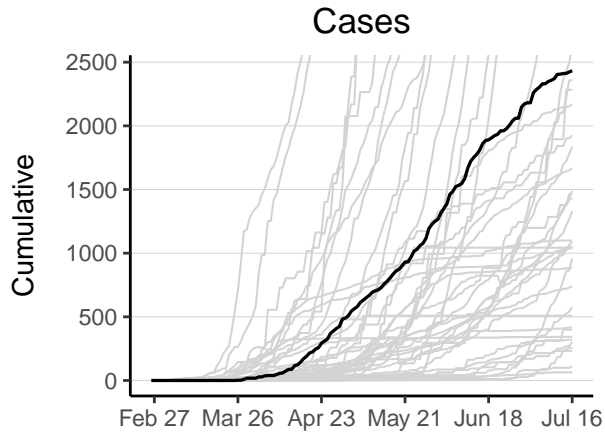
Madagascar has 5605 reported case(s) (13th in the region) and 43 reported death(s) (22nd). Cumulative counts per 10,000 population of reported cases and deaths are 2.1 (24th) and 0.016 (33rd) respectively. The weekly ratio of reported cases over the last 2 weeks is 1.6 (8th). The weekly ratio of reported deaths over the last 2 weeks is 0.91 (18th).

Malawi



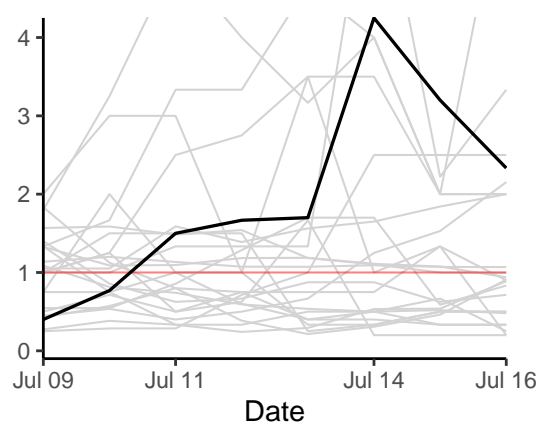
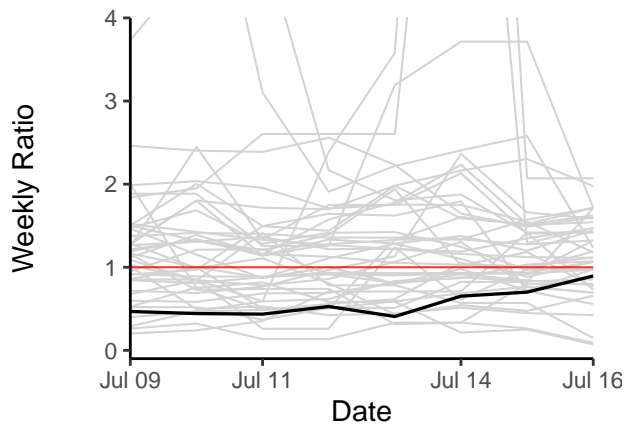
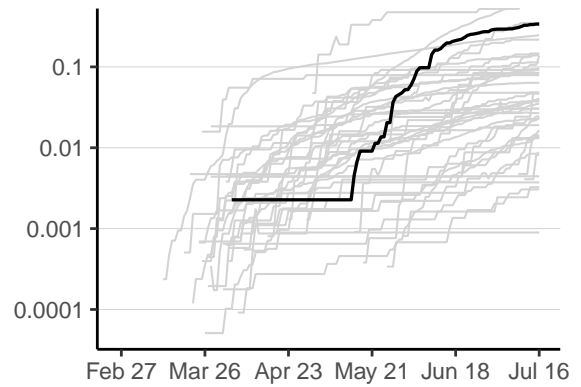
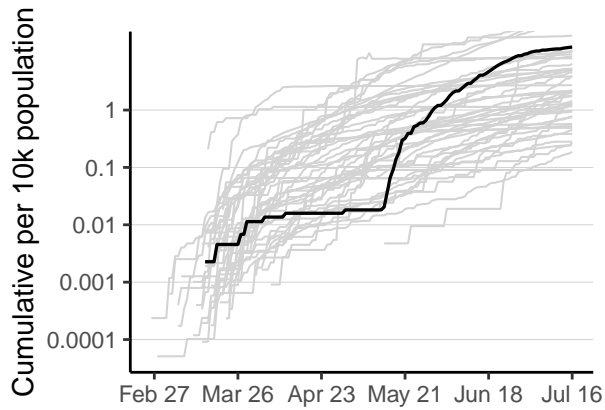
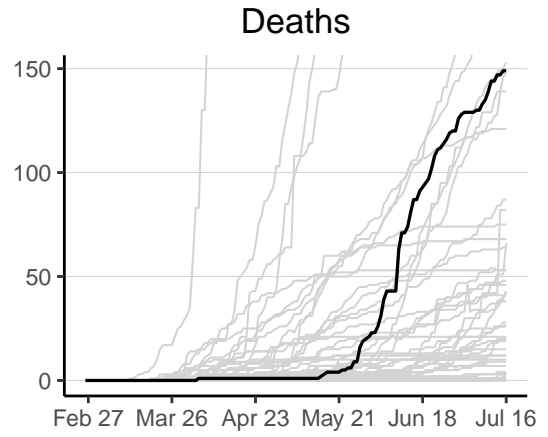
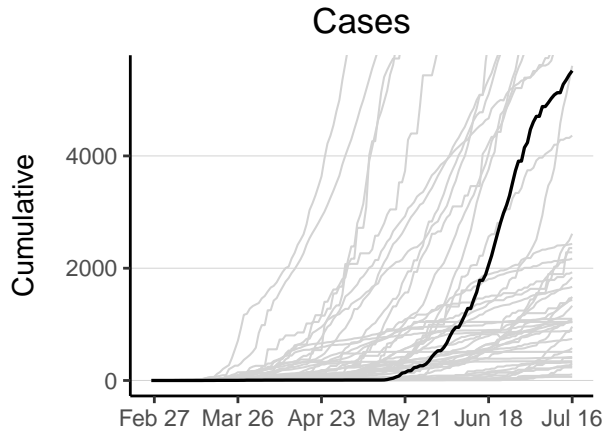
Malawi has 2614 reported case(s) (16th in the region) and 43 reported death(s) (23rd). Cumulative counts per 10,000 population of reported cases and deaths are 1.4 (28th) and 0.024 (30th) respectively. The weekly ratio of reported cases over the last 2 weeks is 1.1 (21st). The weekly ratio of reported deaths over the last 2 weeks is 2 (26th).

Mali



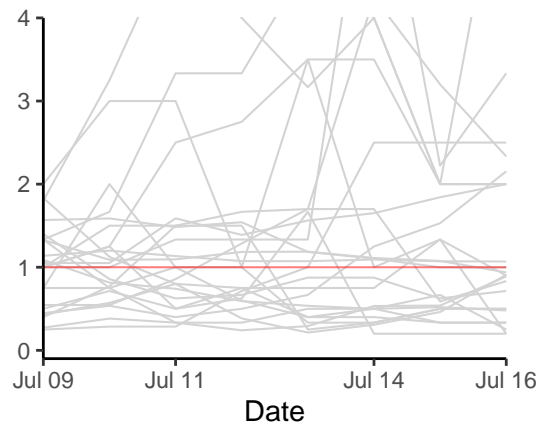
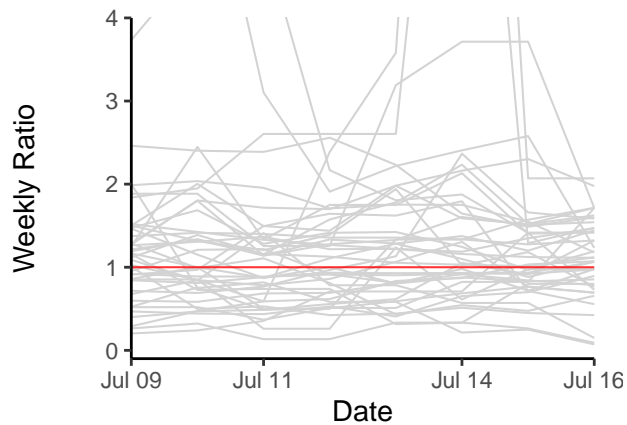
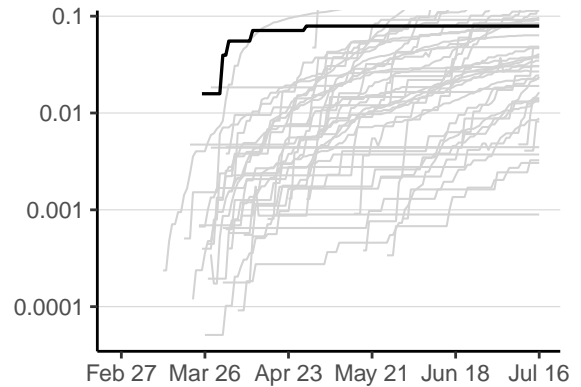
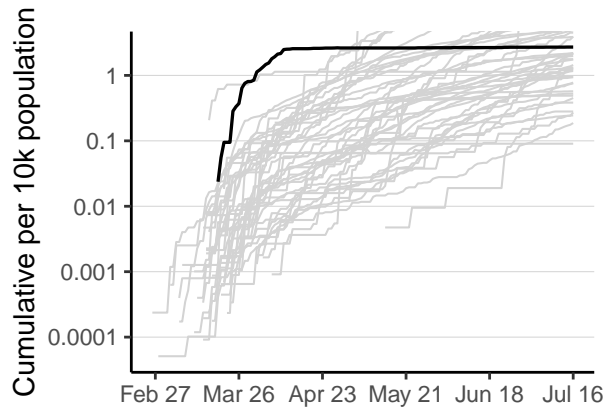
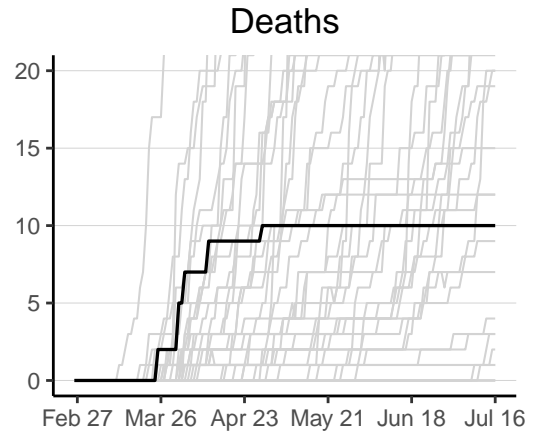
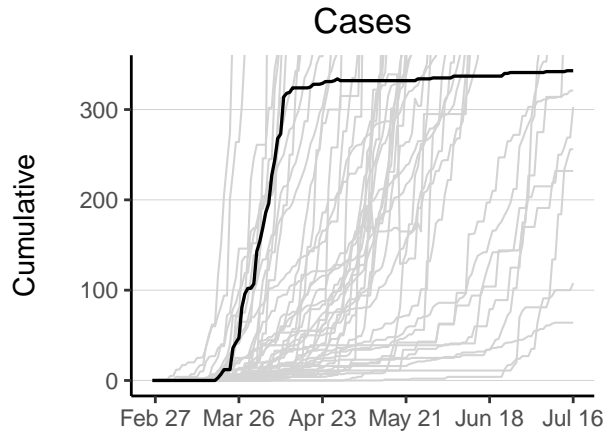
Mali has 2433 reported case(s) (17th in the region) and 121 reported death(s) (11th). Cumulative counts per 10,000 population of reported cases and deaths are 1.3 (30th) and 0.063 (18th) respectively. The weekly ratio of reported cases over the last 2 weeks is 0.42 (42nd). The weekly ratio of reported deaths over the last 2 weeks is 0.25 (8th).

Mauritania



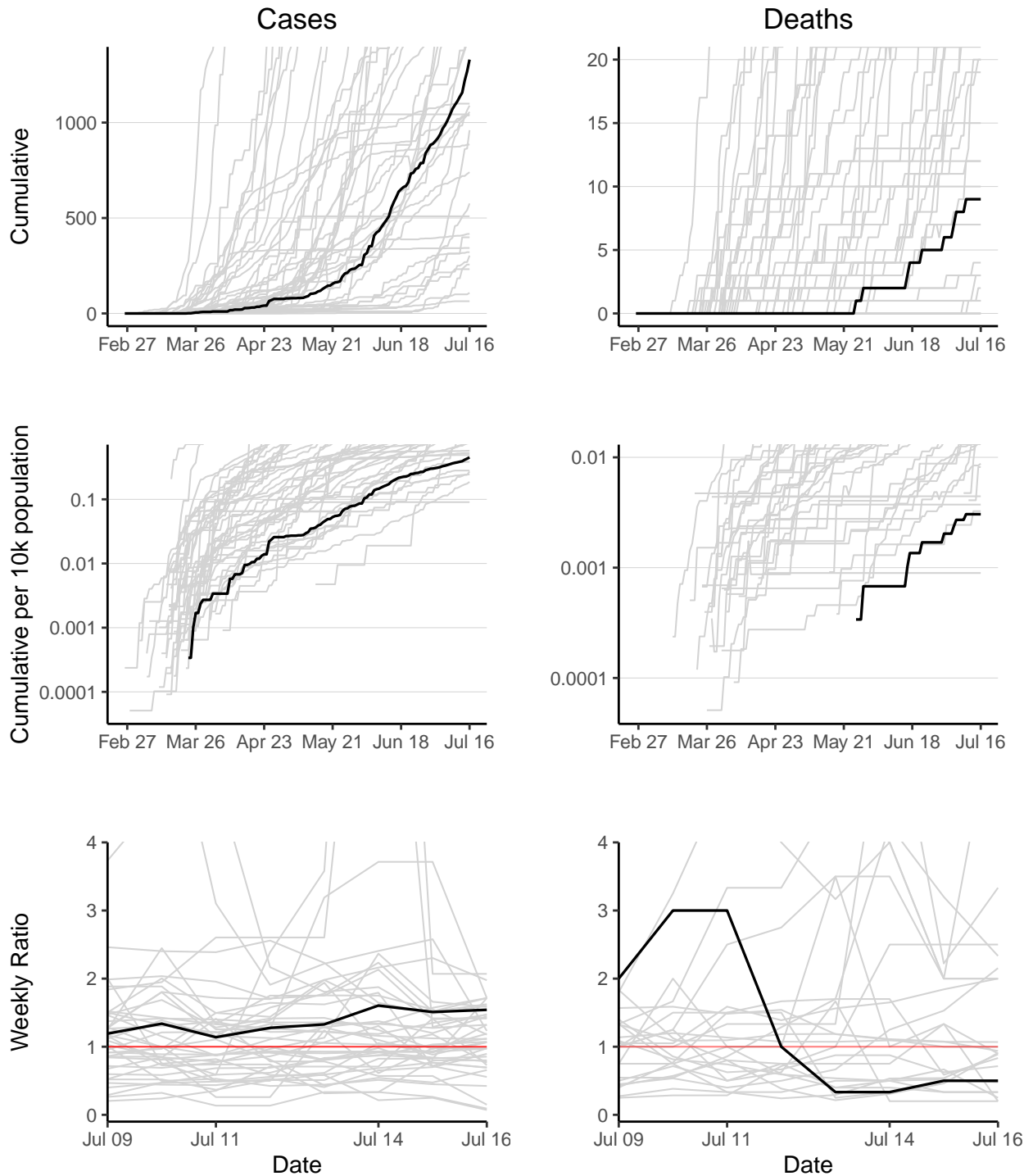
Mauritania has 5518 reported case(s) (14th in the region) and 149 reported death(s) (8th). Cumulative counts per 10,000 population of reported cases and deaths are 13 (5th) and 0.34 (4th) respectively. The weekly ratio of reported cases over the last 2 weeks is 0.89 (31st). The weekly ratio of reported deaths over the last 2 weeks is 2.3 (28th).

Mauritius



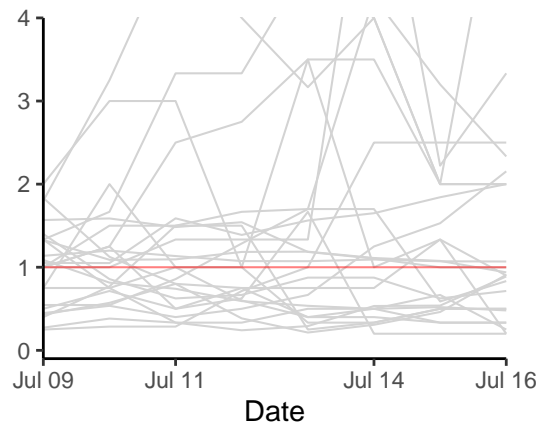
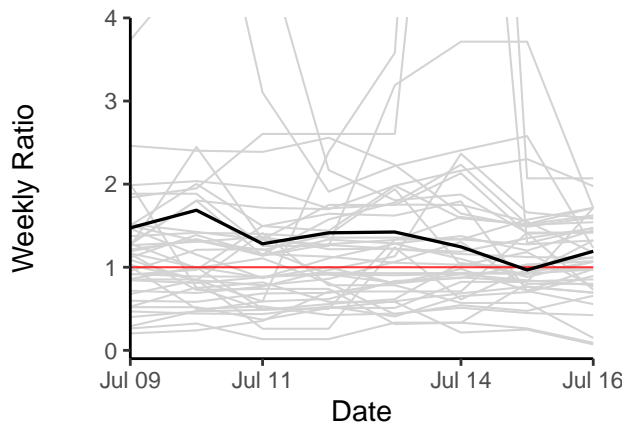
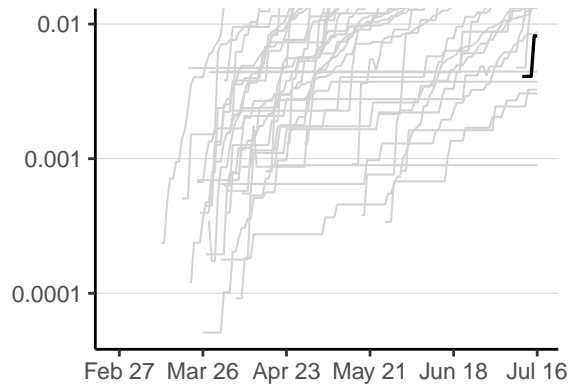
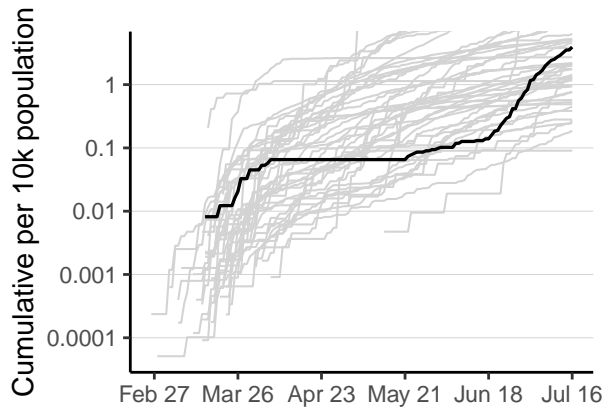
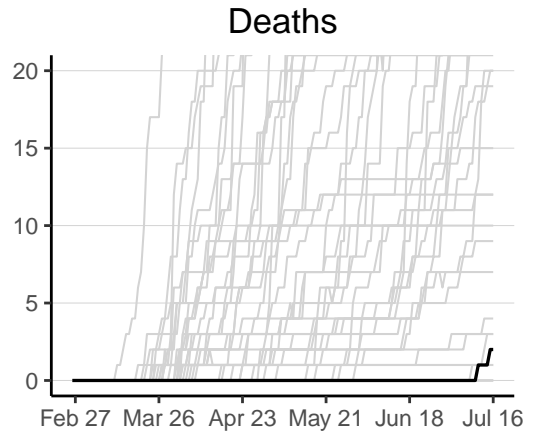
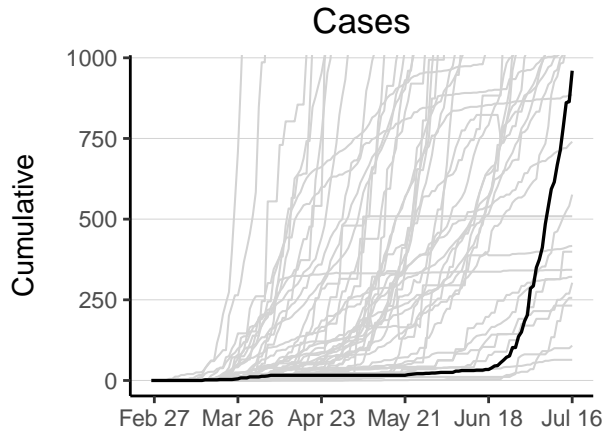
Mauritius has 343 reported case(s) (41st in the region) and 10 reported death(s) (36th). Cumulative counts per 10,000 population of reported cases and deaths are 2.7 (20th) and 0.079 (17th) respectively. The weekly ratio of reported cases over the last 2 weeks is 1 (27th). The weekly ratio of reported deaths cannot be calculated as no new deaths have been reported in one of the last 2 weeks.

Mozambique



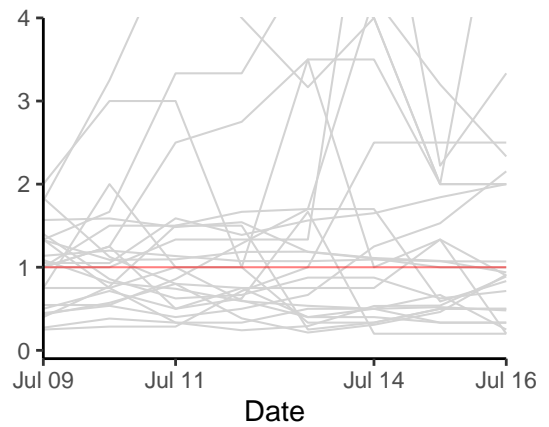
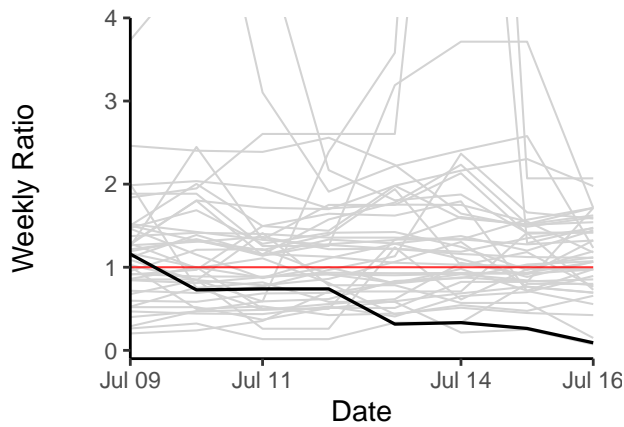
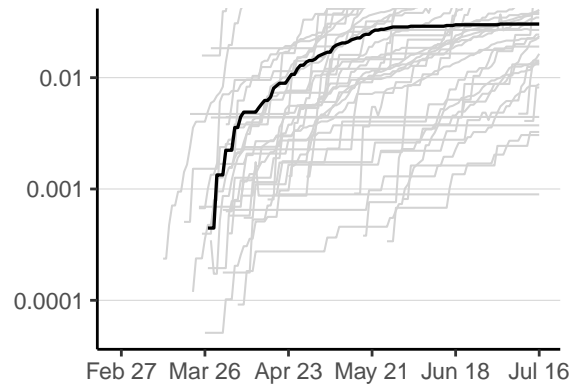
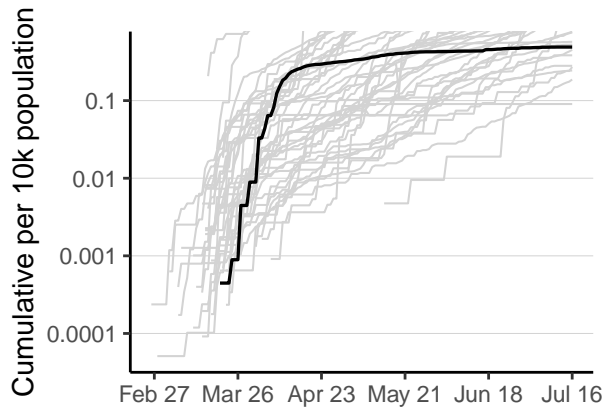
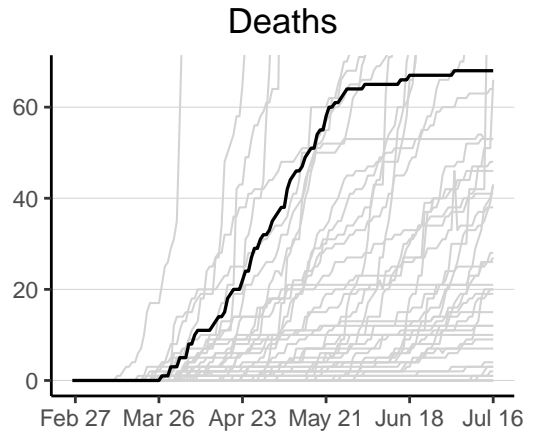
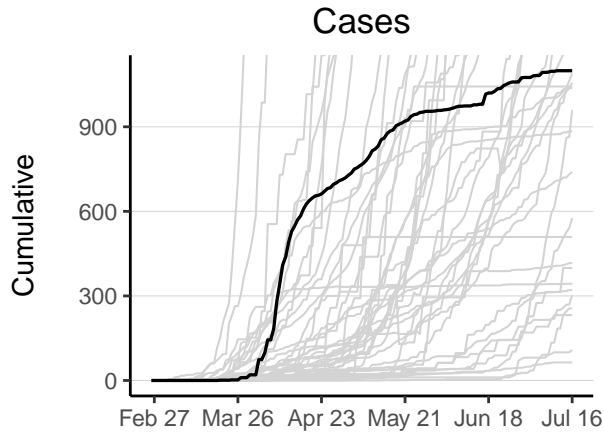
Mozambique has 1330 reported case(s) (27th in the region) and 9 reported death(s) (37th). Cumulative counts per 10,000 population of reported cases and deaths are 0.45 (41st) and 0.0031 (43rd) respectively. The weekly ratio of reported cases over the last 2 weeks is 1.5 (10th). The weekly ratio of reported deaths over the last 2 weeks is 0.5 (12th).

Namibia



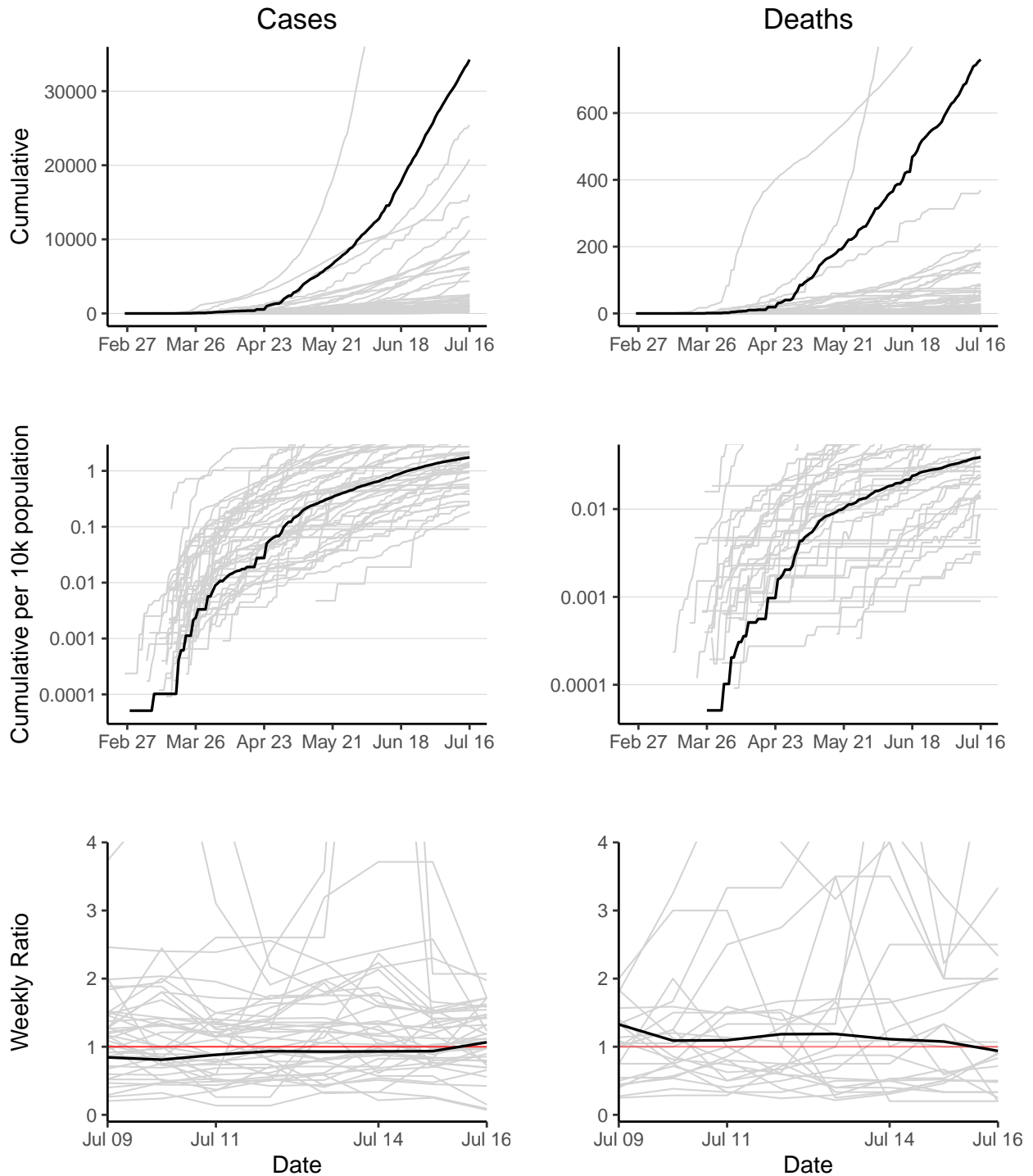
Namibia has 960 reported case(s) (34th in the region) and 2 reported death(s) (42nd). Cumulative counts per 10,000 population of reported cases and deaths are 3.9 (18th) and 0.0082 (39th) respectively. The weekly ratio of reported cases over the last 2 weeks is 1.2 (19th). The weekly ratio of reported deaths cannot be calculated as no new deaths have been reported in one of the last 2 weeks.

Niger



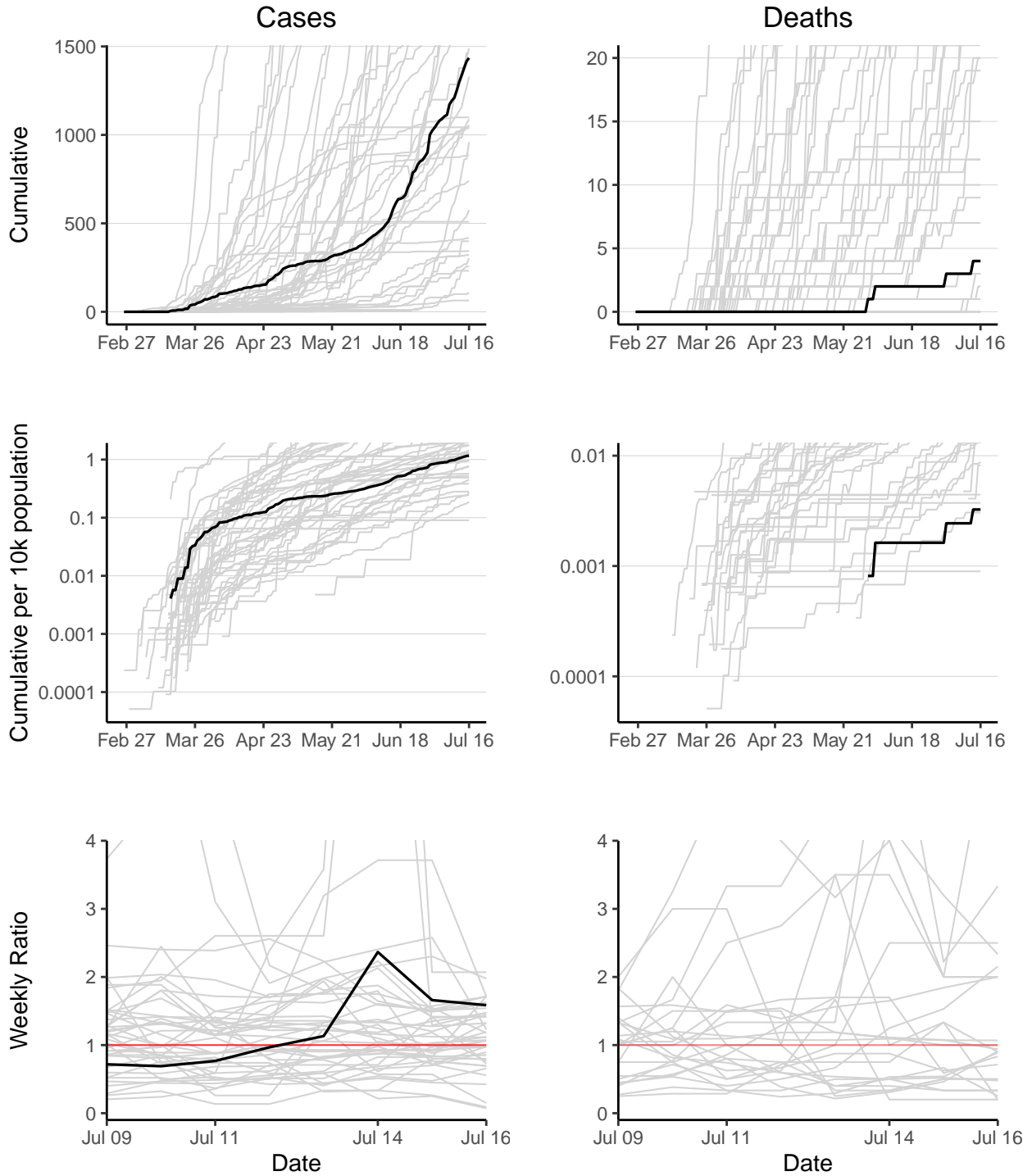
Niger has 1099 reported case(s) (28th in the region) and 68 reported death(s) (15th). Cumulative counts per 10,000 population of reported cases and deaths are 0.49 (40th) and 0.03 (27th) respectively. The weekly ratio of reported cases over the last 2 weeks is 0.091 (44th). The weekly ratio of reported deaths over the last 2 weeks is 0 (3rd).

Nigeria



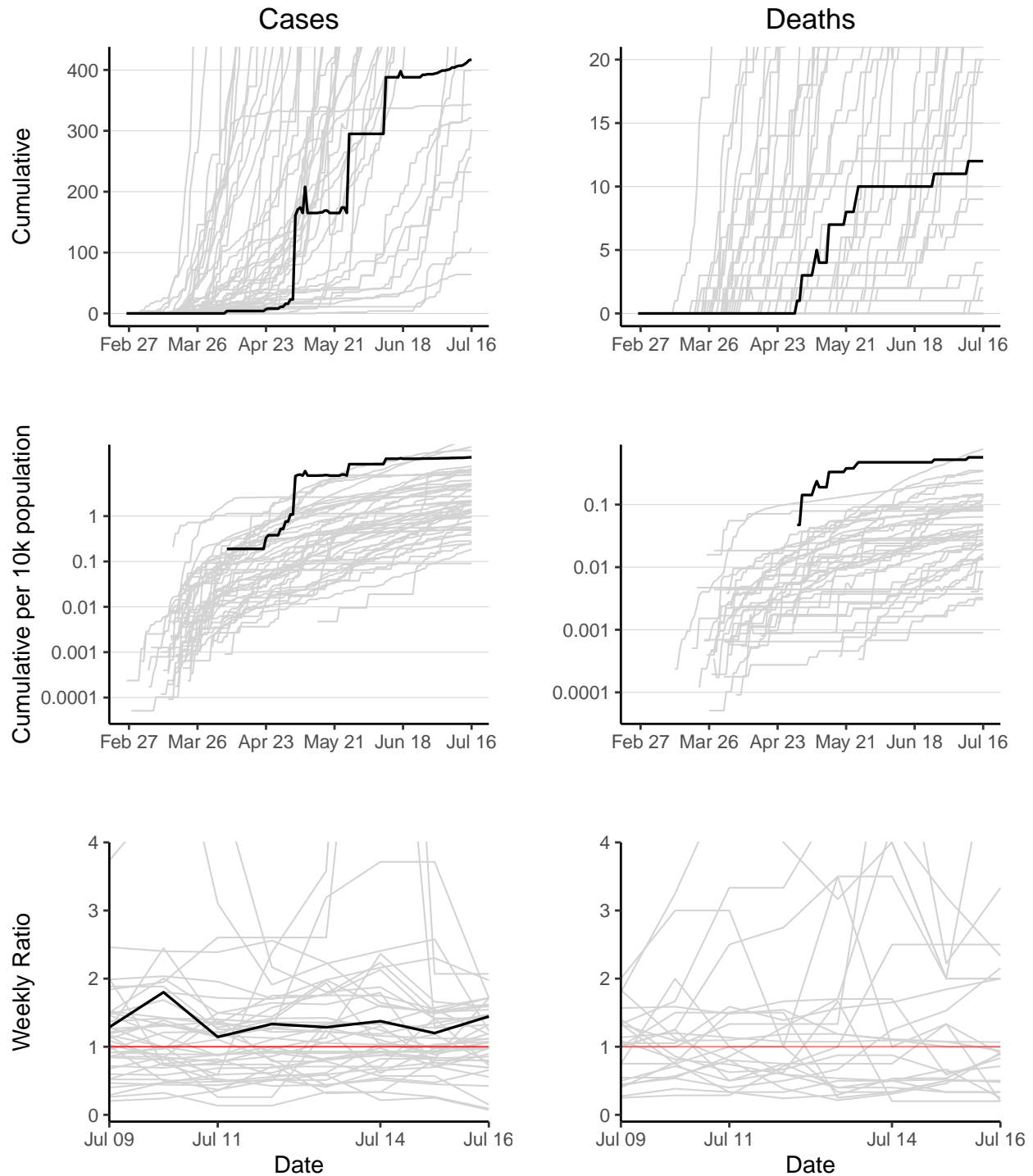
Nigeria has 34259 reported case(s) (2nd in the region) and 760 reported death(s) (3rd). Cumulative counts per 10,000 population of reported cases and deaths are 1.7 (27th) and 0.039 (23rd) respectively. The weekly ratio of reported cases over the last 2 weeks is 1.1 (26th). The weekly ratio of reported deaths over the last 2 weeks is 0.94 (19th).

Rwanda



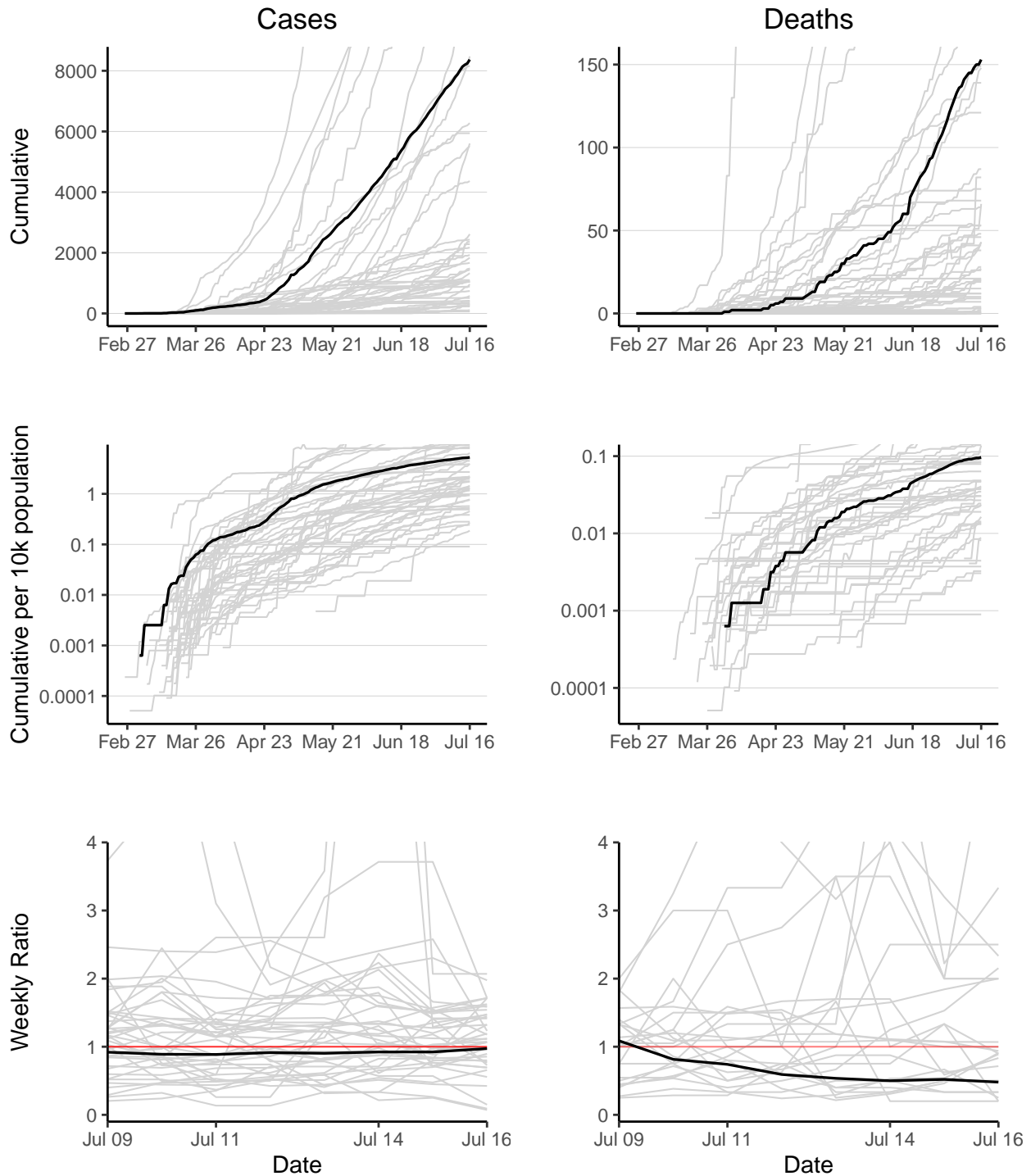
Rwanda has 1435 reported case(s) (26th in the region) and 4 reported death(s) (39th). Cumulative counts per 10,000 population of reported cases and deaths are 1.2 (33rd) and 0.0033 (42nd) respectively. The weekly ratio of reported cases over the last 2 weeks is 1.6 (9th). The weekly ratio of reported deaths cannot be calculated as no new deaths have been reported in one of the last 2 weeks.

Sao Tome and Principe



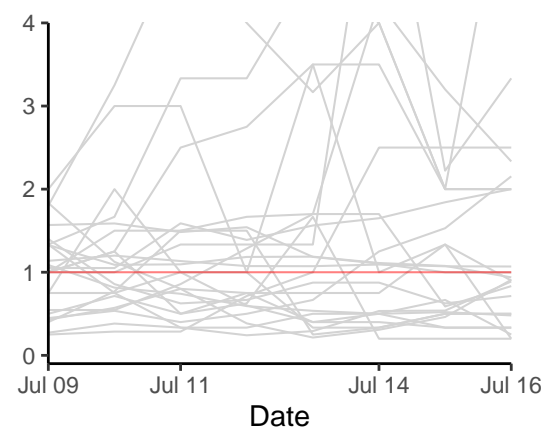
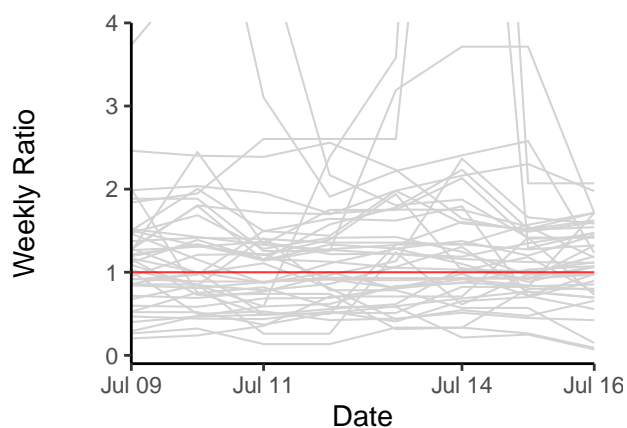
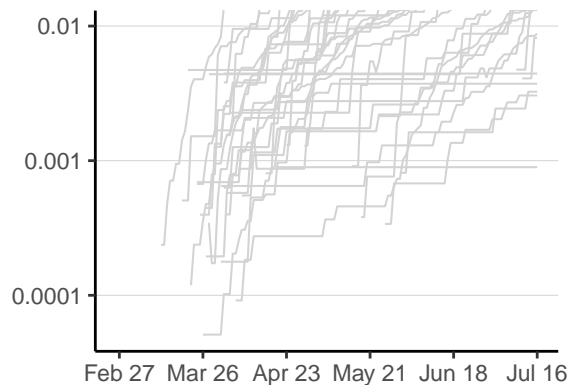
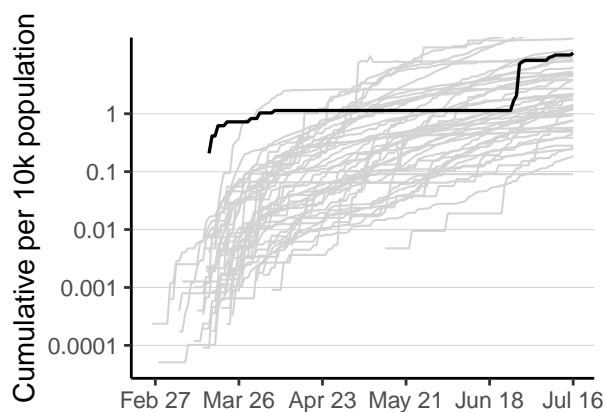
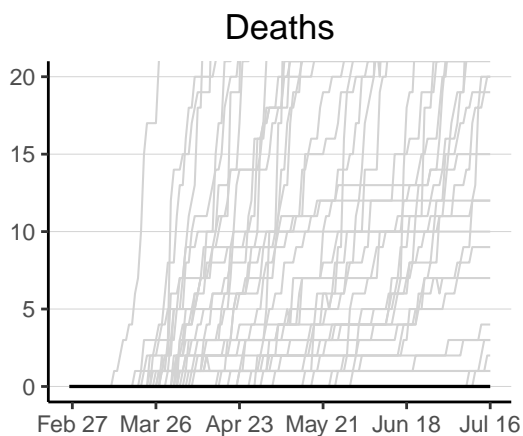
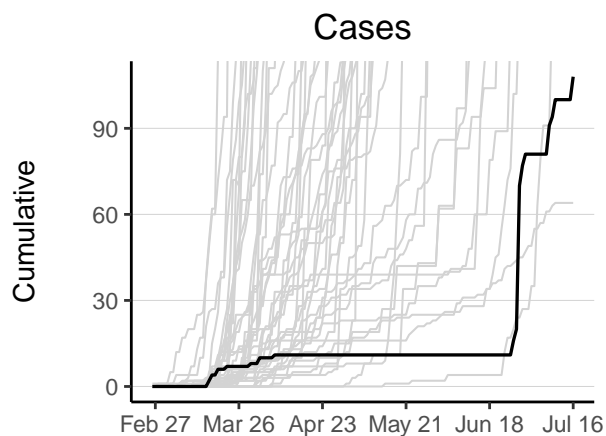
Sao Tome and Principe has 417 reported case(s) (39th in the region) and 12 reported death(s) (35th). Cumulative counts per 10,000 population of reported cases and deaths are 20 (4th) and 0.57 (2nd) respectively. The weekly ratio of reported cases over the last 2 weeks is 1.4 (13th). The weekly ratio of reported deaths cannot be calculated as no new deaths have been reported in one of the last 2 weeks.

Senegal



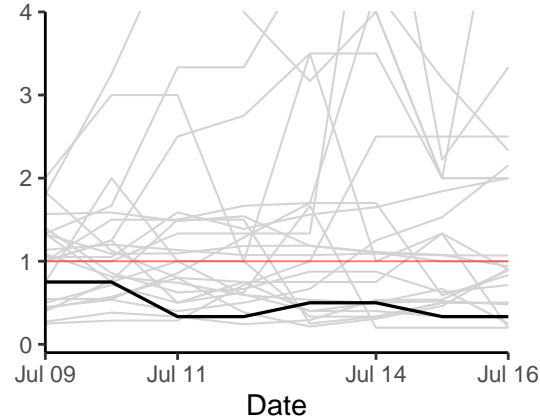
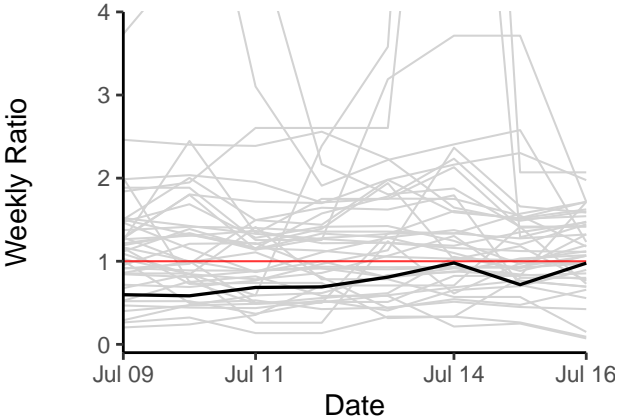
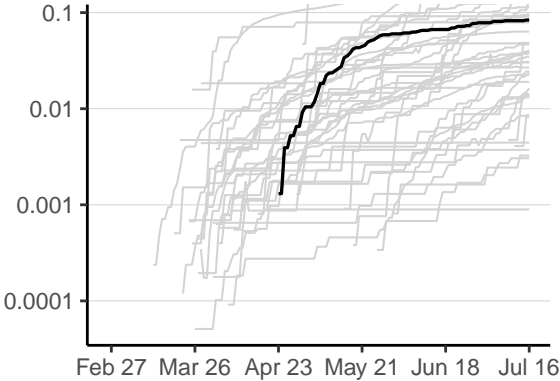
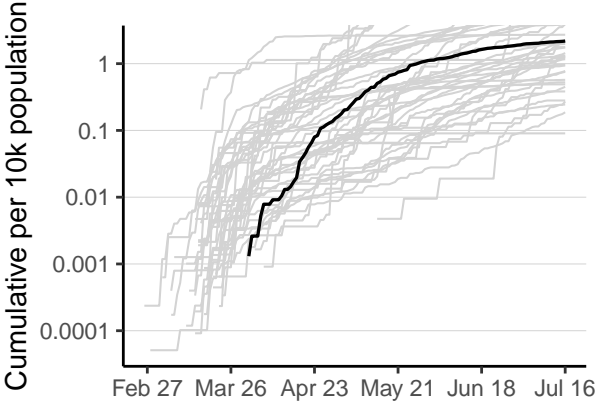
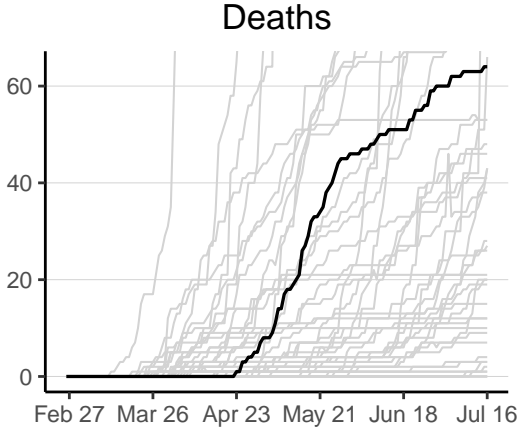
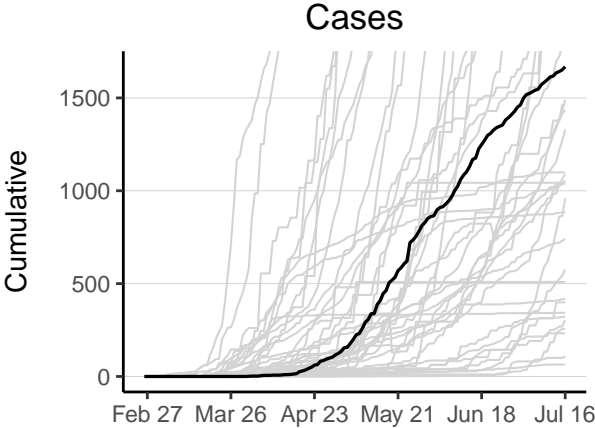
Senegal has 8369 reported case(s) (9th in the region) and 153 reported death(s) (7th). Cumulative counts per 10,000 population of reported cases and deaths are 5.3 (13th) and 0.097 (12th) respectively. The weekly ratio of reported cases over the last 2 weeks is 0.97 (30th). The weekly ratio of reported deaths over the last 2 weeks is 0.48 (11th).

Seychelles



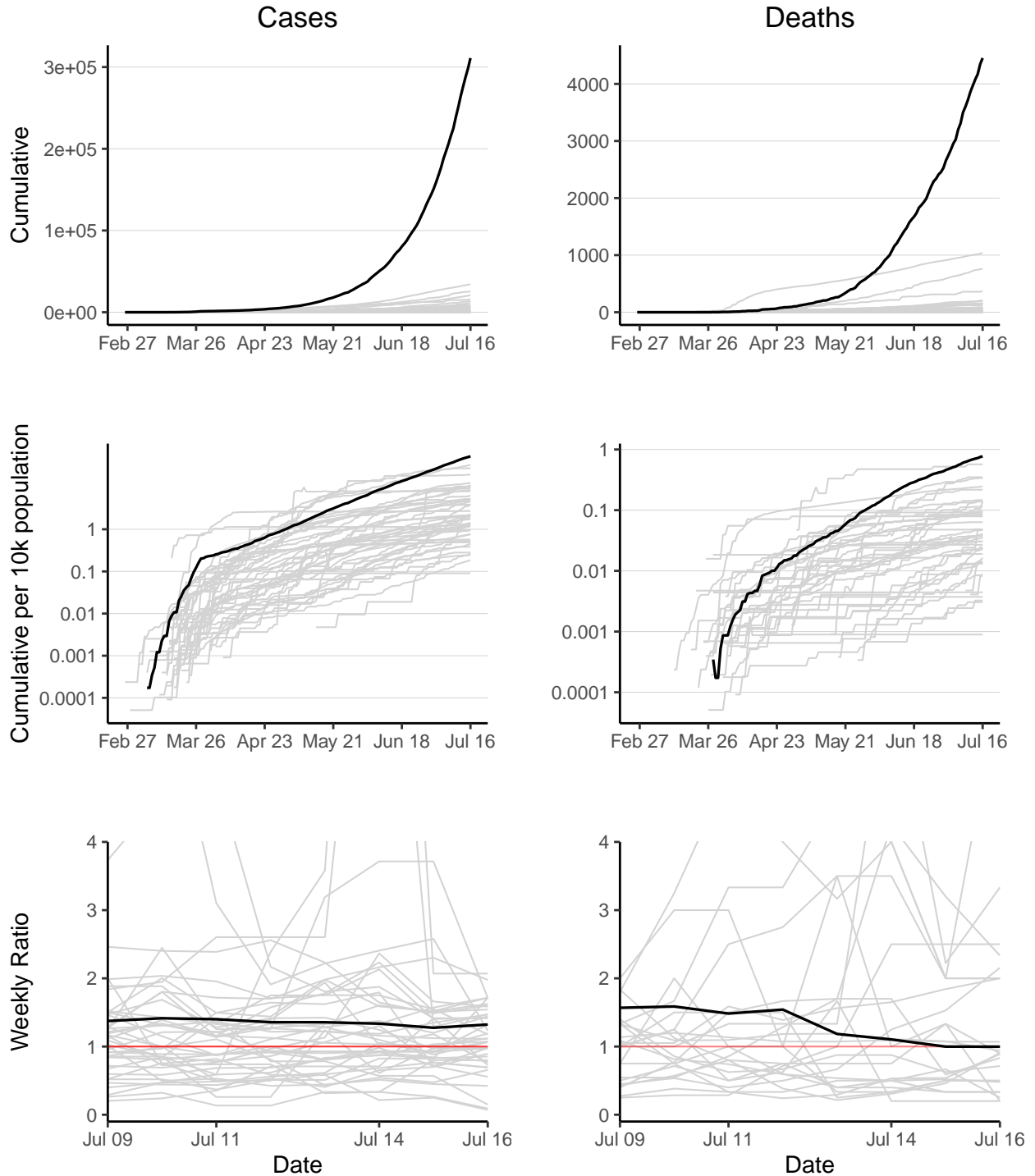
Seychelles has 108 reported case(s) (46th in the region) and 0 reported death(s) (46th). Cumulative counts per 10,000 population of reported cases and deaths are 11 (6th) and 0 (46th) respectively. The weekly ratio of reported cases over the last 2 weeks is 1.1 (23rd). The weekly ratio of reported deaths cannot be calculated as no new deaths have been reported in one of the last 2 weeks.

Sierra Leone



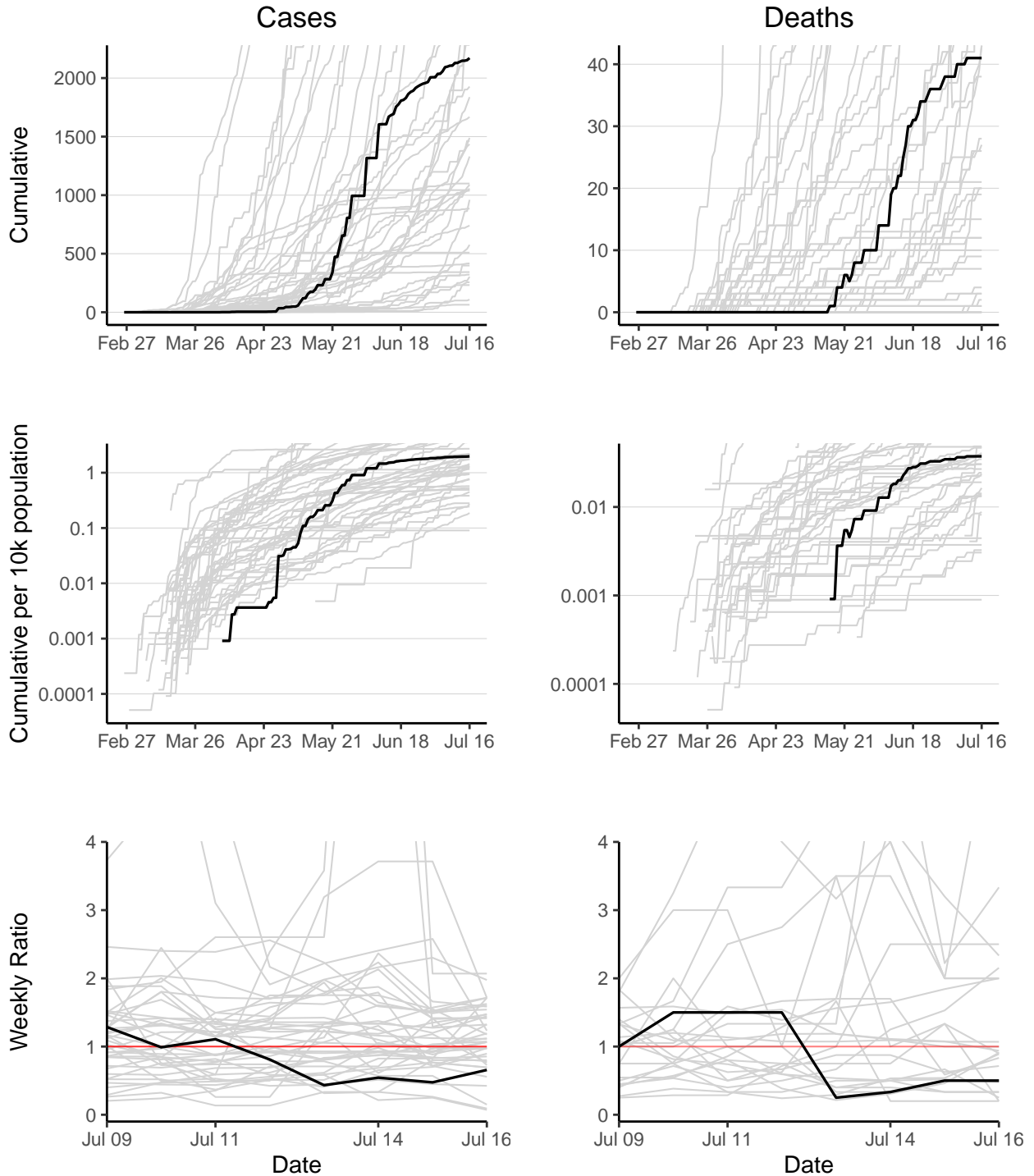
Sierra Leone has 1668 reported case(s) (23rd in the region) and 64 reported death(s) (17th). Cumulative counts per 10,000 population of reported cases and deaths are 2.2 (23rd) and 0.084 (16th) respectively. The weekly ratio of reported cases over the last 2 weeks is 0.98 (29th). The weekly ratio of reported deaths over the last 2 weeks is 0.33 (10th).

South Africa



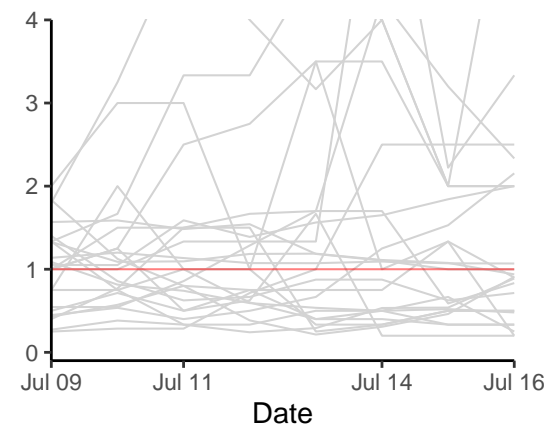
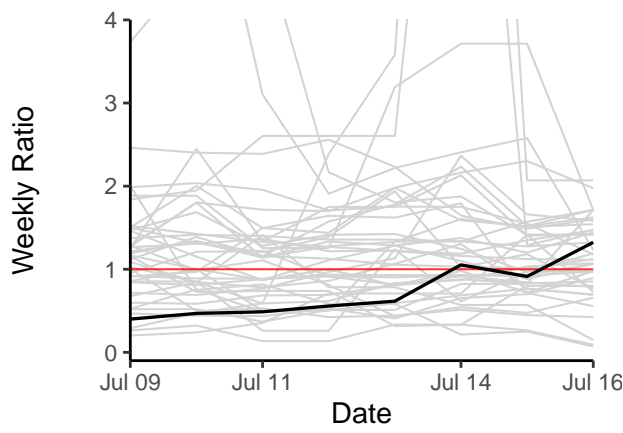
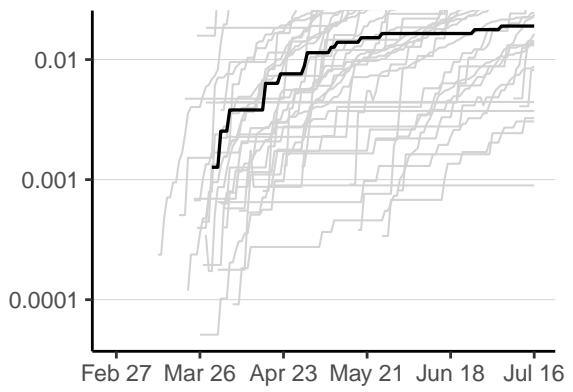
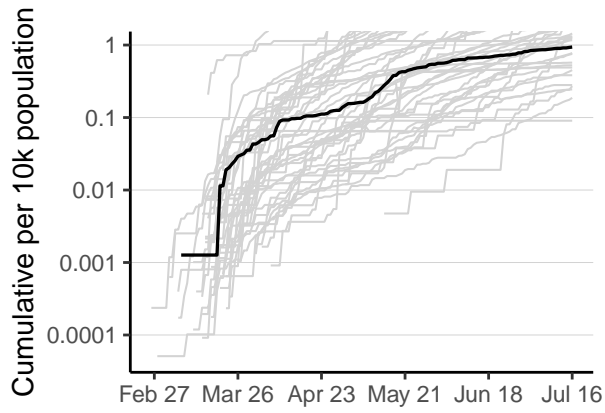
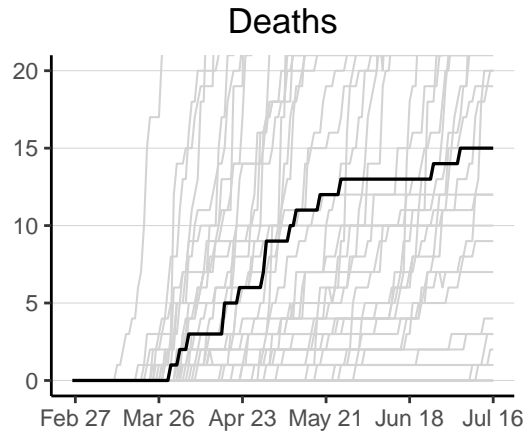
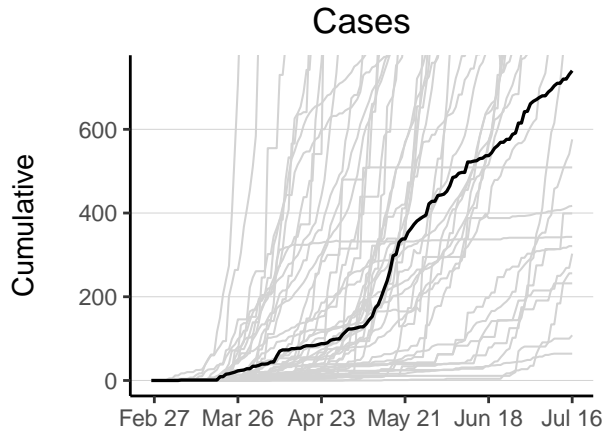
South Africa has 311049 reported case(s) (1st in the region) and 4453 reported death(s) (1st). Cumulative counts per 10,000 population of reported cases and deaths are 54 (1st) and 0.77 (1st) respectively. The weekly ratio of reported cases over the last 2 weeks is 1.3 (17th). The weekly ratio of reported deaths over the last 2 weeks is 1 (20th).

South Sudan



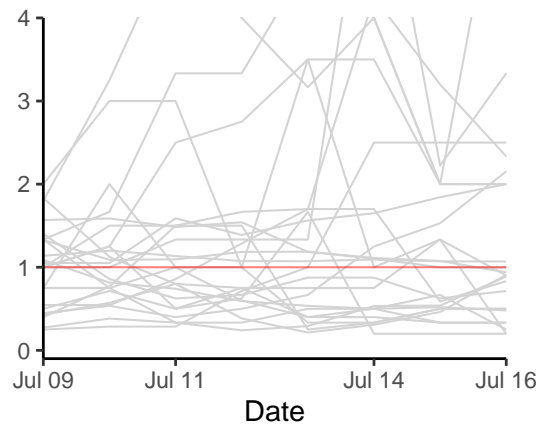
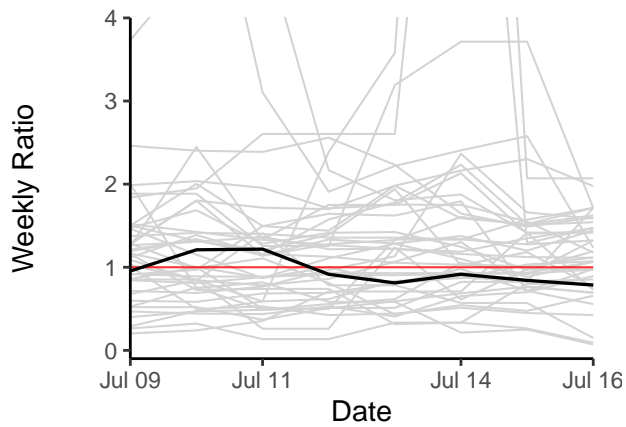
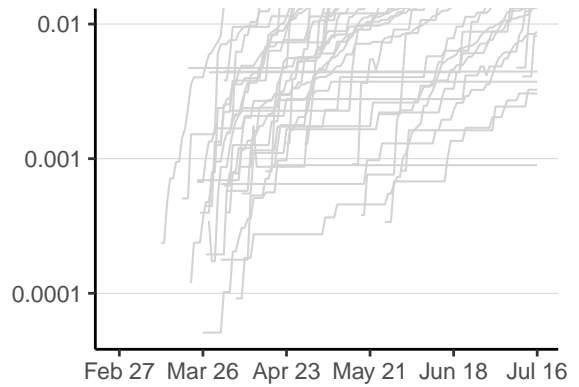
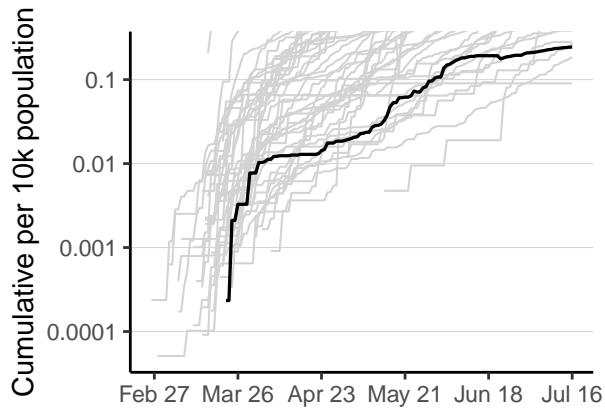
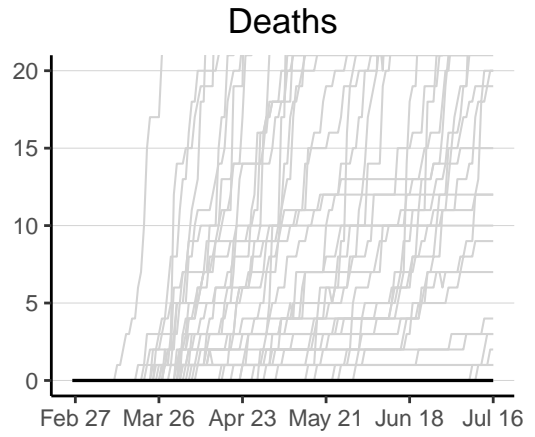
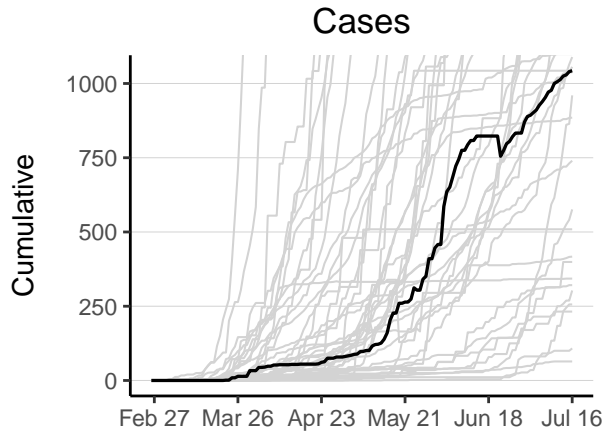
South Sudan has 2171 reported case(s) (20th in the region) and 41 reported death(s) (24th). Cumulative counts per 10,000 population of reported cases and deaths are 2 (25th) and 0.037 (24th) respectively. The weekly ratio of reported cases over the last 2 weeks is 0.66 (39th). The weekly ratio of reported deaths over the last 2 weeks is 0.5 (13th).

Togo



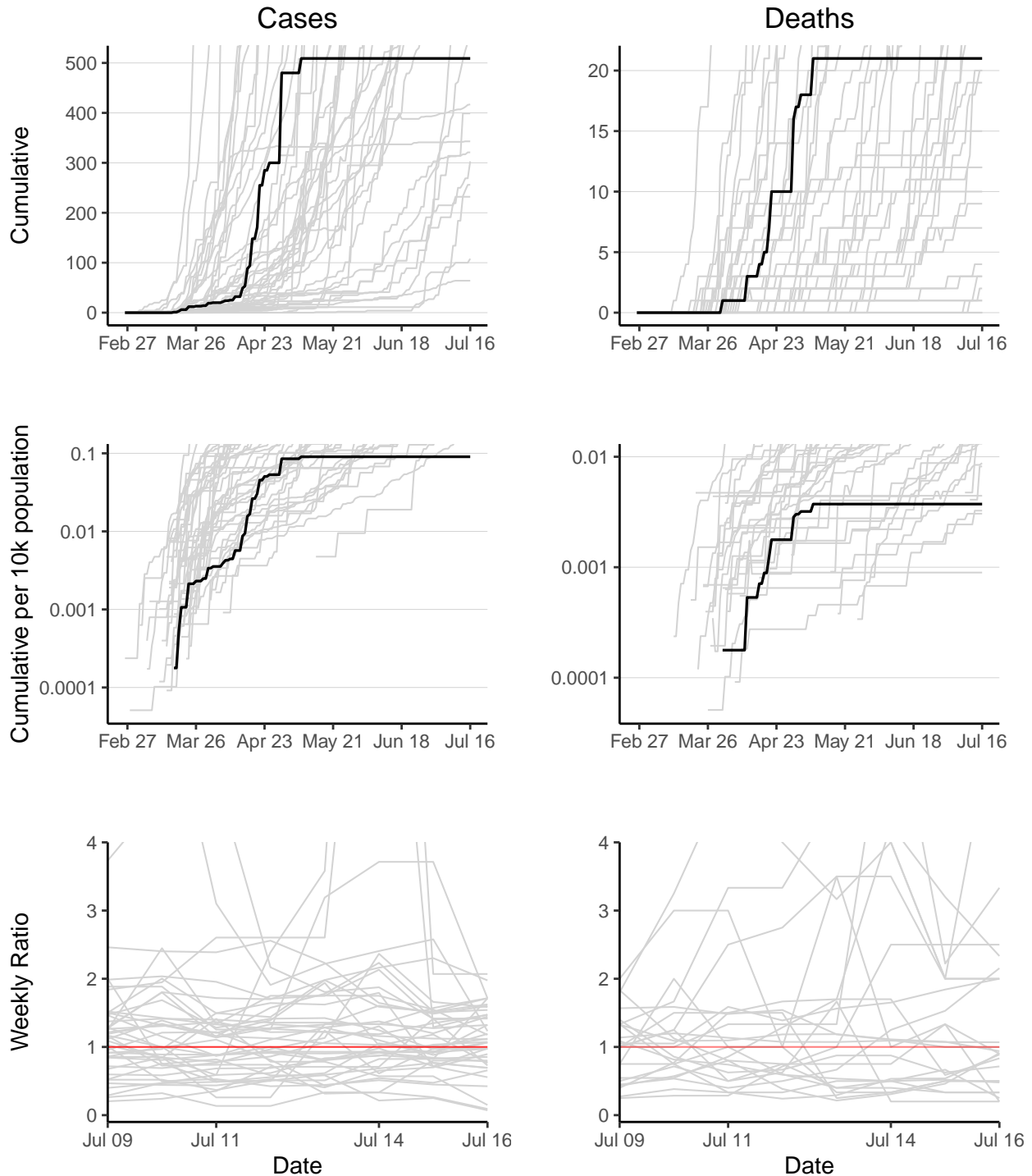
Togo has 740 reported case(s) (36th in the region) and 15 reported death(s) (33rd). Cumulative counts per 10,000 population of reported cases and deaths are 0.94 (35th) and 0.019 (32nd) respectively. The weekly ratio of reported cases over the last 2 weeks is 1.3 (16th). The weekly ratio of reported deaths over the last 2 weeks is 0 (4th).

Uganda



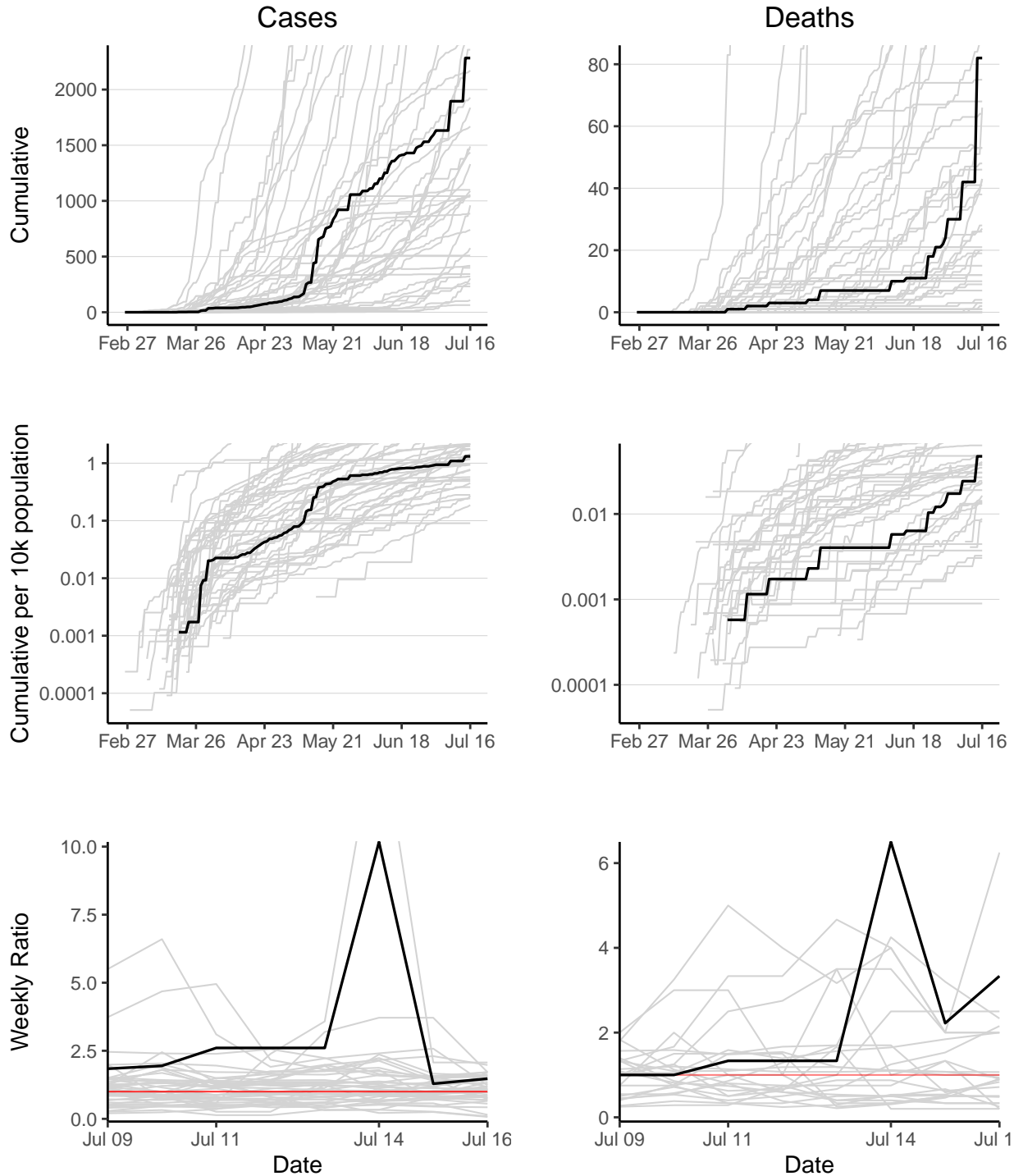
Uganda has 1043 reported case(s) (32nd in the region) and 0 reported death(s) (47th). Cumulative counts per 10,000 population of reported cases and deaths are 0.24 (45th) and 0 (47th) respectively. The weekly ratio of reported cases over the last 2 weeks is 0.79 (34th). The weekly ratio of reported deaths cannot be calculated as no new deaths have been reported in one of the last 2 weeks.

United Republic of Tanzania



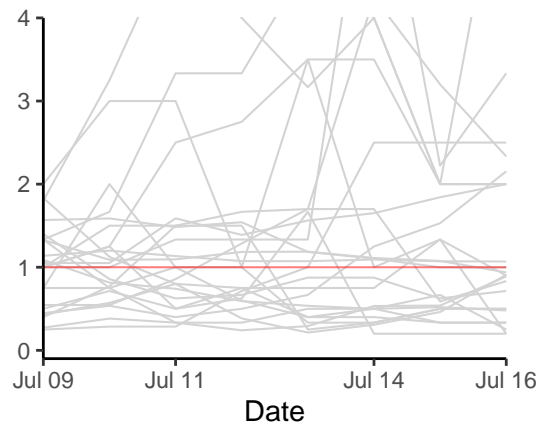
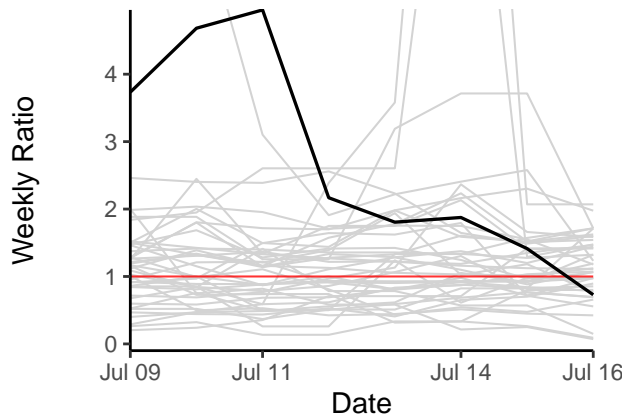
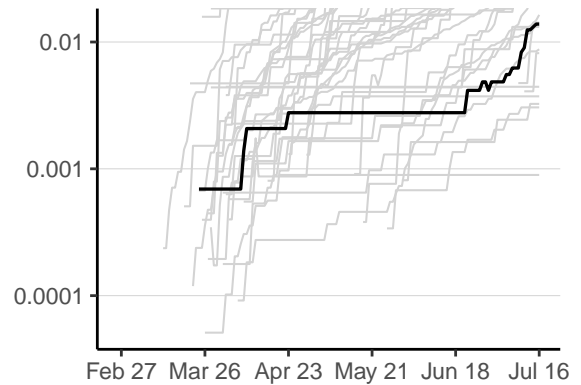
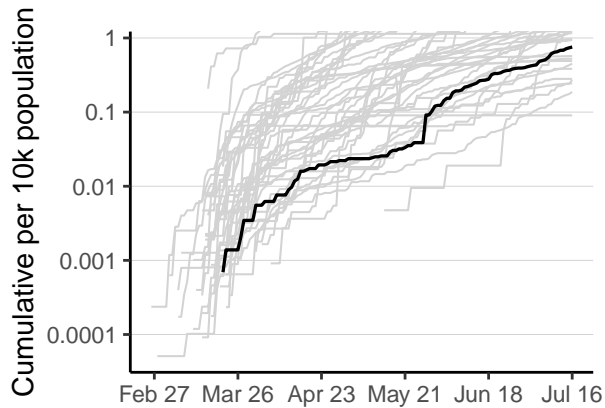
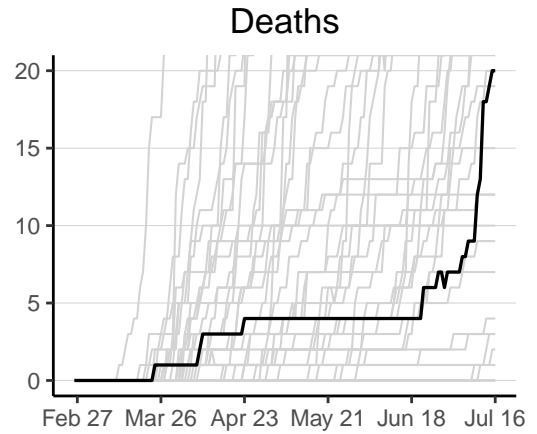
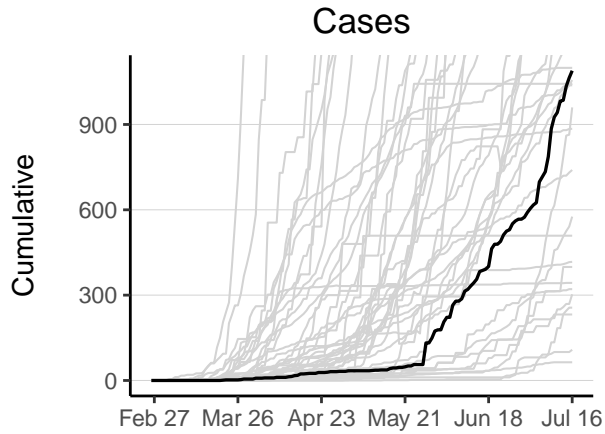
United Republic of Tanzania has 509 reported case(s) (38th in the region) and 21 reported death(s) (29th). Cumulative counts per 10,000 population of reported cases and deaths are 0.09 (47th) and 0.0037 (41st) respectively. The weekly ratio of reported cases cannot be calculated as no new cases have been reported in 1 of the last 2 weeks. The weekly ratio of reported deaths cannot be calculated as no new deaths have been reported in 1 of the last 2 weeks.

Zambia



Zambia has 2283 reported case(s) (19th in the region) and 82 reported death(s) (13th). Cumulative counts per 10,000 population of reported cases and deaths are 1.3 (29th) and 0.047 (20th) respectively. The weekly ratio of reported cases over the last 2 weeks is 1.5 (11th). The weekly ratio of reported deaths over the last 2 weeks is 3.3 (30th).

Zimbabwe



Zimbabwe has 1089 reported case(s) (29th in the region) and 20 reported death(s) (31st). Cumulative counts per 10,000 population of reported cases and deaths are 0.75 (37th) and 0.014 (35th) respectively. The weekly ratio of reported cases over the last 2 weeks is 0.73 (36th). The weekly ratio of reported deaths over the last 2 weeks is 5.5 (31st).

Appendix

Data

Sources and access

- Case counts for countries in WHO Africa Region from WHO Coronavirus disease (COVID-2019) situation reports <https://www.who.int/emergencies/diseases/novel-coronavirus-2019/situation-reports> (accessed 2400 16/07/2020).
- Death counts for countries in WHO African Region from WHO Coronavirus disease (COVID-2019) situation reports <https://www.who.int/emergencies/diseases/novel-coronavirus-2019/situation-reports> (accessed 2400 16/07/2020).
- Population counts from the World Bank (2018) <https://data.worldbank.org/indicator/SP.POP.TOTL?locations=ZG> (accessed 0900 30/03/2020).

Weekly Ratio calculations

Weekly ratios are calculated by dividing the sum of new cases or deaths over the past 7 days by their respective sums in the 7 days prior. The higher the weekly ratio, the faster an epidemic is growing. A weekly ratio of 1 represents stable growth (i.e. the number of cases or deaths in the past 7 days was the same as the 7 days before). A value between 1 and 0 indicates that an epidemic is in decline. A value of -1 has been assigned to countries which have removed cases or deaths from their cumulative counts. Doubling times have been replaced by weekly ratios because as countries move out of their exponential growth phases, doubling times become inappropriate and unreliable.

Confidence intervals calculated using bootstrapping of a simulated dataset with Poisson error structure.

Caveats

- Case count data are affected by any changes in testing strategy or testing effort over time and/or any variation in testing strategy or testing effort between regions.
- Case count data are likely a substantial under-representation of the true number of COVID-19 infections.
- Death data are considered more reliable but may lag behind case data by as much as 3 weeks.

Extended Data tables

Cumulative reported cases

Country	Cum. reported cases	95%CI lower	95%CI upper
South Africa	311049	310195	311954
Nigeria	34259	NA	NA
Ghana	25430	25180	25708
Algeria	20770	20545	21005
Cameroon	16057	NA	NA
Cote d'Ivoire	13037	12848	13233
Kenya	11252	11072	11409
Ethiopia	8475	8334	8628
Senegal	8369	NA	NA
Democratic Republic of the Congo	8162	8015	8312
Guinea	6276	NA	NA
Gabon	5942	5814	6077
Madagascar	5605	NA	NA
Mauritania	5518	5388	5641
Central African Republic	4362	4252	4465
Malawi	2614	2531	2696
Mali	2433	2352	2515
Congo	2358	2280	2441
Zambia	2283	2204	2361
South Sudan	2171	2097	2241
Guinea-Bissau	1927	1855	1996
Cabo Verde	1837	1769	1908
Sierra Leone	1668	1601	1733
Eswatini	1489	1424	1553
Benin	1463	NA	NA
Rwanda	1435	1369	1496
Mozambique	1330	1270	1389
Niger	1099	1046	1153
Zimbabwe	1089	1036	1143
Liberia	1056	1004	1109
Equatorial Guinea	1043	985	1096
Uganda	1043	NA	NA
Burkina Faso	1038	984	1090
Namibia	960	910	1012
Chad	885	835	934
Togo	740	697	784
Angola	576	533	616
United Republic of Tanzania	509	475	546
Sao Tome and Principe	417	NA	NA
Botswana	399	366	432
Mauritius	343	NA	NA
Comoros	321	291	349
Burundi	303	274	332
Lesotho	256	230	282
Eritrea	232	206	258
Seychelles	108	91	125
Gambia	64	52	78

Cumulative reported cases per 10,000 population

Country	Cum. reported cases per 10k pop	95%CI lower	95%CI upper
South Africa	53.8336855	54	54
Cabo Verde	33.7828518	33	35
Gabon	28.0378903	27	29
Sao Tome and Principe	19.7604109	NA	NA
Mauritania	12.5314564	12	13
Seychelles	11.1614063	9	13
Eswatini	10.8924653	10	11
Guinea-Bissau	10.2811223	10	11
Central African Republic	9.3477231	9	10
Ghana	8.5429864	8	9
Equatorial Guinea	7.9680727	8	8
Cameroon	6.3677225	NA	NA
Senegal	5.2786741	NA	NA
Cote d'Ivoire	5.2003993	5	5
Guinea	5.0554529	NA	NA
Algeria	4.9184875	5	5
Congo	4.4962563	4	5
Namibia	3.9211602	4	4
Comoros	3.8566805	3	4
Mauritius	2.7108131	NA	NA
Liberia	2.1913365	2	2
Kenya	2.1894028	2	2
Sierra Leone	2.1803483	2	2
Madagascar	2.1342325	NA	NA
South Sudan	1.9779663	2	2
Botswana	1.7700874	2	2
Nigeria	1.7490259	NA	NA
Malawi	1.4407510	1	1
Zambia	1.3157120	1	1
Mali	1.2753116	1	1
Benin	1.2738301	NA	NA
Lesotho	1.2143452	1	1
Rwanda	1.1664828	1	1
Democratic Republic of the Congo	0.9708797	1	1
Togo	0.9380038	1	1
Ethiopia	0.7759244	1	1
Zimbabwe	0.7542064	1	1
Chad	0.5717885	1	1
Burkina Faso	0.5255288	0	1
Niger	0.4896861	0	1
Mozambique	0.4509092	0	0
Eritrea	0.3834711	0	0
Gambia	0.2806892	0	0
Burundi	0.2711318	0	0
Uganda	0.2441300	NA	NA
Angola	0.1869537	0	0
United Republic of Tanzania	0.0903791	0	0

Cumulative deaths

Country	Cum. reported deaths	95%CI lower	95%CI upper
South Africa	4453	NA	NA
Algeria	1040	988	1097
Nigeria	760	716	804
Cameroon	369	337	402
Kenya	209	NA	NA
Democratic Republic of the Congo	191	168	214
Senegal	153	133	173
Mauritania	149	129	169
Ethiopia	148	128	169
Ghana	139	121	158
Mali	121	103	139
Cote d'Ivoire	87	71	103
Zambia	82	68	97
Chad	75	61	90
Niger	68	55	82
Liberia	66	53	80
Sierra Leone	64	51	77
Burkina Faso	53	NA	NA
Central African Republic	53	41	65
Congo	48	NA	NA
Gabon	46	35	57
Madagascar	43	32	54
Malawi	43	33	54
South Sudan	41	NA	NA
Guinea	38	NA	NA
Benin	28	NA	NA
Angola	27	19	36
Guinea-Bissau	26	18	35
United Republic of Tanzania	21	14	28
Eswatini	20	13	28
Zimbabwe	20	NA	NA
Cabo Verde	19	13	26
Togo	15	9	22
Equatorial Guinea	12	7	18
Sao Tome and Principe	12	NA	NA
Mauritius	10	5	15
Mozambique	9	4	15
Comoros	7	3	11
Rwanda	4	1	7
Gambia	3	0	6
Lesotho	3	1	6
Namibia	2	0	5
Botswana	1	0	3
Burundi	1	0	3
Eritrea	0	0	0
Seychelles	0	0	0
Uganda	0	0	0

Cumulative deaths per 10,000 populations

Country	Cum. reported deaths per 10k pop	95%CI lower	95%CI upper
South Africa	0.7706869	NA	NA
Sao Tome and Principe	0.5686449	NA	NA
Cabo Verde	0.3494144	0	0
Mauritania	0.3383811	0	0
Algeria	0.2462796	0	0
Gabon	0.2170554	0	0
Cameroon	0.1463343	0	0
Eswatini	0.1463058	0	0
Guinea-Bissau	0.1387178	0	0
Liberia	0.1369585	0	0
Central African Republic	0.1135785	0	0
Senegal	0.0965034	0	0
Equatorial Guinea	0.0916749	0	0
Congo	0.0915268	NA	NA
Comoros	0.0841021	0	0
Sierra Leone	0.0836584	0	0
Mauritius	0.0790325	0	0
Mali	0.0634249	0	0
Chad	0.0484567	0	0
Zambia	0.0472573	0	0
Ghana	0.0466958	0	0
Kenya	0.0406670	NA	NA
Nigeria	0.0388003	0	0
South Sudan	0.0373545	NA	NA
Cote d'Ivoire	0.0347039	0	0
Guinea	0.0306098	NA	NA
Niger	0.0302990	0	0
Burkina Faso	0.0268334	NA	NA
Benin	0.0243795	NA	NA
Malawi	0.0237002	0	0
Democratic Republic of the Congo	0.0227197	0	0
Togo	0.0190136	0	0
Madagascar	0.0163732	0	0
Lesotho	0.0142306	0	0
Zimbabwe	0.0138514	NA	NA
Ethiopia	0.0135501	0	0
Gambia	0.0131573	0	0
Angola	0.0087635	0	0
Namibia	0.0081691	0	0
Botswana	0.0044363	0	0
United Republic of Tanzania	0.0037288	0	0
Rwanda	0.0032515	0	0
Mozambique	0.0030513	0	0
Burundi	0.0008948	0	0
Eritrea	0.0000000	0	0
Seychelles	0.0000000	0	0
Uganda	0.0000000	0	0

Weekly Ratio (cases)

Country	Weekly Ratio	95%CI lower	95%CI upper
Benin	2.0697674	1.6000614	2.6773580
Guinea	1.9761092	1.7170520	2.2742512
Angola	1.7142857	1.3475826	2.1807759
Burundi	1.7142857	1.2052306	2.4383513
Chad	1.7142857	0.6749144	4.3542938
Guinea-Bissau	1.7125000	1.2997383	2.2563437
Ethiopia	1.6237838	1.4960675	1.7624029
Madagascar	1.6000000	1.4916658	1.7162021
Rwanda	1.5855263	1.2942149	1.9424082
Mozambique	1.5416667	1.2695995	1.8720361
Zambia	1.4752852	1.2614999	1.7253005
Kenya	1.4684636	1.3843280	1.5577128
Sao Tome and Principe	1.4444444	0.6174308	3.3791960
Congo	1.4206349	1.2454671	1.6204391
Eritrea	1.4166667	0.6765928	2.9662518
Togo	1.3235294	0.8478335	2.0661252
South Africa	1.3222311	1.3088622	1.3357365
Lesotho	1.2323232	0.9453252	1.6064530
Namibia	1.1915584	1.0240870	1.3864169
Eswatini	1.1778523	1.0093470	1.3744888
Malawi	1.1200000	1.0032461	1.2503413
Algeria	1.1124837	1.0596058	1.1680005
Seychelles	1.0769231	0.5062046	2.2910959
Cabo Verde	1.0727273	0.9102030	1.2642716
Liberia	1.0655738	0.8323120	1.3642089
Nigeria	1.0650730	1.0187381	1.1135154
Mauritius	1.0000000	0.0625457	15.9883220
Botswana	0.9770115	0.7245719	1.3174006
Sierra Leone	0.9767442	0.7231045	1.3193518
Senegal	0.9726776	0.8773315	1.0783857
Mauritania	0.8949275	0.7926257	1.0104332
Burkina Faso	0.8536585	0.5437386	1.3402266
Comoros	0.8000000	0.3157346	2.0270187
Uganda	0.7857143	0.5691801	1.0846250
Cote d'Ivoire	0.7645885	0.7153988	0.8171605
Zimbabwe	0.7285714	0.6082985	0.8726248
Central African Republic	0.6950549	0.5920317	0.8160060
Democratic Republic of the Congo	0.6926829	0.6121782	0.7837745
South Sudan	0.6565657	0.4801622	0.8977767
Ghana	0.5563140	0.5303055	0.5835981
Cameroon	0.4909639	0.4573822	0.5270111
Mali	0.4237288	0.3234507	0.5550957
Gabon	0.1488470	0.1160009	0.1909935
Niger	0.0909091	0.0213768	0.3866098
Gambia	0.0714286	0.0093924	0.5432071
Equatorial Guinea	NA	NA	NA
United Republic of Tanzania	NA	NA	NA

Weekly Ratio (deaths)

Country	Weekly Ratio	95%CI lower	95%CI upper
Liberia	6.2500000	2.1751316	17.9586836
Zimbabwe	5.5000000	1.2190649	24.8141009
Zambia	3.3333333	1.7486741	6.3540206
Benin	2.5000000	0.4850211	12.8860378
Mauritania	2.3333333	0.8966549	6.0719508
Ethiopia	2.1538462	1.1156642	4.1581088
Eswatini	2.0000000	0.5001826	7.9970800
Kenya	2.0000000	1.1692694	3.4209397
Lesotho	2.0000000	0.1813452	22.0573775
Malawi	2.0000000	0.8985082	4.4518237
Algeria	1.0689655	0.7472519	1.5291863
Guinea-Bissau	1.0000000	0.0625457	15.9883220
South Africa	0.9976553	0.9072749	1.0970392
Nigeria	0.9382716	0.6861050	1.2831180
Madagascar	0.9090909	0.3860857	2.1405771
Cote d'Ivoire	0.9000000	0.3657086	2.2148780
Democratic Republic of the Congo	0.8888889	0.3429496	2.3039056
Ghana	0.8333333	0.3600388	1.9288044
Angola	0.7142857	0.2266993	2.2505761
Mozambique	0.5000000	0.0453363	5.5143444
South Sudan	0.5000000	0.0453363	5.5143444
Senegal	0.4800000	0.2411591	0.9553860
Cabo Verde	0.3333333	0.0346719	3.2046432
Sierra Leone	0.3333333	0.0346719	3.2046432
Mali	0.2500000	0.0279415	2.2368134
Cameroon	0.2173913	0.1097091	0.4307661
Central African Republic	0.2000000	0.0233651	1.7119525
Congo	0.2000000	0.0233651	1.7119525
Gabon	0.0000000	0.0000000	NA
Gambia	0.0000000	0.0000000	NA
Niger	0.0000000	0.0000000	NA
Togo	0.0000000	0.0000000	NA
Guinea	-1.0000000	NA	NA
Botswana	NA	NA	NA
Burkina Faso	NA	NA	NA
Burundi	NA	NA	NA
Chad	NA	NA	NA
Comoros	NA	NA	NA
Equatorial Guinea	NA	NA	NA
Eritrea	NA	NA	NA
Mauritius	NA	NA	NA
Namibia	NA	NA	NA
Rwanda	NA	NA	NA
Sao Tome and Principe	NA	NA	NA
Seychelles	NA	NA	NA
Uganda	NA	NA	NA
United Republic of Tanzania	NA	NA	NA