

COVID-19 situation report for WHO Africa Region  
10/07/2020

Produced by the TIBA COVID-19 Pandemic Response Unit



# Contents

(Click to access)

<b>Section 1: Overview of WHO Africa Region 09/07/2020</b>	<b>4</b>
Overview . . . . .	4
Methods . . . . .	5
Summary maps . . . . .	6
<b>Section 2: Individual country situations</b>	<b>7</b>
Algeria . . . . .	8
Angola . . . . .	9
Benin . . . . .	10
Botswana . . . . .	11
Burkina Faso . . . . .	12
Burundi . . . . .	13
Cabo Verde . . . . .	14
Cameroon . . . . .	15
Central African Republic . . . . .	16
Chad . . . . .	17
Comoros . . . . .	18
Congo . . . . .	19
Cote d'Ivoire . . . . .	20
Democratic Republic of the Congo . . . . .	21
Equatorial Guinea . . . . .	22
Eritrea . . . . .	23
Eswatini . . . . .	24
Ethiopia . . . . .	25
Gabon . . . . .	26
Gambia . . . . .	27
Ghana . . . . .	28
Guinea . . . . .	29
Guinea-Bissau . . . . .	30
Kenya . . . . .	31

Lesotho . . . . .	32
Liberia . . . . .	33
Madagascar . . . . .	34
Malawi . . . . .	35
Mali . . . . .	36
Mauritania . . . . .	37
Mauritius . . . . .	38
Mozambique . . . . .	39
Namibia . . . . .	40
Niger . . . . .	41
Nigeria . . . . .	42
Rwanda . . . . .	43
Sao Tome and Principe . . . . .	44
Senegal . . . . .	45
Seychelles . . . . .	46
Sierra Leone . . . . .	47
South Africa . . . . .	48
South Sudan . . . . .	49
Togo . . . . .	50
Uganda . . . . .	51
United Republic of Tanzania . . . . .	52
Zambia . . . . .	53
Zimbabwe . . . . .	54
<b>Appendix</b>	<b>55</b>
Data . . . . .	55
Sources and access . . . . .	55
Weekly Ratio calculations . . . . .	55
Caveats . . . . .	55
<b>Extended Data tables</b>	<b>56</b>
Cumulative reported cases . . . . .	56
Cumulative reported cases per 10,000 population . . . . .	57
Cumulative deaths . . . . .	58
Cumulative deaths per 10,000 populations . . . . .	59
Weekly Ratio (cases) . . . . .	60
Weekly Ratio (deaths) . . . . .	61

## Section 1: Overview of WHO Africa Region 09/07/2020

### Overview



**Total Reported Cases**  
**407493**

**Total Reported Deaths**  
**7520**

## Methods

We compare the size and rate of increase of the COVID-19 epidemic across the countries included in WHO Africa Region.

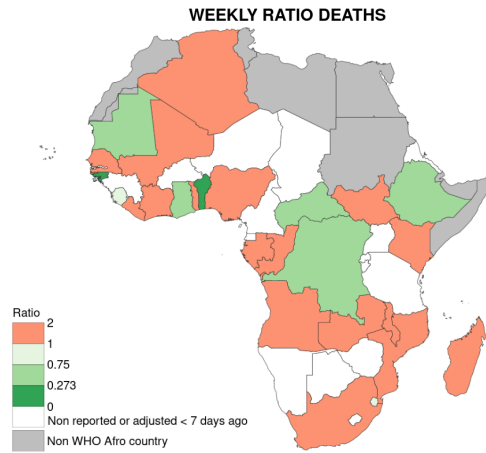
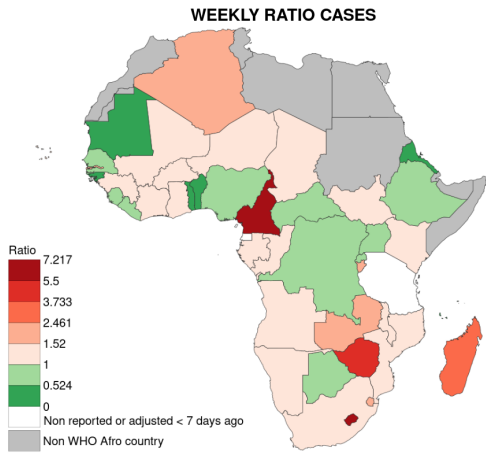
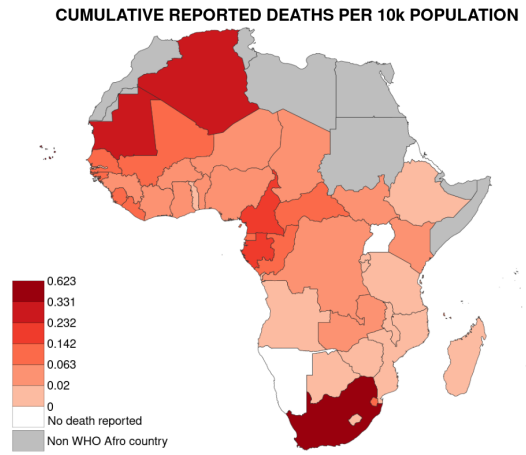
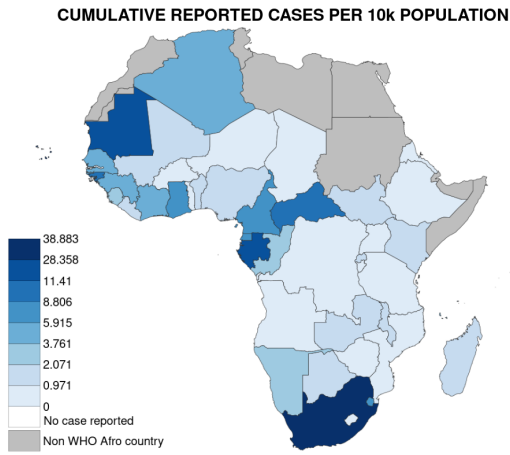
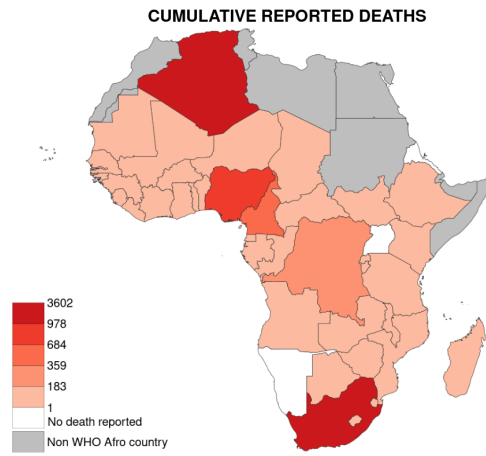
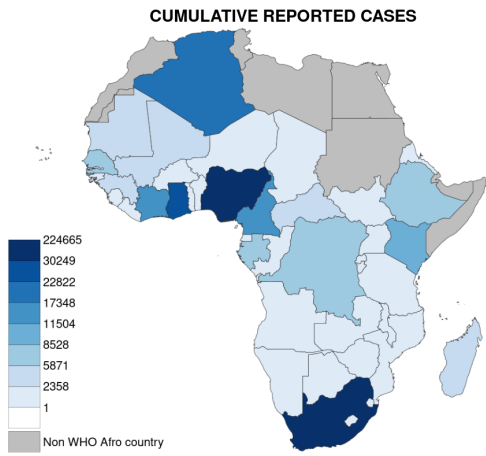
The maps below summarise the in-country situations:

- Top row: cumulative reported cases (left) and deaths (right).
- Middle row: cumulative reported cases (left) and deaths (right) per 10,000 population on a log10 scale.
- Bottom row: weekly ratios for new cases and new deaths. The higher the weekly ratio, the faster an epidemic is growing. A weekly ratio of 1 represents stable growth (i.e. the number of cases or deaths in the past 7 days was the same as the 7 days before). A value between 1 and 0 indicates that an epidemic is in decline. See methods for more details.

Caveats:

- Colour scales are non-linear and are re-calibrated every week.
- WHO African region countries shaded in white either have no reported deaths/cases or, for weekly ratio calculations, have reduced their cumulative total cases/deaths in the last 14 days due to retrospective changes in reporting procedures.
- Doubling times have been replaced by weekly ratios because some countries are moving out of the exponential phase of the epidemic.

# Summary maps



## Section 2: Individual country situations

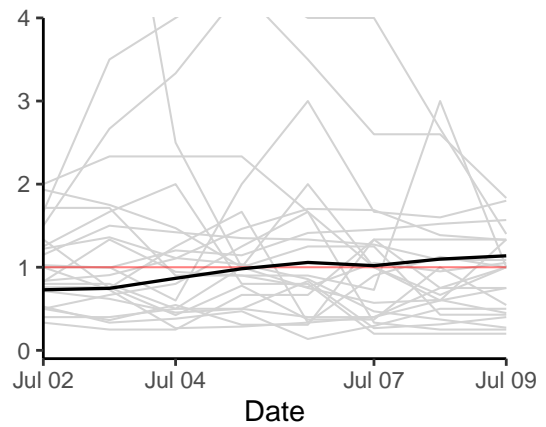
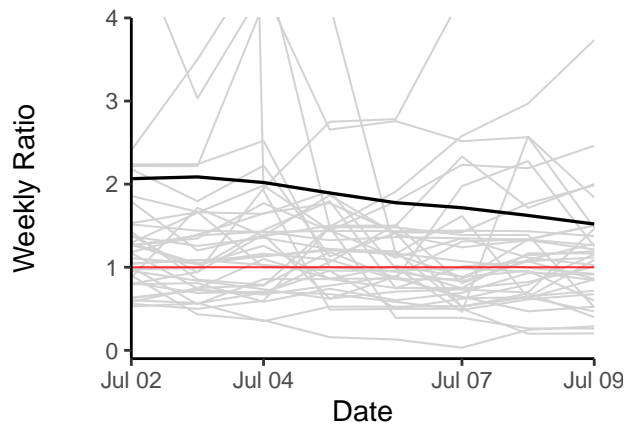
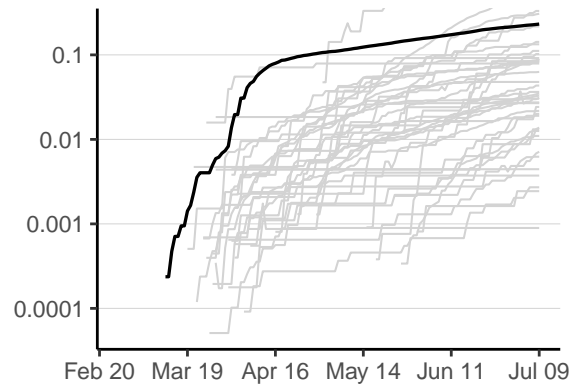
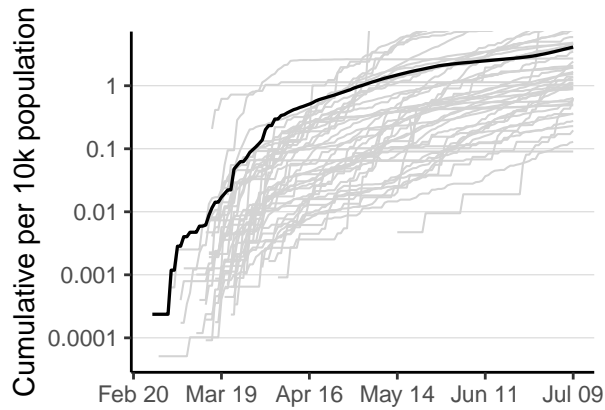
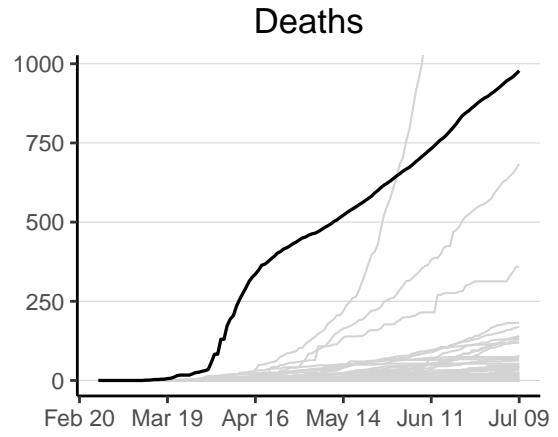
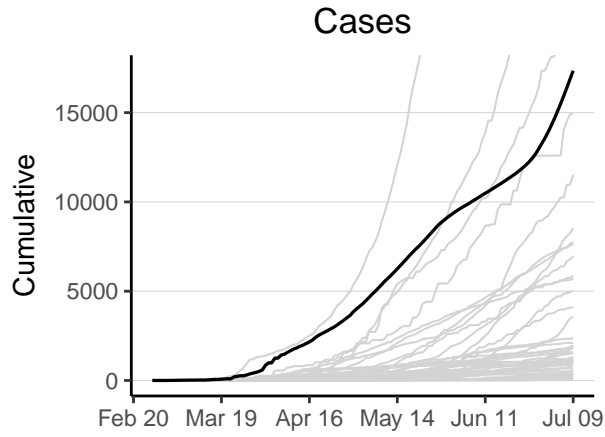
As of 09/07/2020, each panel below shows for each country:

- Top row: cumulative reported cases (left) and deaths (right).
- Middle row: cumulative reported cases (left) and deaths (right) per 10,000 population on a log10 scale.
- Bottom row: weekly ratio of the number of new cases (left) and deaths (right) calculated for each of the past 7 days leading up to 09/07/2020.

Caveats;

- Retrospective changes in reporting policy may cause cumulative deaths/cases counts to drop as described in WHO Sit Rep Number 105, published on 04/05/2020.

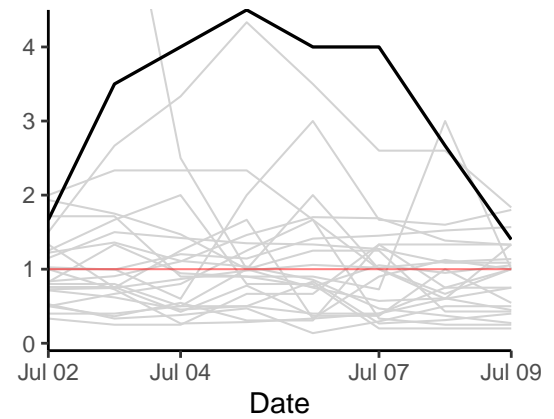
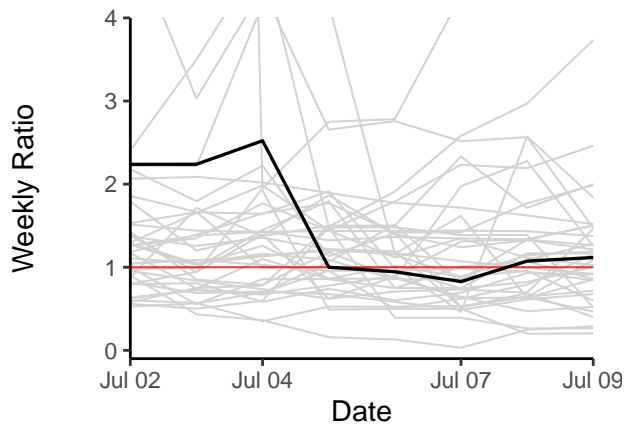
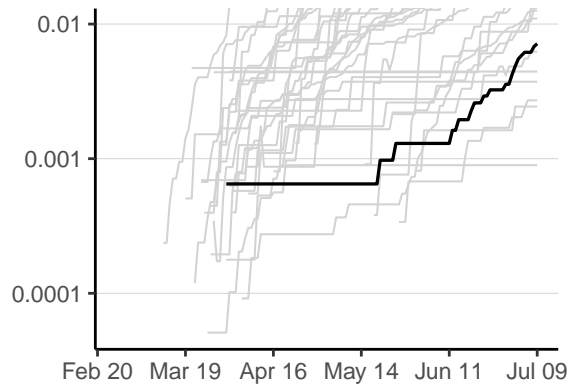
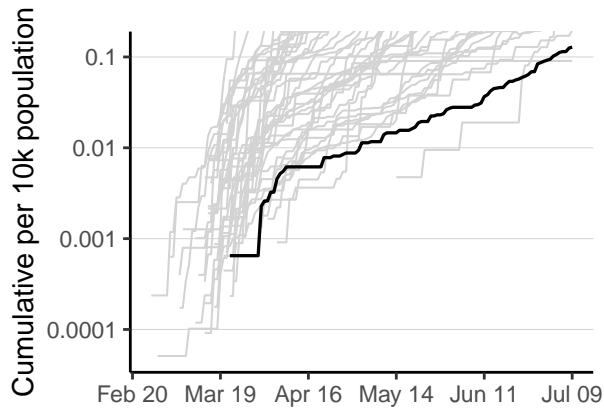
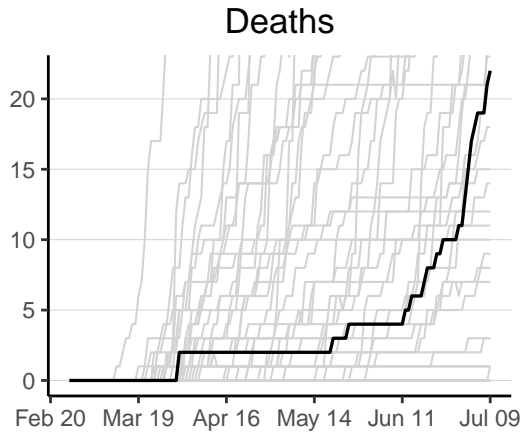
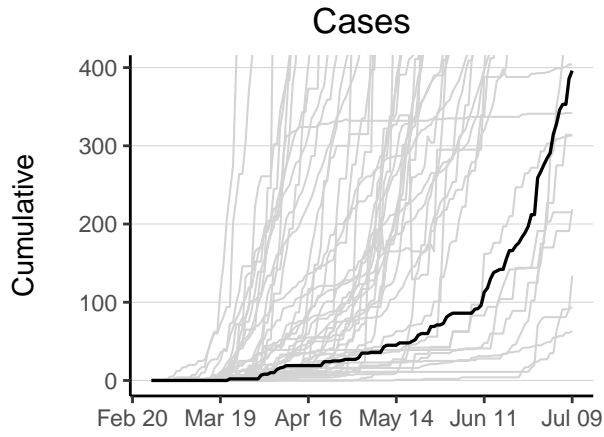
# Algeria



Algeria has 17348 reported case(s) (4th in the region) and 978 reported death(s) (2nd). Cumulative counts per 10,000 population of reported cases and deaths are 4.1 (16th) and 0.23 (5th) respectively. The weekly ratio of reported cases over the last 2 weeks is 1.5 (9th). The weekly ratio of reported deaths over the last 2 weeks is 1.1 (20th).

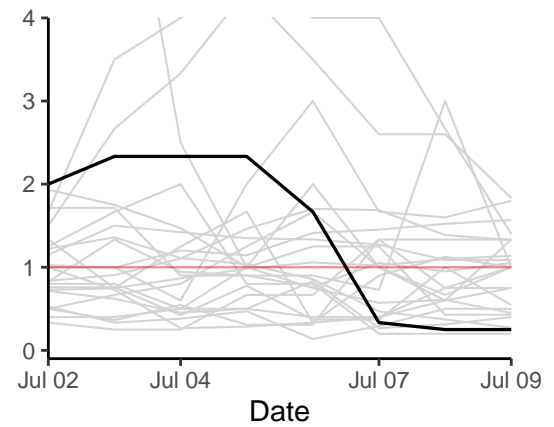
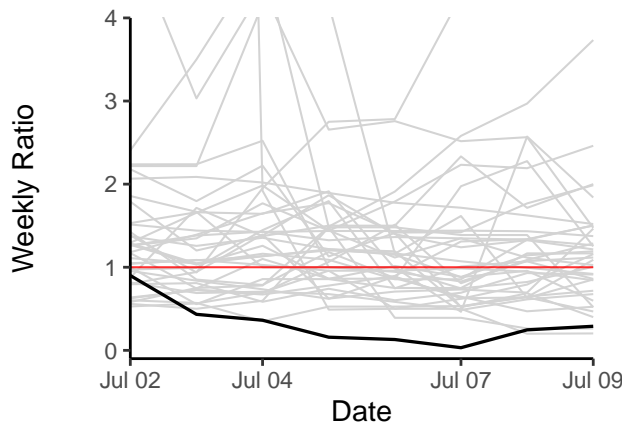
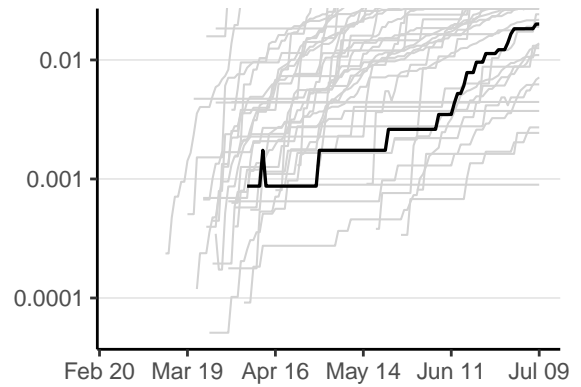
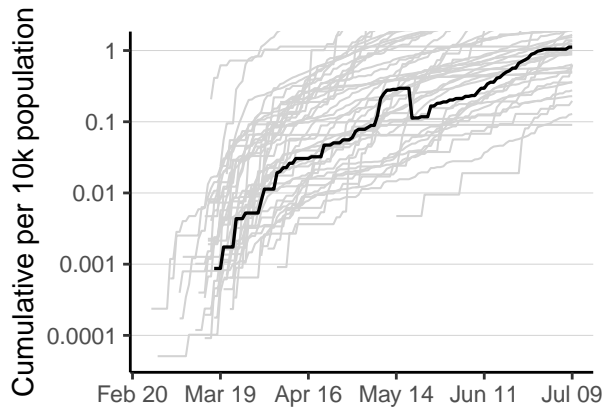
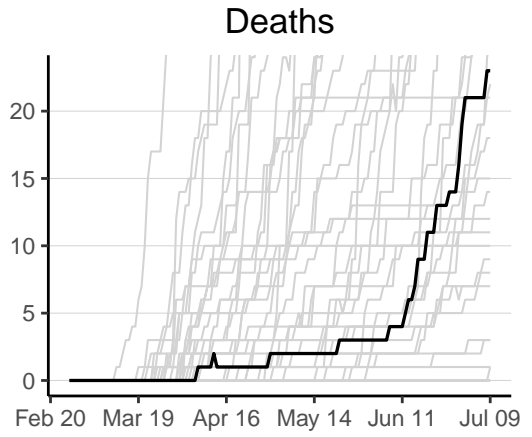
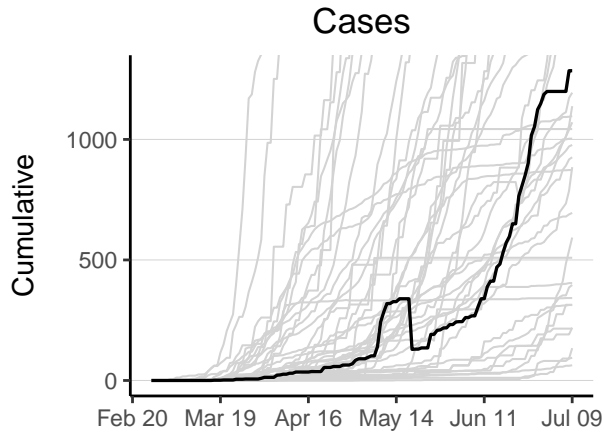


# Angola



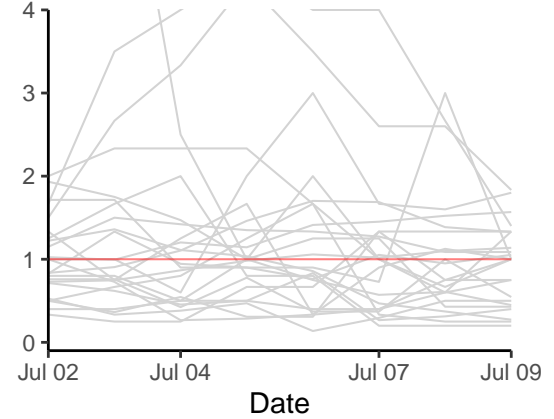
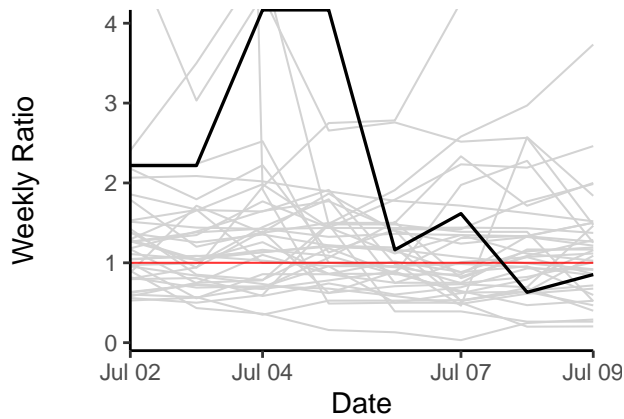
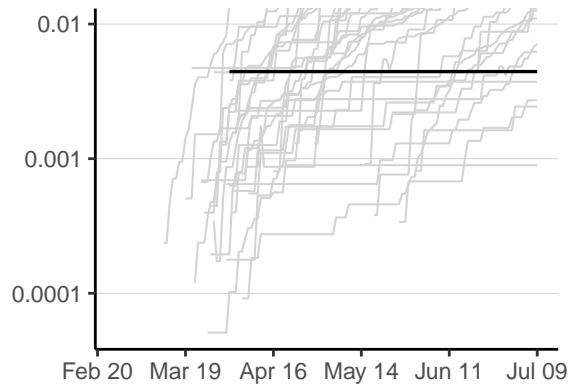
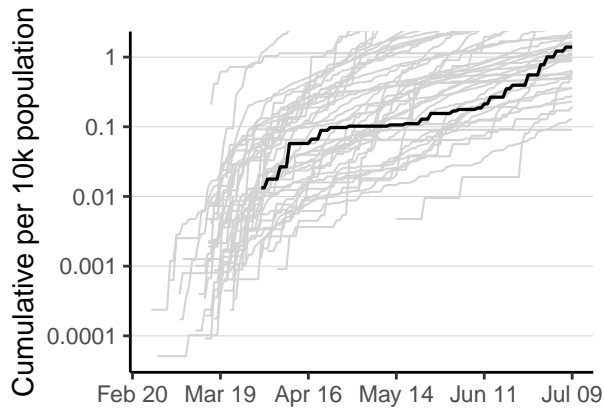
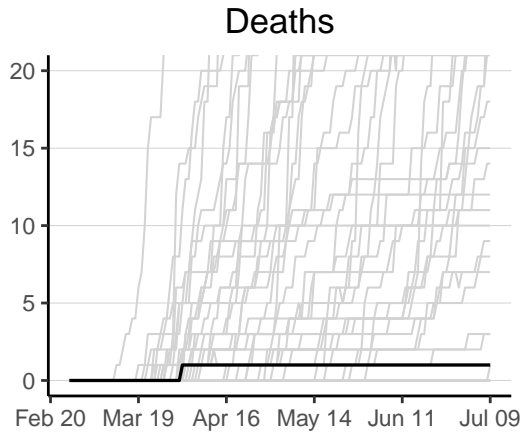
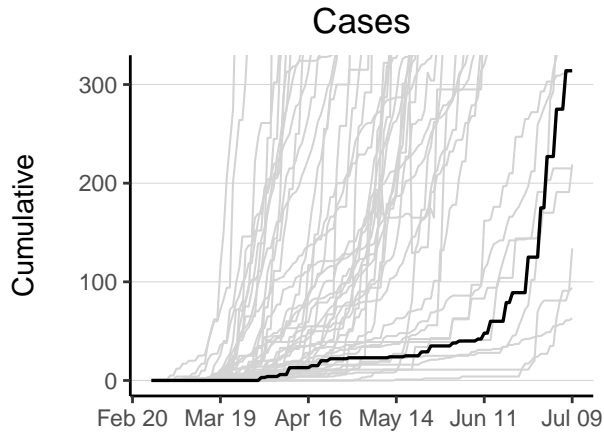
Angola has 396 reported case(s) (39th in the region) and 22 reported death(s) (28th). Cumulative counts per 10,000 population of reported cases and deaths are 0.13 (46th) and 0.0071 (36th) respectively. The weekly ratio of reported cases over the last 2 weeks is 1.1 (24th). The weekly ratio of reported deaths over the last 2 weeks is 1.4 (25th).

# Benin



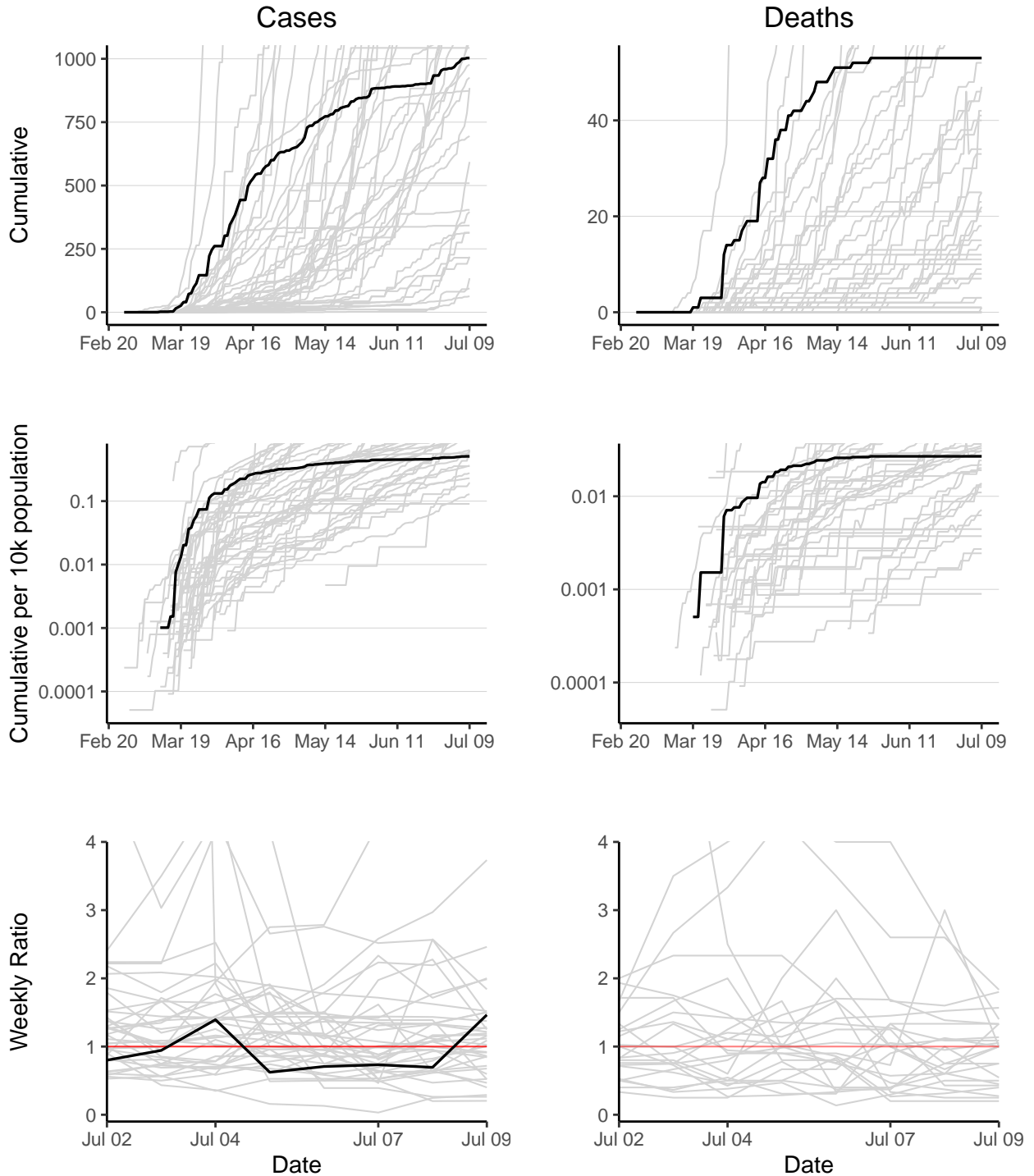
Benin has 1285 reported case(s) (24th in the region) and 23 reported death(s) (27th). Cumulative counts per 10,000 population of reported cases and deaths are 1.1 (29th) and 0.02 (30th) respectively. The weekly ratio of reported cases over the last 2 weeks is 0.29 (41st). The weekly ratio of reported deaths over the last 2 weeks is 0.25 (4th).

# Botswana



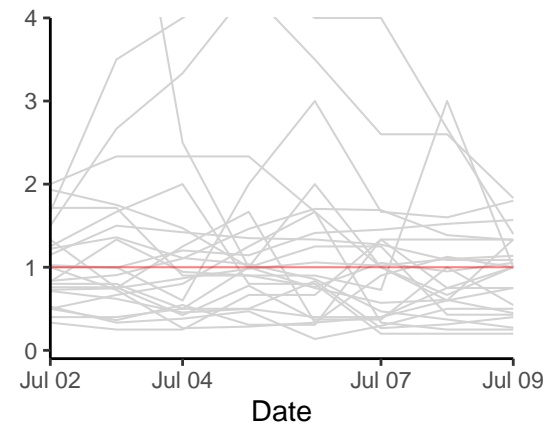
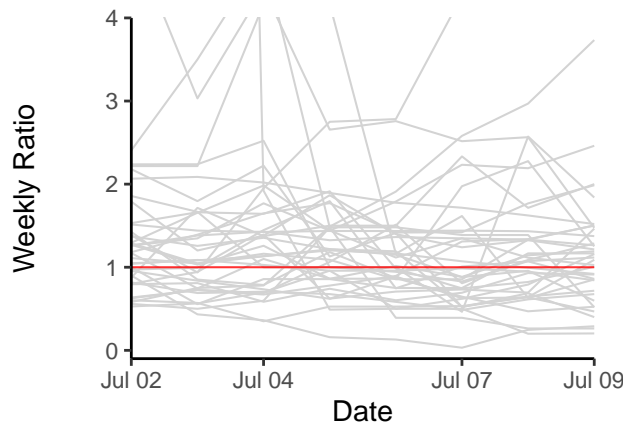
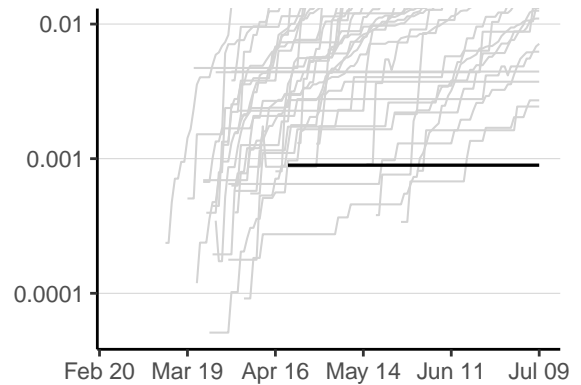
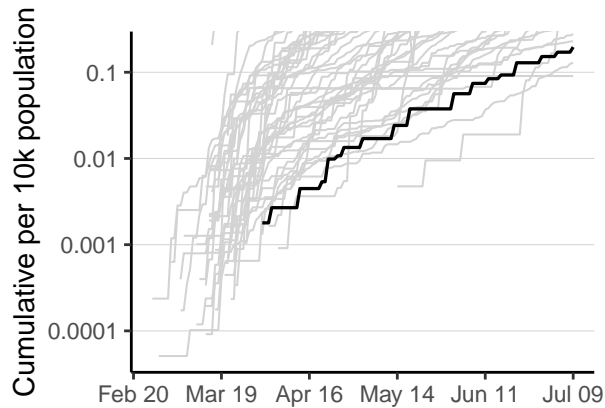
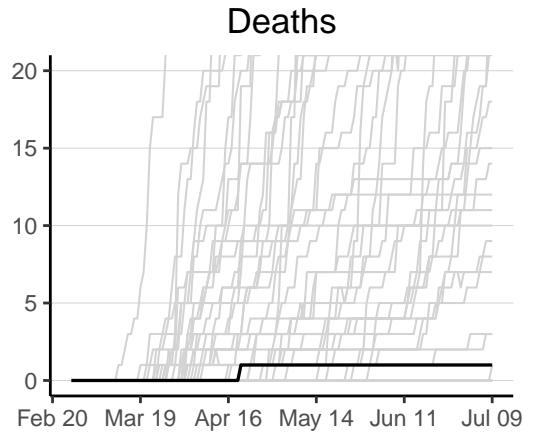
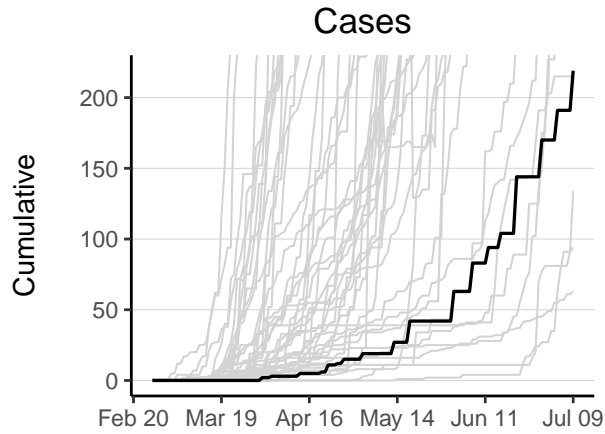
Botswana has 314 reported case(s) (41st in the region) and 1 reported death(s) (41st). Cumulative counts per 10,000 population of reported cases and deaths are 1.4 (26th) and 0.0044 (39th) respectively. The weekly ratio of reported cases over the last 2 weeks is 0.85 (32nd). The weekly ratio of reported deaths cannot be calculated as no new deaths have been reported in one of the last 2 weeks.

# Burkina Faso



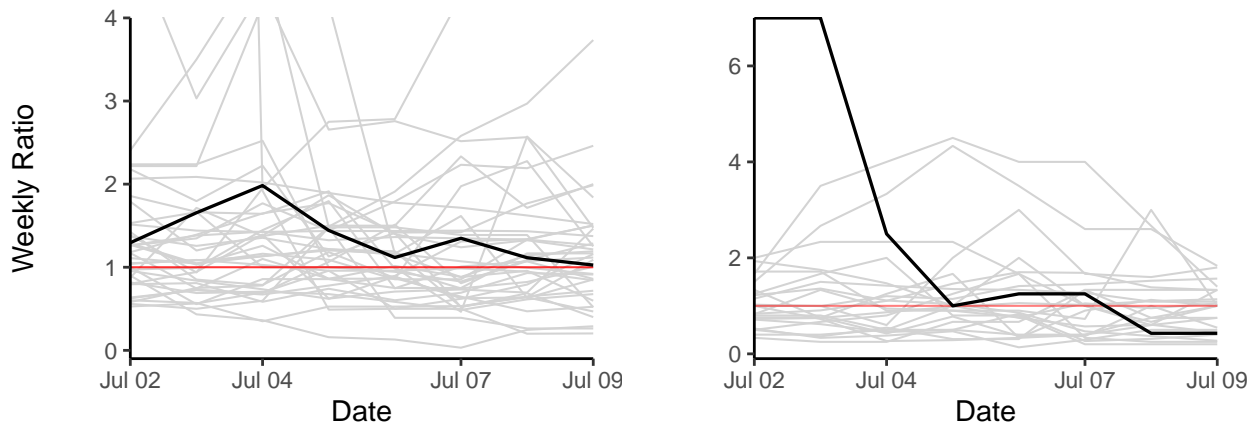
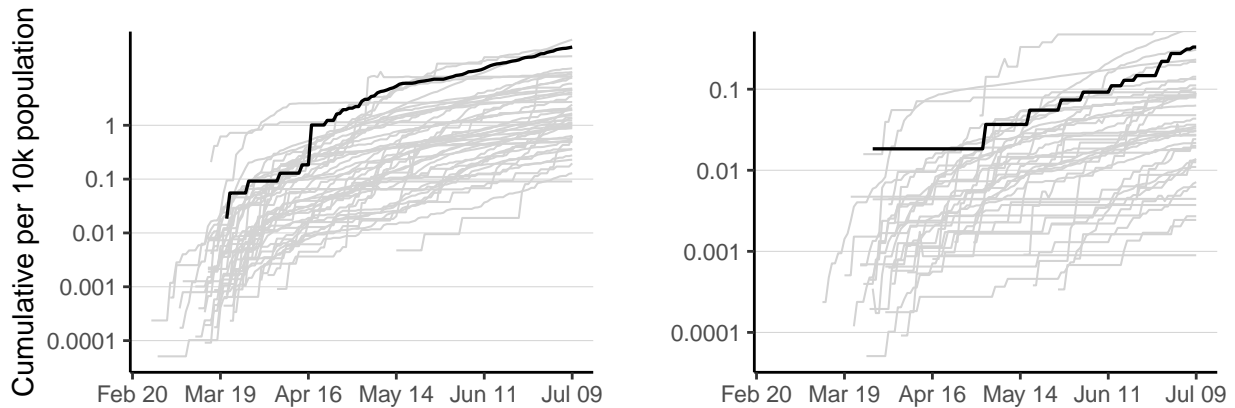
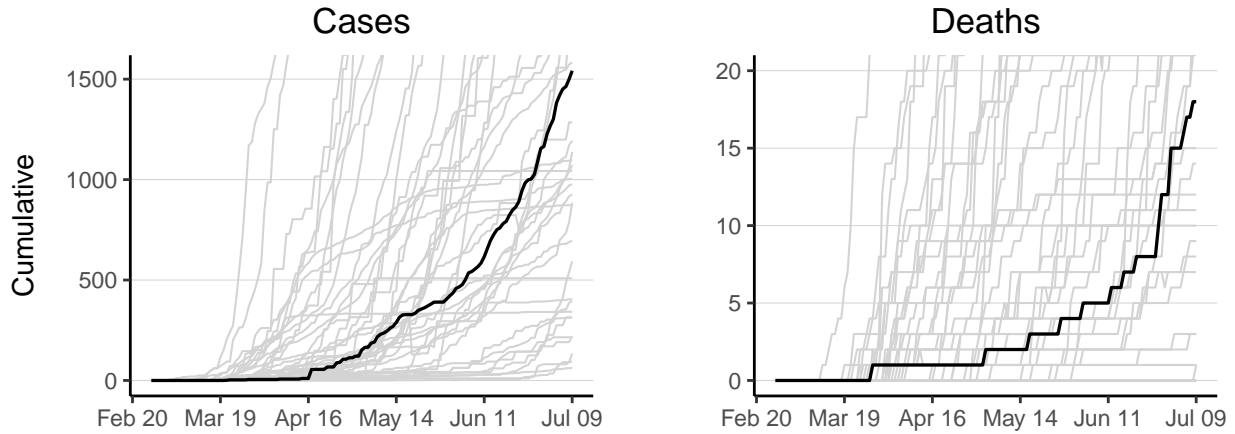
Burkina Faso has 1003 reported case(s) (30th in the region) and 53 reported death(s) (16th). Cumulative counts per 10,000 population of reported cases and deaths are 0.51 (39th) and 0.027 (27th) respectively. The weekly ratio of reported cases over the last 2 weeks is 1.5 (13th). The weekly ratio of reported deaths cannot be calculated as no new deaths have been reported in one of the last 2 weeks.

# Burundi



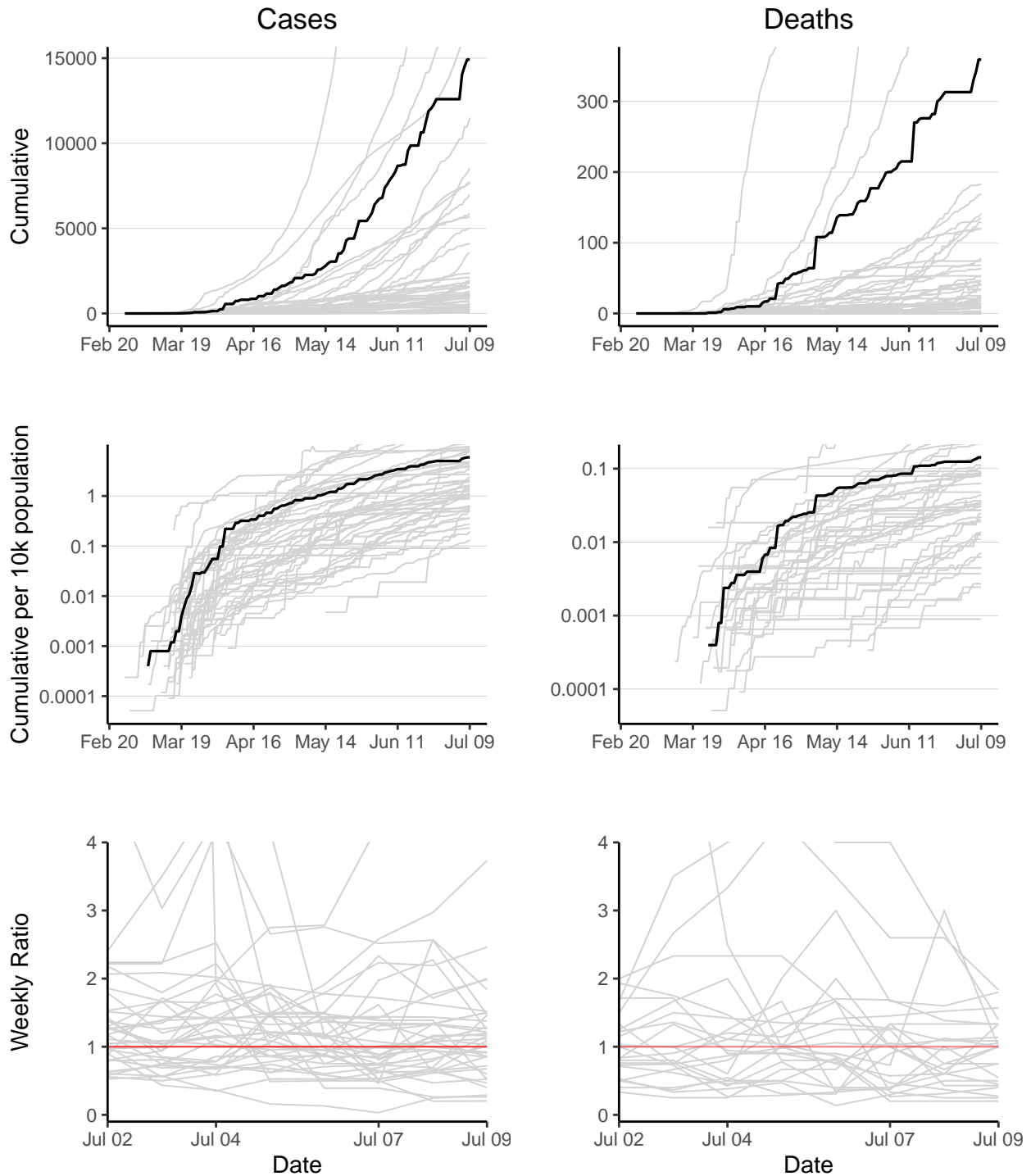
Burundi has 219 reported case(s) (43rd in the region) and 1 reported death(s) (42nd). Cumulative counts per 10,000 population of reported cases and deaths are 0.2 (45th) and 0.00089 (43rd) respectively. The weekly ratio of reported cases over the last 2 weeks is 1.9 (7th). The weekly ratio of reported deaths cannot be calculated as no new deaths have been reported in one of the last 2 weeks.

# Cabo Verde



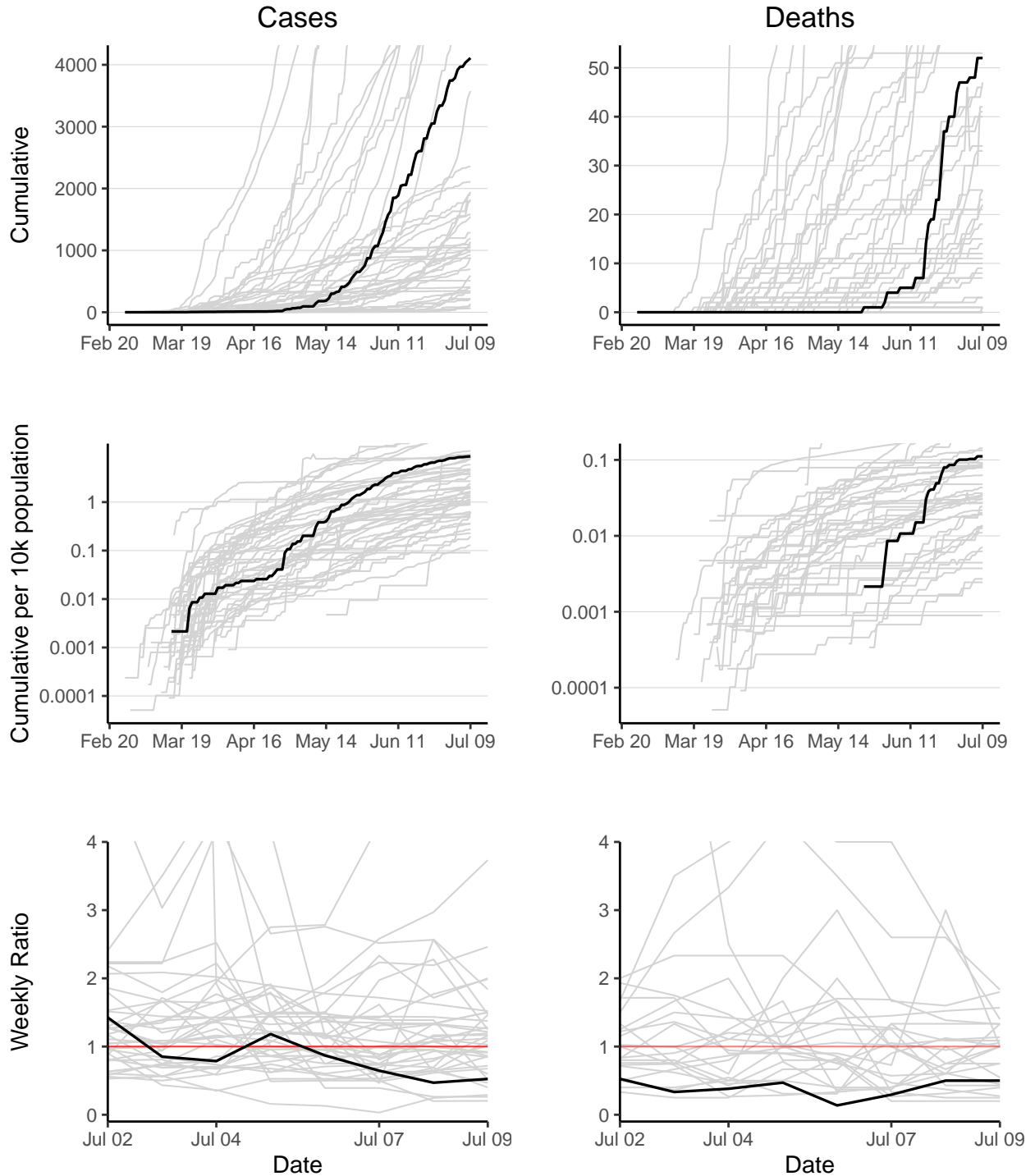
Cabo Verde has 1542 reported case(s) (23rd in the region) and 18 reported death(s) (30th). Cumulative counts per 10,000 population of reported cases and deaths are 28 (2nd) and 0.33 (3rd) respectively. The weekly ratio of reported cases over the last 2 weeks is 1 (26th). The weekly ratio of reported deaths over the last 2 weeks is 0.43 (7th).

# Cameroon



Cameroon has 14916 reported case(s) (5th in the region) and 359 reported death(s) (4th). Cumulative counts per 10,000 population of reported cases and deaths are 5.9 (12th) and 0.14 (7th) respectively. The weekly ratio of reported cases over the last 2 weeks is 7.2 (1st). The weekly ratio of reported deaths cannot be calculated as no new deaths have been reported in one of the last 2 weeks.

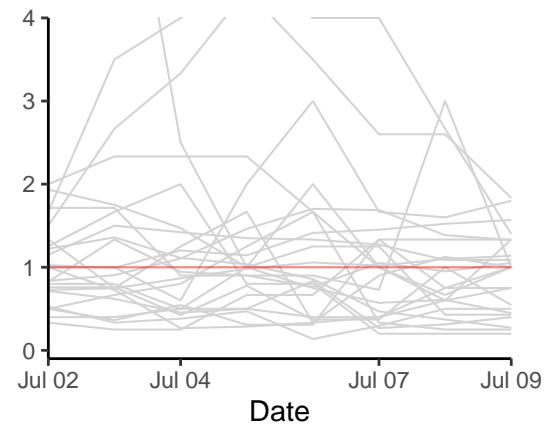
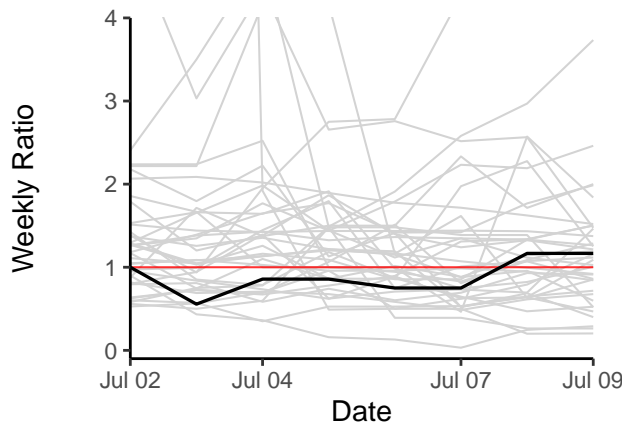
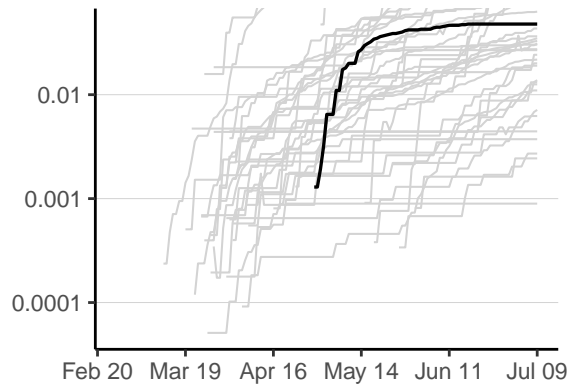
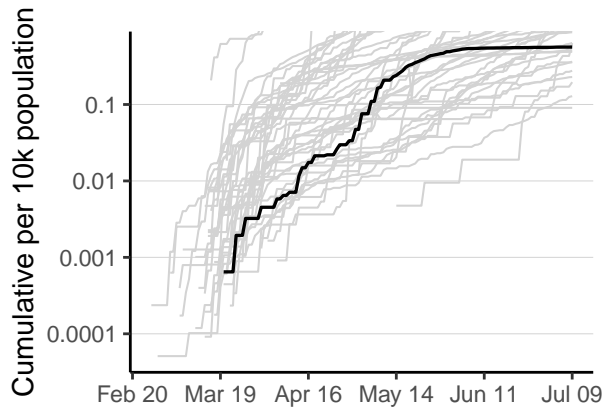
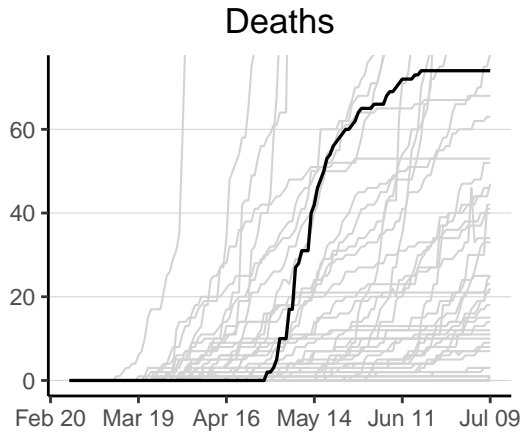
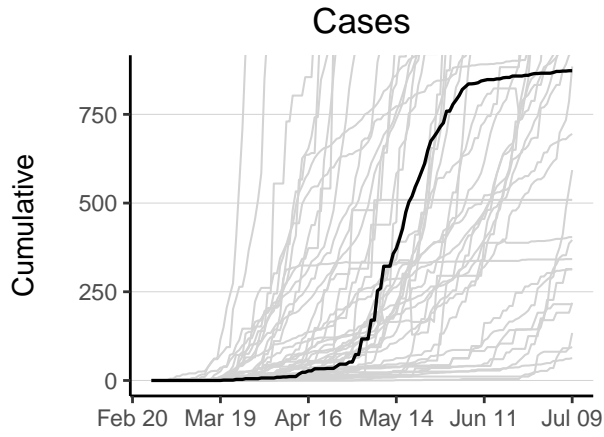
# Central African Republic



Central African Republic has 4109 reported case(s) (14th in the region) and 52 reported death(s) (17th). Cumulative counts per 10,000 population of reported cases and deaths are 8.8 (8th) and 0.11 (9th) respectively. The weekly ratio of reported cases over the last 2 weeks is 0.52 (37th). The weekly ratio of reported deaths over the last 2 weeks is 0.5 (9th).

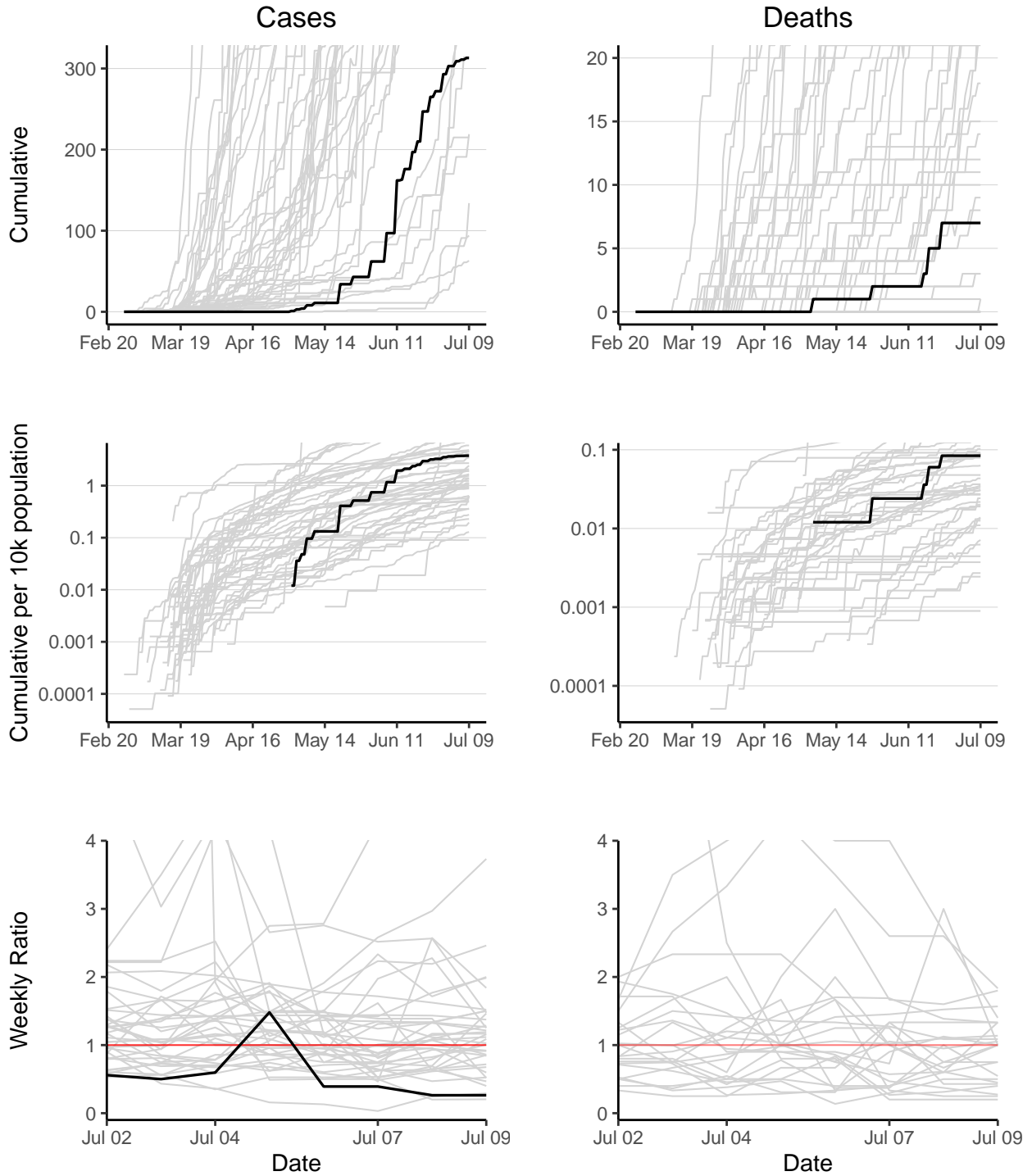


# Chad



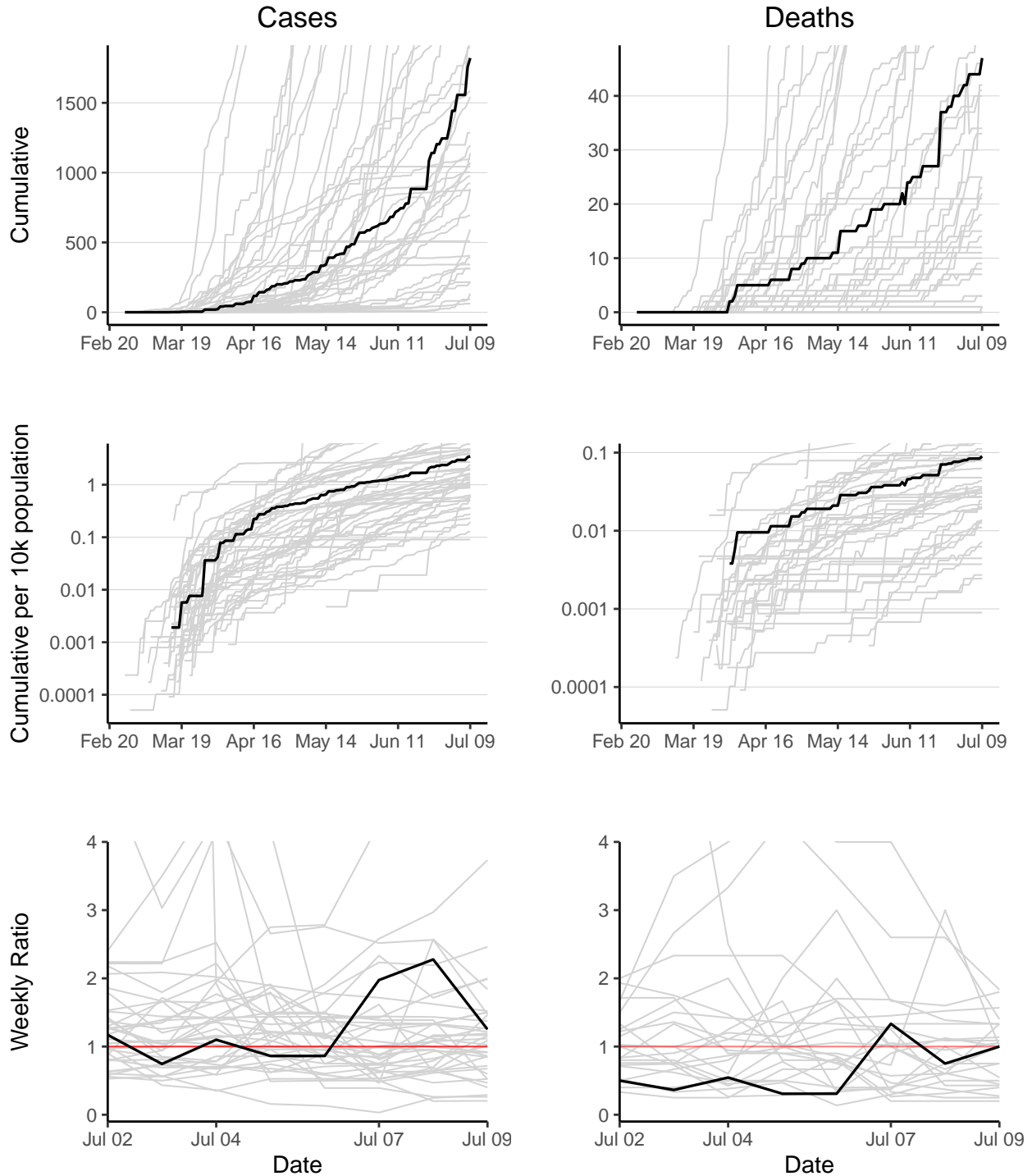
Chad has 873 reported case(s) (34th in the region) and 74 reported death(s) (13th). Cumulative counts per 10,000 population of reported cases and deaths are 0.56 (38th) and 0.048 (19th) respectively. The weekly ratio of reported cases over the last 2 weeks is 1.2 (22nd). The weekly ratio of reported deaths cannot be calculated as no new deaths have been reported in one of the last 2 weeks.

# Comoros



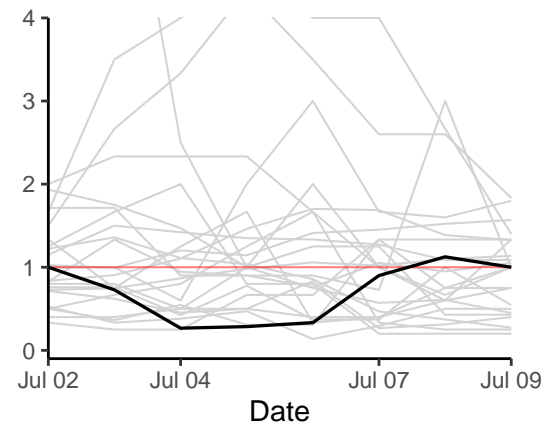
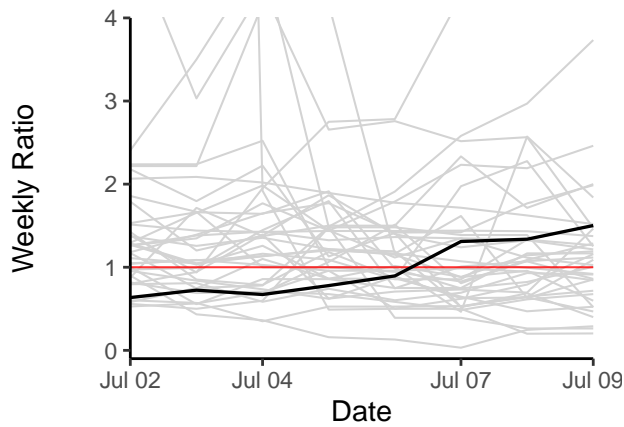
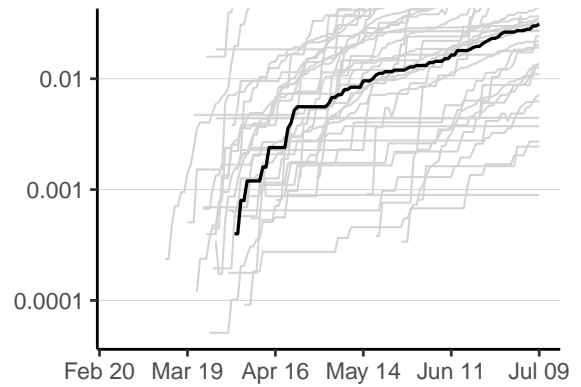
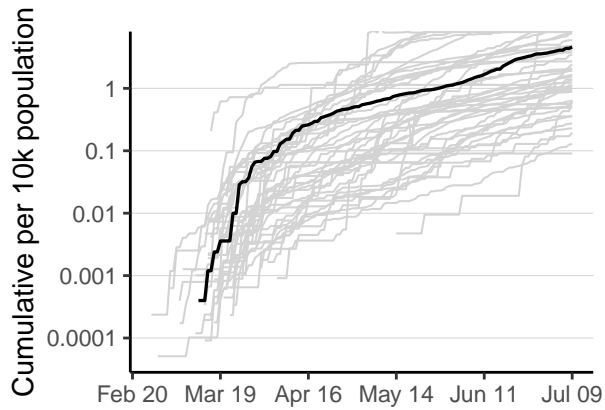
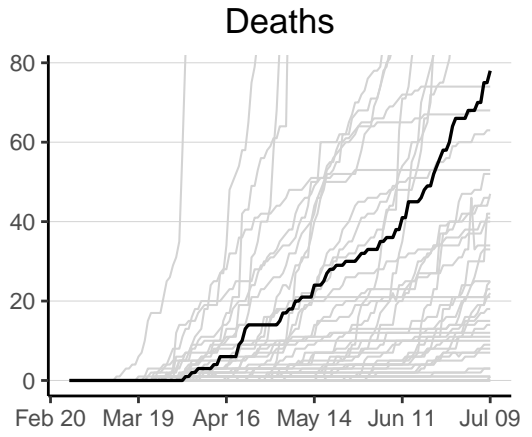
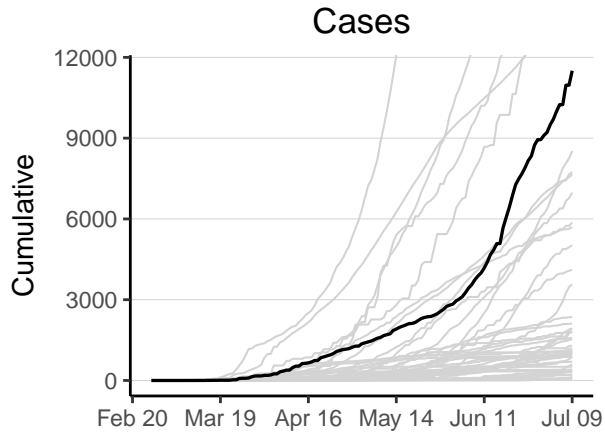
Comoros has 313 reported case(s) (42nd in the region) and 7 reported death(s) (38th). Cumulative counts per 10,000 population of reported cases and deaths are 3.8 (17th) and 0.084 (15th) respectively. The weekly ratio of reported cases over the last 2 weeks is 0.26 (42nd). The weekly ratio of reported deaths cannot be calculated as no new deaths have been reported in one of the last 2 weeks.

# Congo



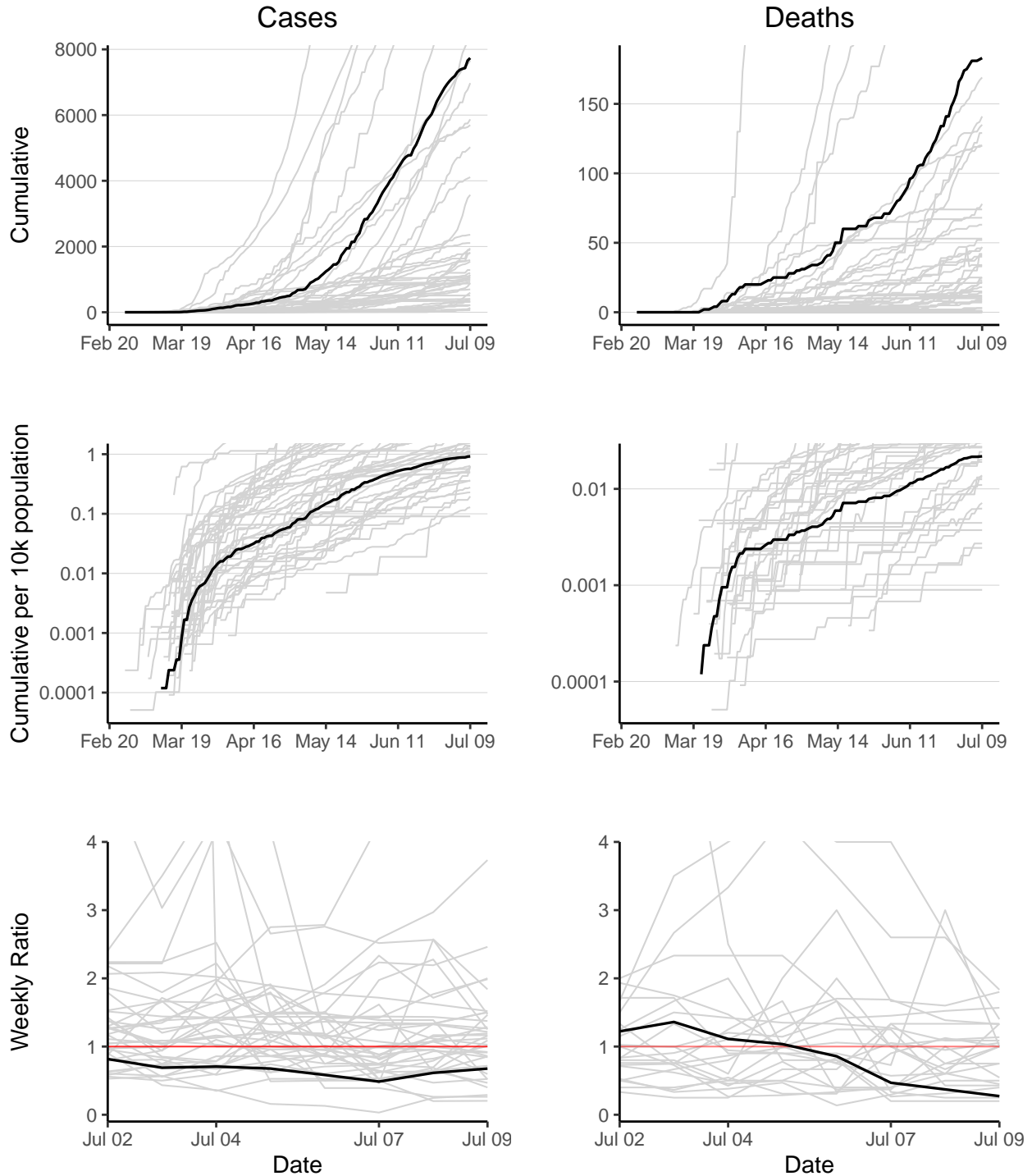
Congo has 1821 reported case(s) (20th in the region) and 47 reported death(s) (18th). Cumulative counts per 10,000 population of reported cases and deaths are 3.5 (18th) and 0.09 (12th) respectively. The weekly ratio of reported cases over the last 2 weeks is 1.3 (19th). The weekly ratio of reported deaths over the last 2 weeks is 1 (13th).

# Cote d'Ivoire



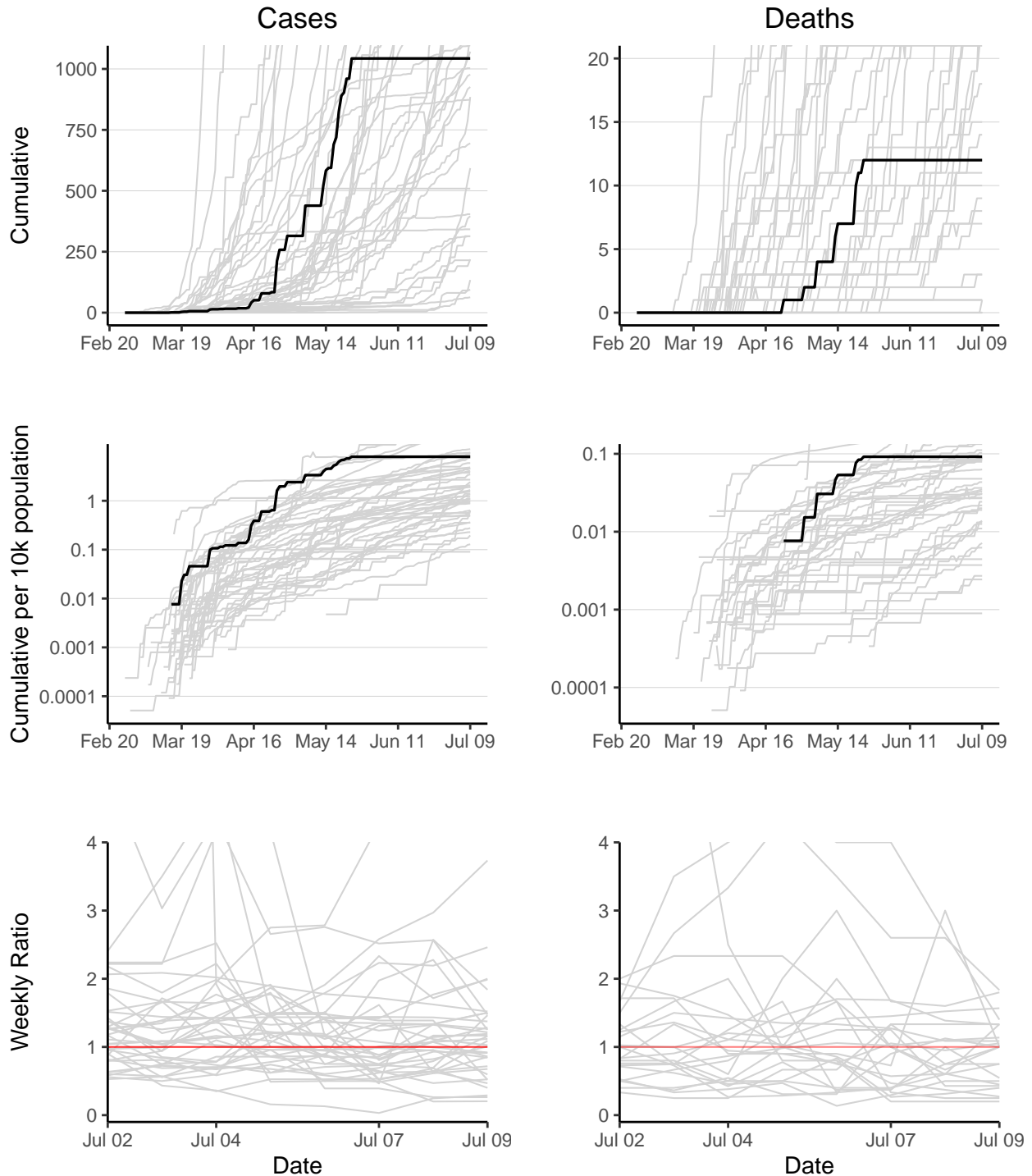
Cote d'Ivoire has 11504 reported case(s) (6th in the region) and 78 reported death(s) (12th). Cumulative counts per 10,000 population of reported cases and deaths are 4.6 (15th) and 0.031 (24th) respectively. The weekly ratio of reported cases over the last 2 weeks is 1.5 (11th). The weekly ratio of reported deaths over the last 2 weeks is 1 (14th).

# Democratic Republic of the Congo



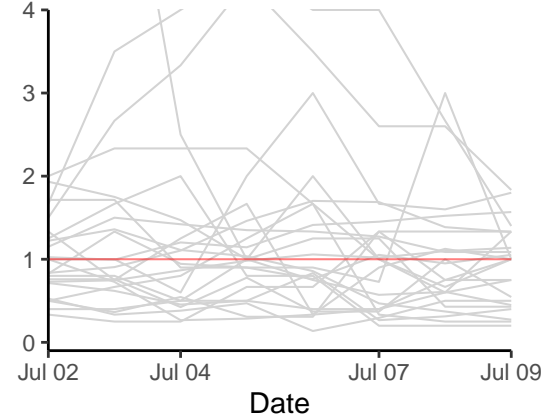
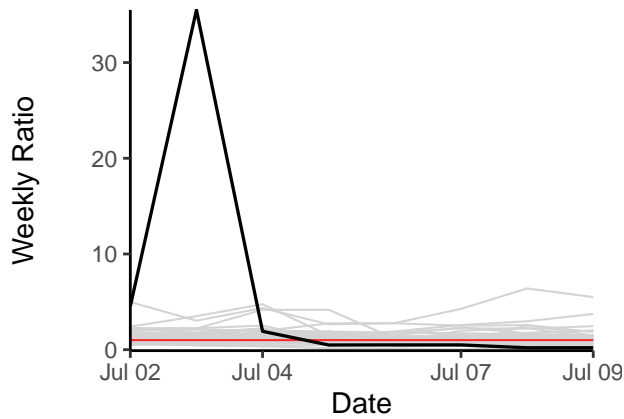
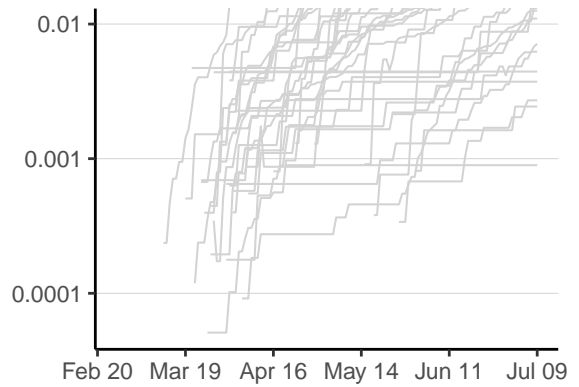
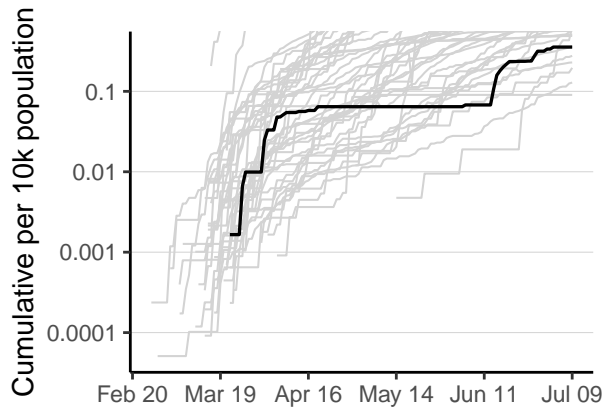
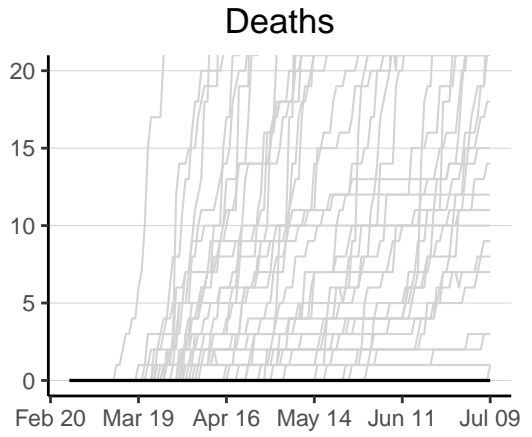
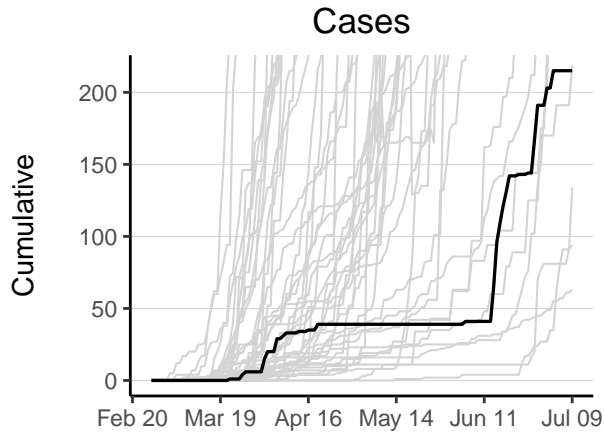
Democratic Republic of the Congo has 7736 reported case(s) (8th in the region) and 183 reported death(s) (5th). Cumulative counts per 10,000 population of reported cases and deaths are 0.92 (33rd) and 0.022 (29th) respectively. The weekly ratio of reported cases over the last 2 weeks is 0.68 (35th). The weekly ratio of reported deaths over the last 2 weeks is 0.27 (5th).

# Equatorial Guinea



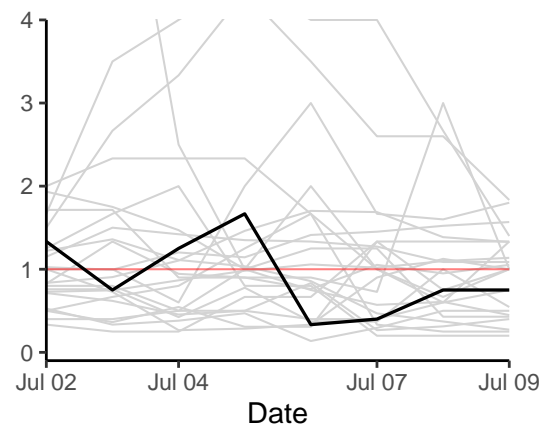
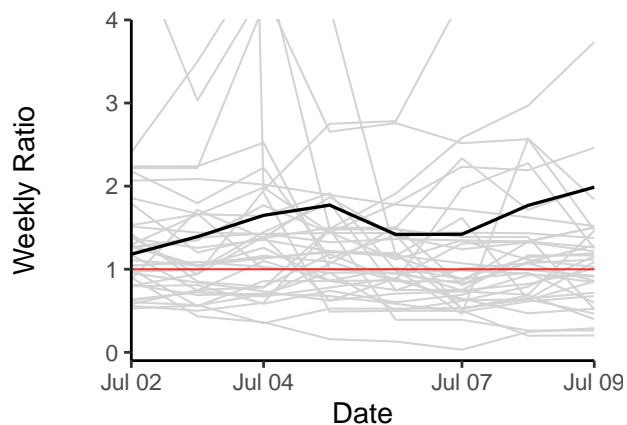
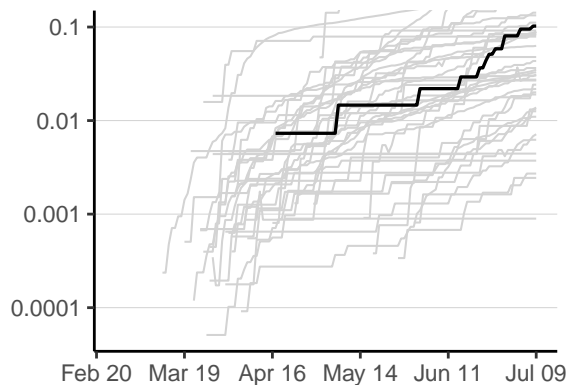
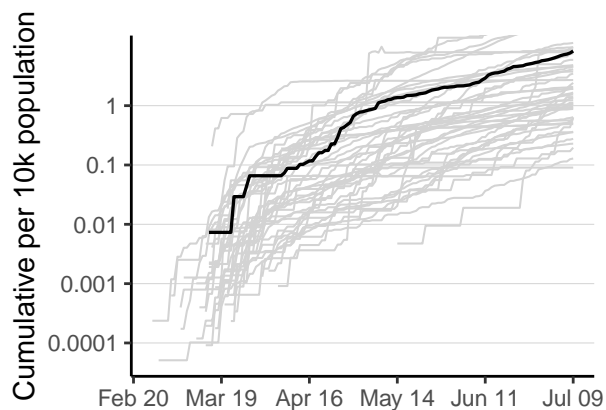
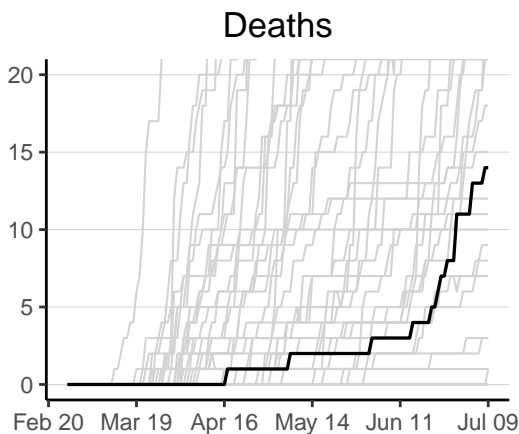
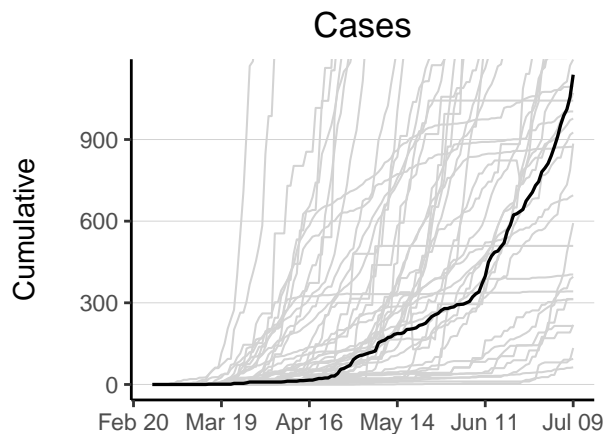
Equatorial Guinea has 1043 reported case(s) (29th in the region) and 12 reported death(s) (33rd). Cumulative counts per 10,000 population of reported cases and deaths are 8 (10th) and 0.092 (11th) respectively. The weekly ratio of reported cases cannot be calculated as no new cases have been reported in 1 of the last 2 weeks. The weekly ratio of reported deaths cannot be calculated as no new deaths have been reported in 1 of the last 2 weeks.

# Eritrea



Eritrea has 215 reported case(s) (44th in the region) and 0 reported death(s) (44th). Cumulative counts per 10,000 population of reported cases and deaths are 0.36 (42nd) and 0 (44th) respectively. The weekly ratio of reported cases over the last 2 weeks is 0.2 (43rd). The weekly ratio of reported deaths cannot be calculated as no new deaths have been reported in one of the last 2 weeks.

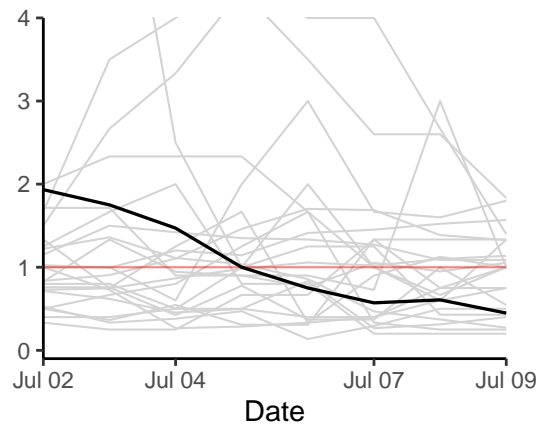
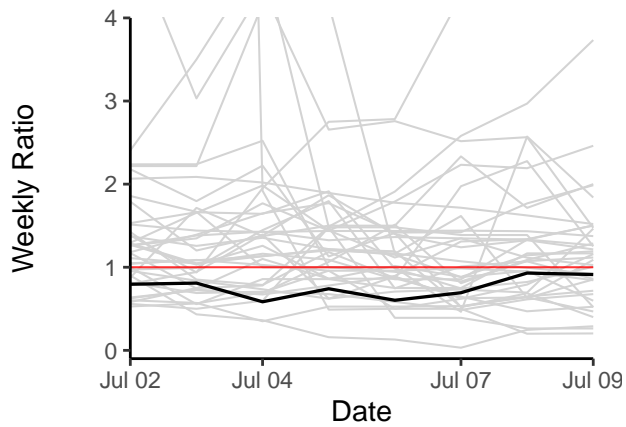
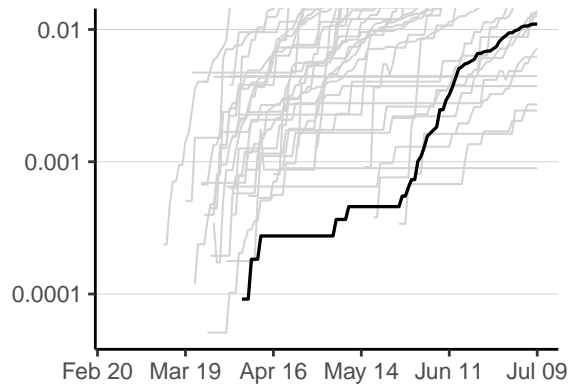
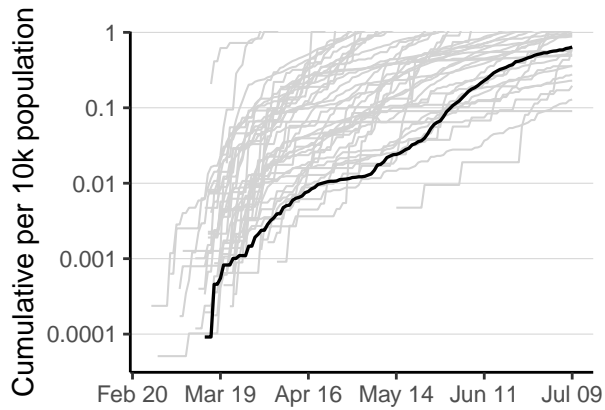
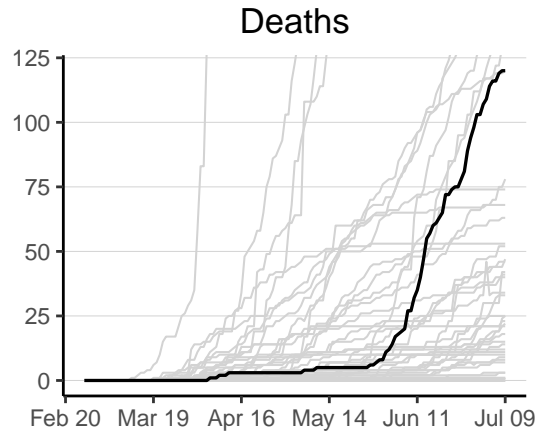
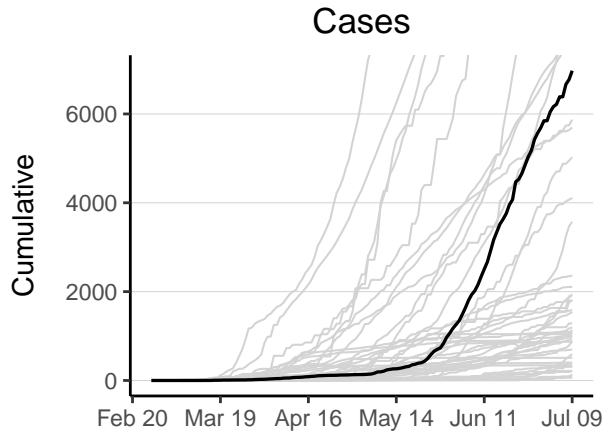
# Eswatini



Eswatini has 1138 reported case(s) (26th in the region) and 14 reported death(s) (32nd). Cumulative counts per 10,000 population of reported cases and deaths are 8.3 (9th) and 0.1 (10th) respectively. The weekly ratio of reported cases over the last 2 weeks is 2 (6th). The weekly ratio of reported deaths over the last 2 weeks is 0.75 (11th).

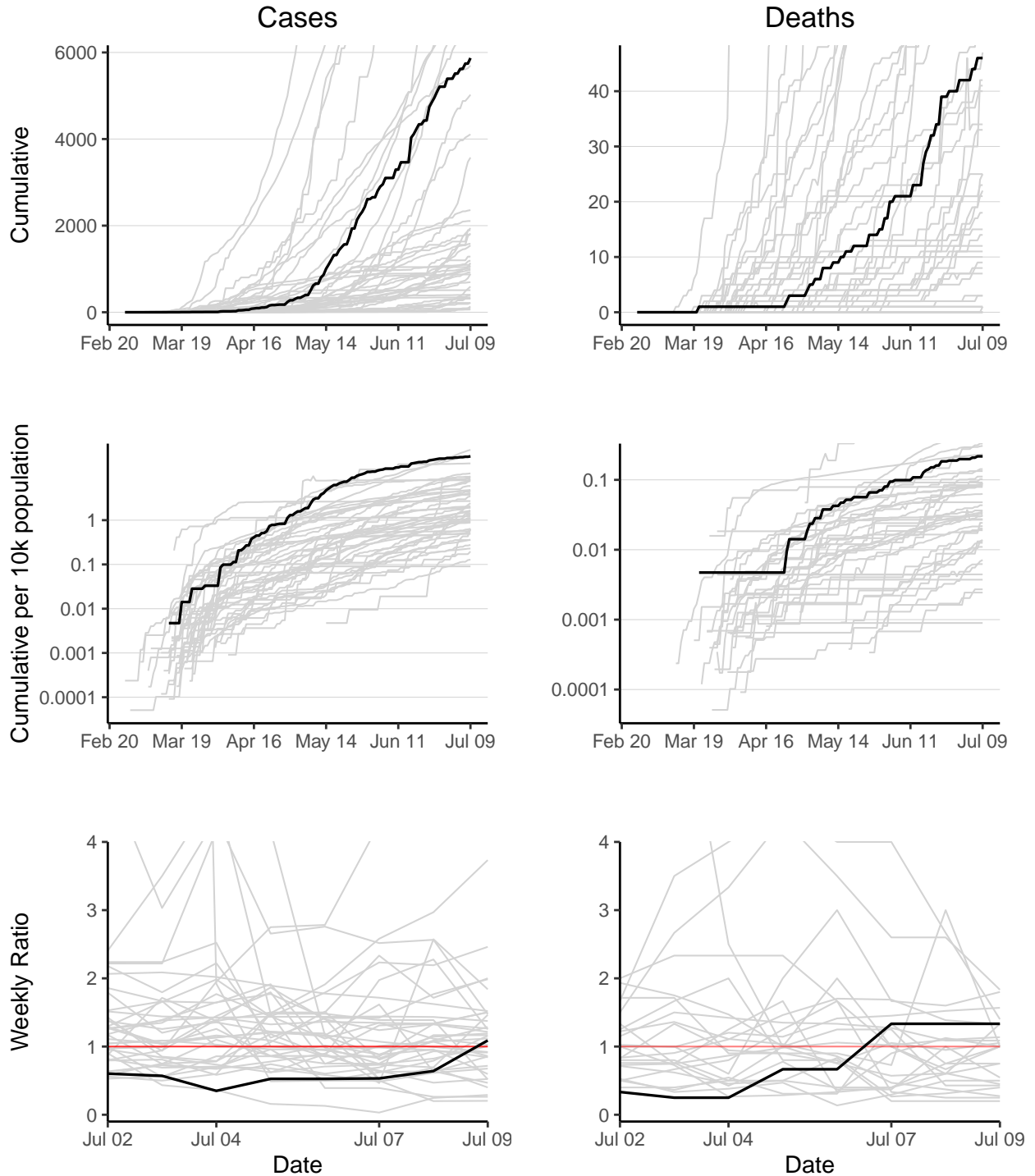


# Ethiopia



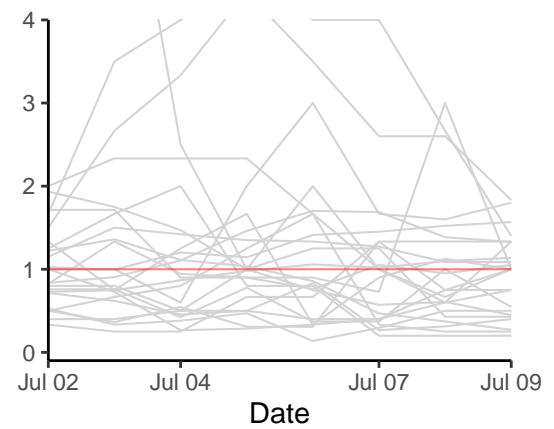
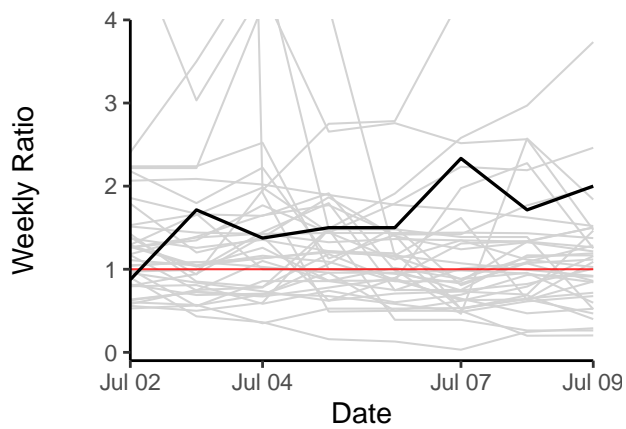
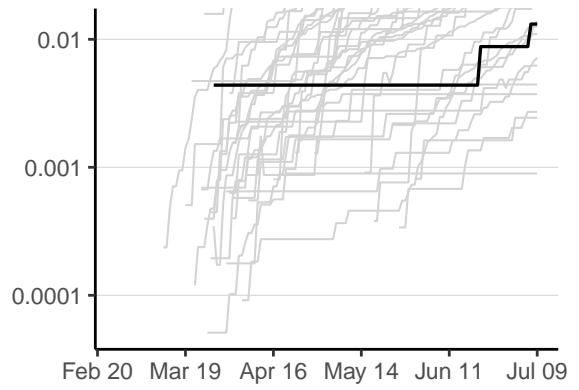
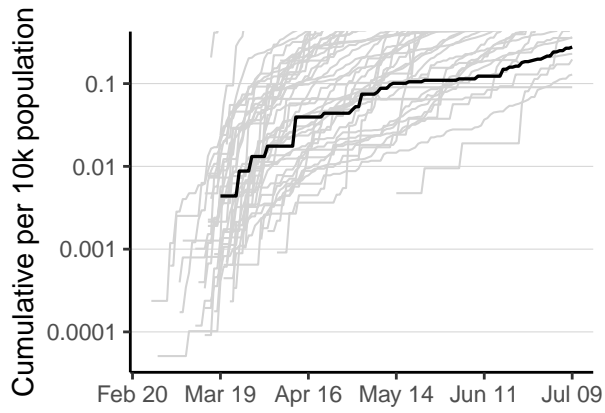
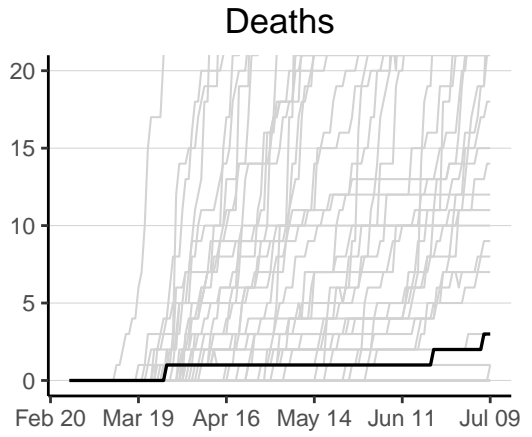
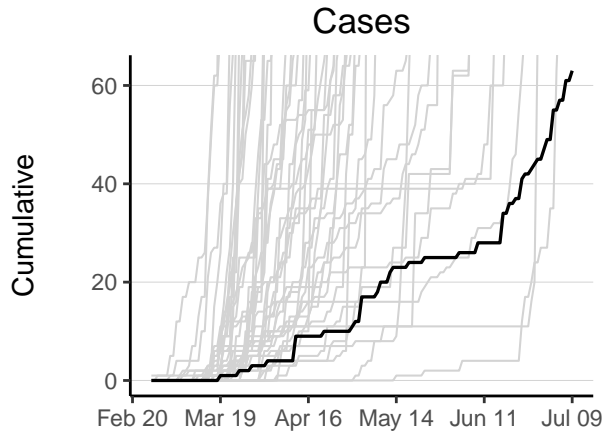
Ethiopia has 6973 reported case(s) (10th in the region) and 120 reported death(s) (10th). Cumulative counts per 10,000 population of reported cases and deaths are 0.64 (35th) and 0.011 (35th) respectively. The weekly ratio of reported cases over the last 2 weeks is 0.91 (30th). The weekly ratio of reported deaths over the last 2 weeks is 0.45 (8th).

# Gabon



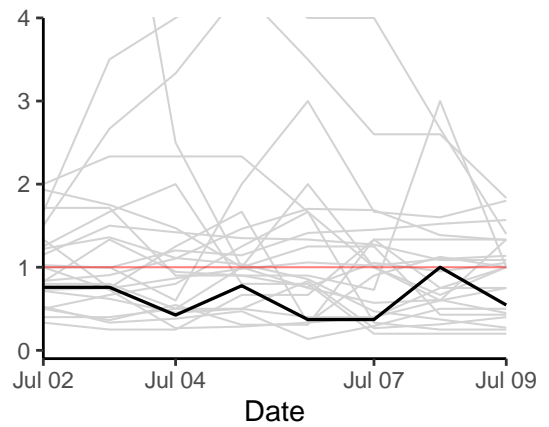
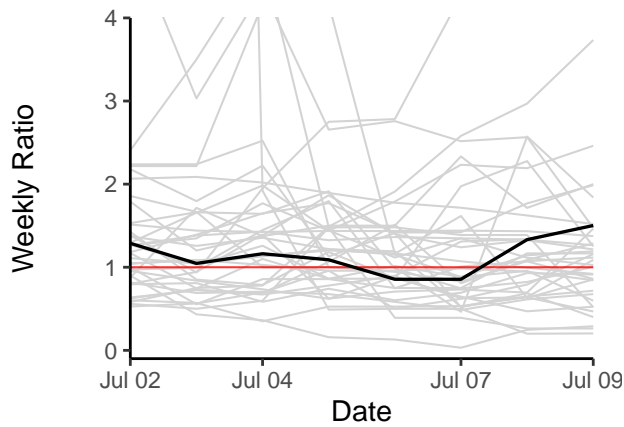
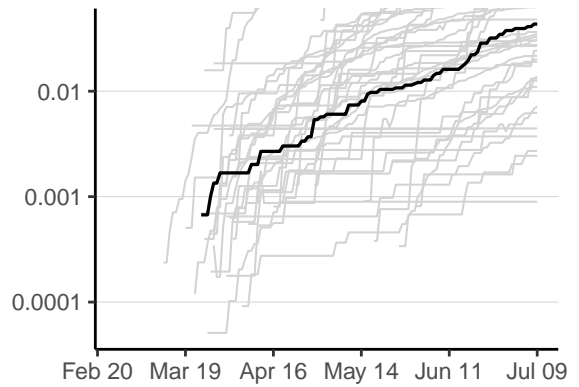
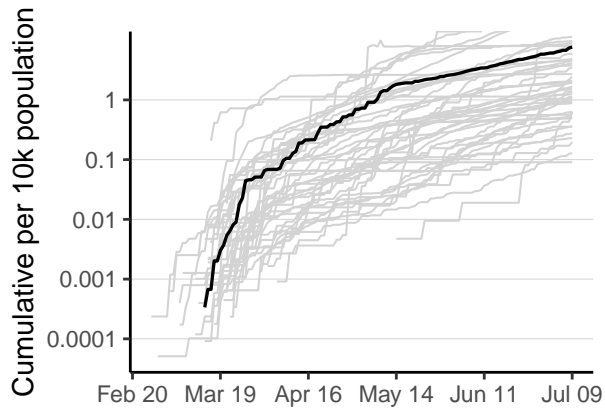
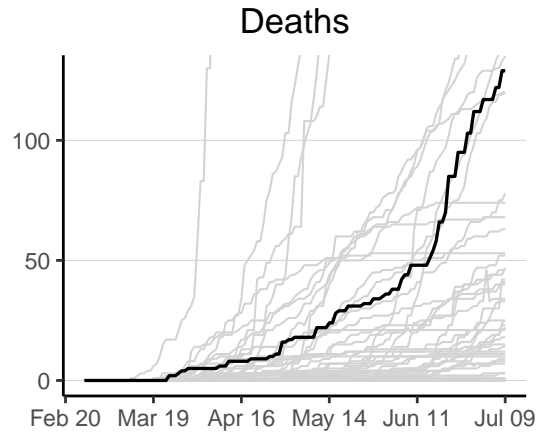
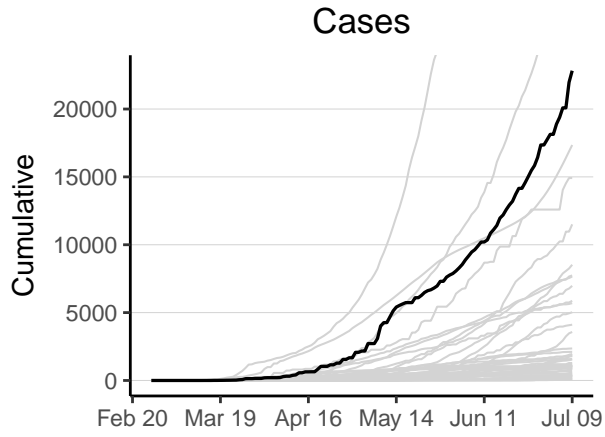
Gabon has 5871 reported case(s) (11th in the region) and 46 reported death(s) (19th). Cumulative counts per 10,000 population of reported cases and deaths are 28 (3rd) and 0.22 (6th) respectively. The weekly ratio of reported cases over the last 2 weeks is 1.1 (25th). The weekly ratio of reported deaths over the last 2 weeks is 1.3 (22nd).

# Gambia



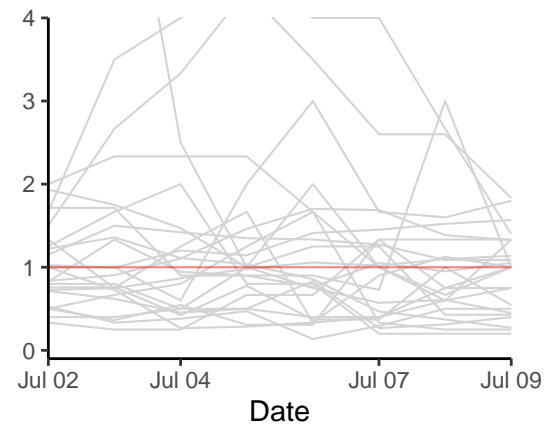
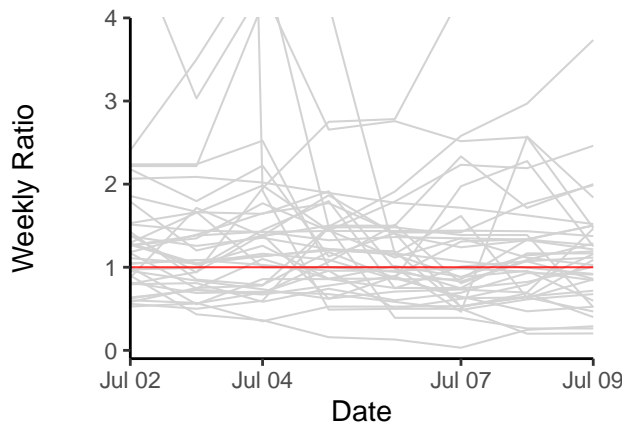
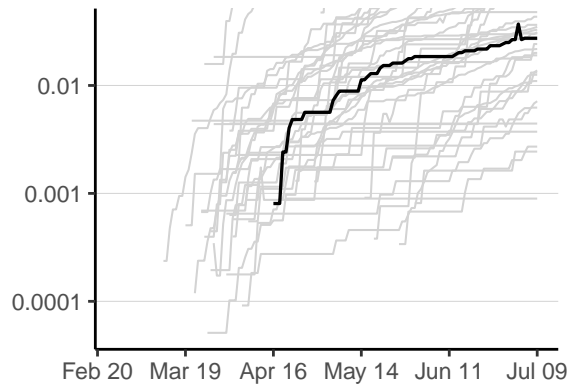
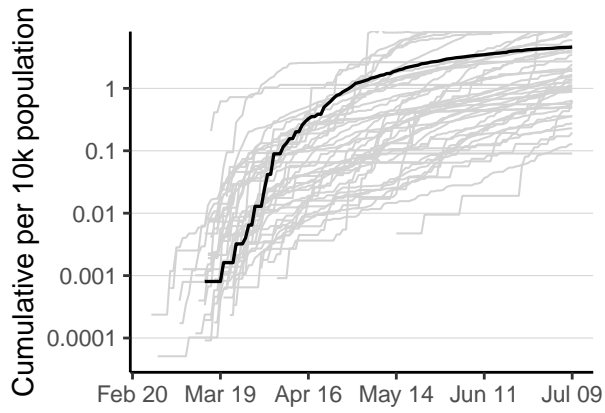
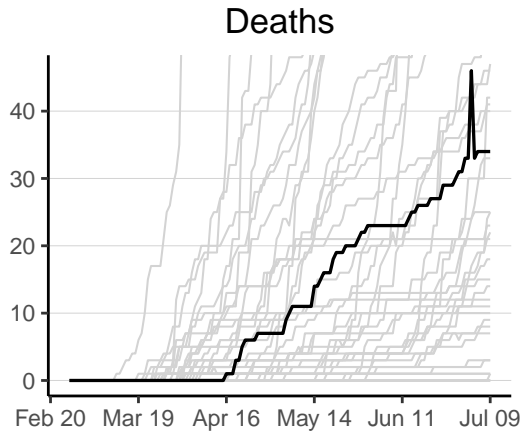
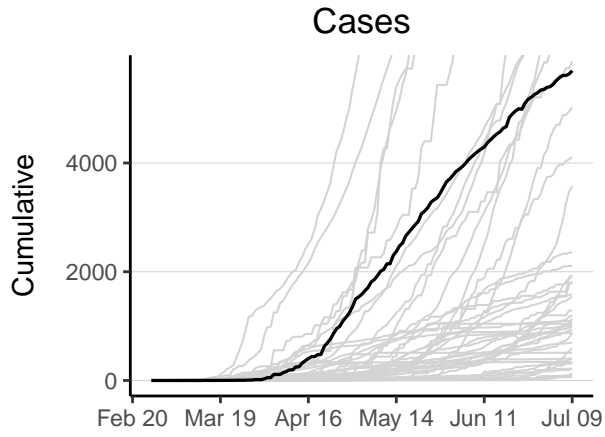
Gambia has 63 reported case(s) (47th in the region) and 3 reported death(s) (39th). Cumulative counts per 10,000 population of reported cases and deaths are 0.28 (43rd) and 0.013 (33rd) respectively. The weekly ratio of reported cases over the last 2 weeks is 2 (5th). The weekly ratio of reported deaths cannot be calculated as no new deaths have been reported in one of the last 2 weeks.

# Ghana



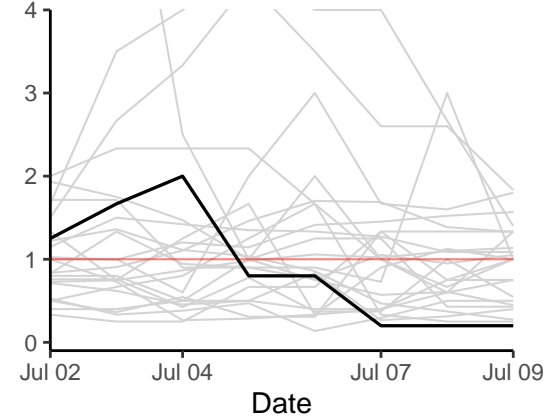
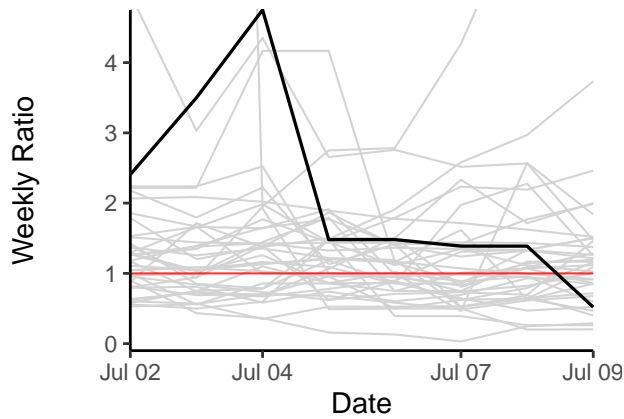
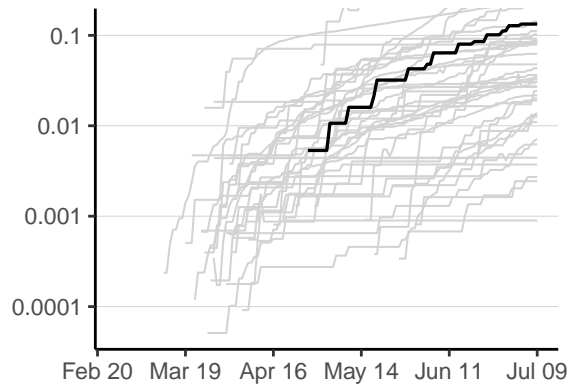
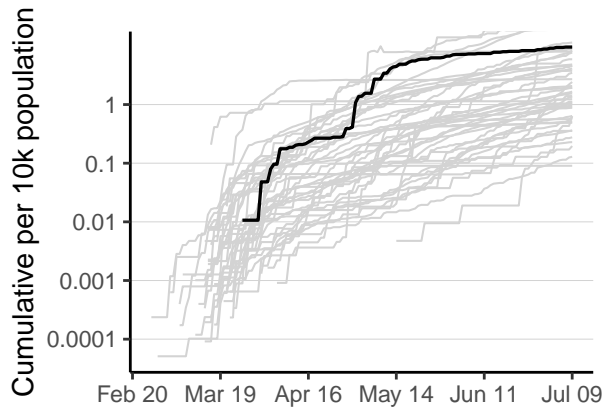
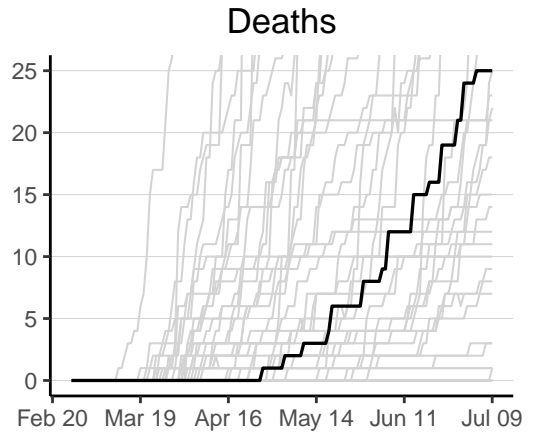
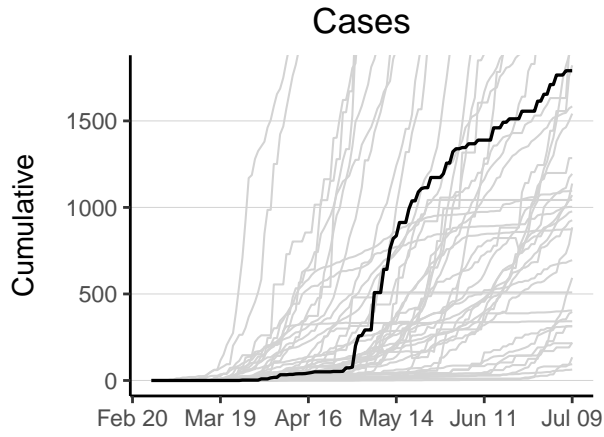
Ghana has 22822 reported case(s) (3rd in the region) and 129 reported death(s) (9th). Cumulative counts per 10,000 population of reported cases and deaths are 7.7 (11th) and 0.043 (20th) respectively. The weekly ratio of reported cases over the last 2 weeks is 1.5 (10th). The weekly ratio of reported deaths over the last 2 weeks is 0.55 (10th).

# Guinea



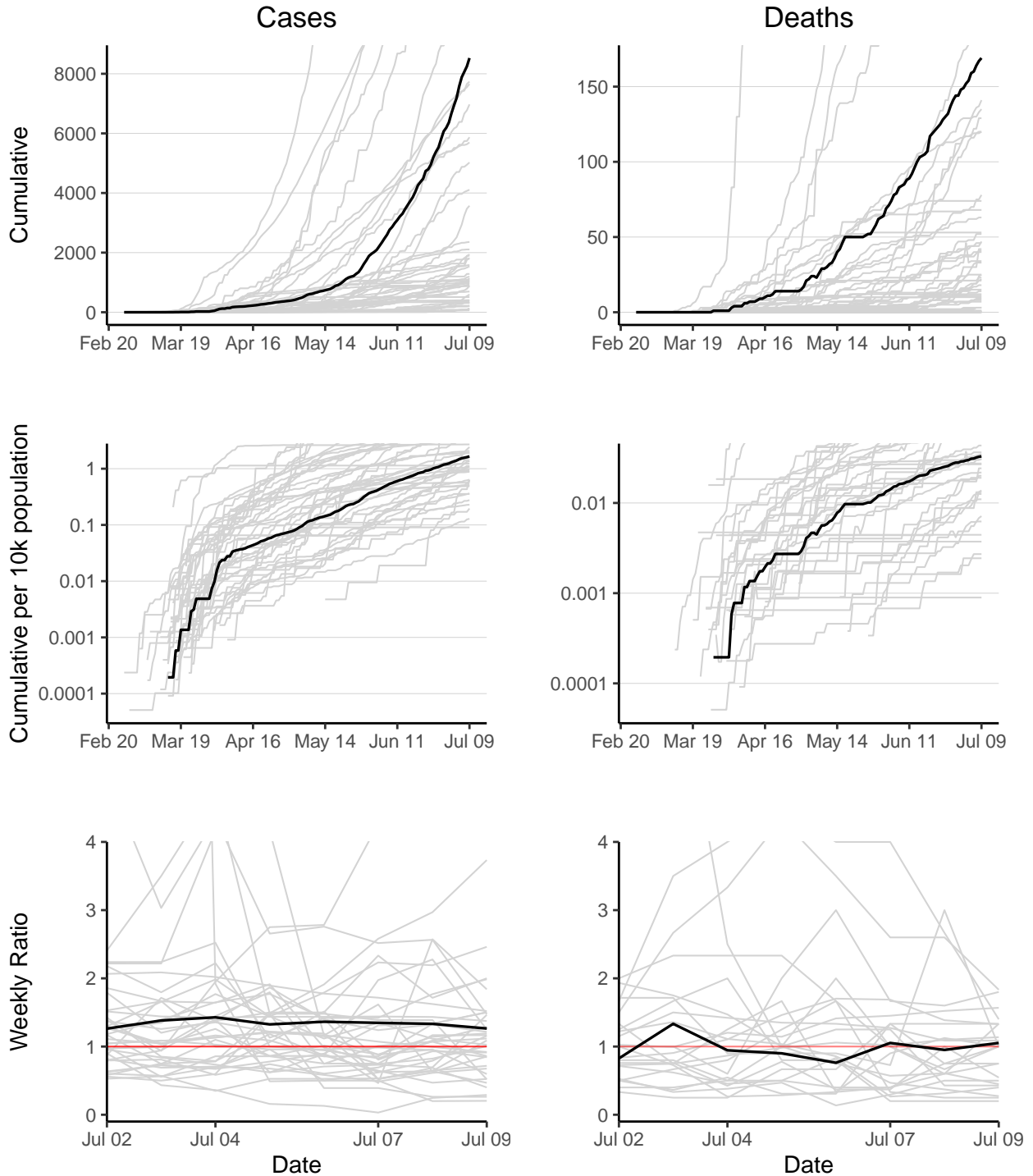
Guinea has 5697 reported case(s) (12th in the region) and 34 reported death(s) (23rd). Cumulative counts per 10,000 population of reported cases and deaths are 4.6 (14th) and 0.027 (26th) respectively. The weekly ratio of reported cases over the last 2 weeks is 1.3 (17th). The weekly ratio of reported deaths cannot be calculated as some deaths have been redacted in one of the last 2 weeks.

# Guinea-Bissau



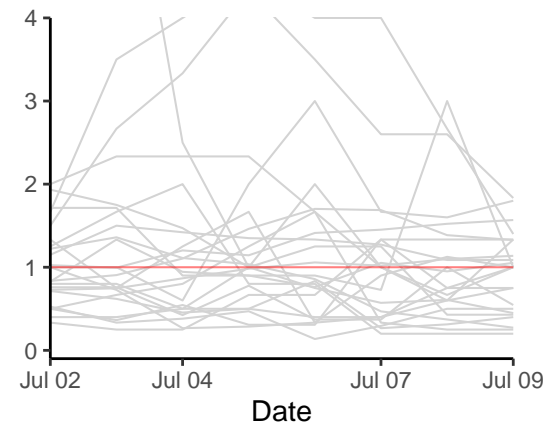
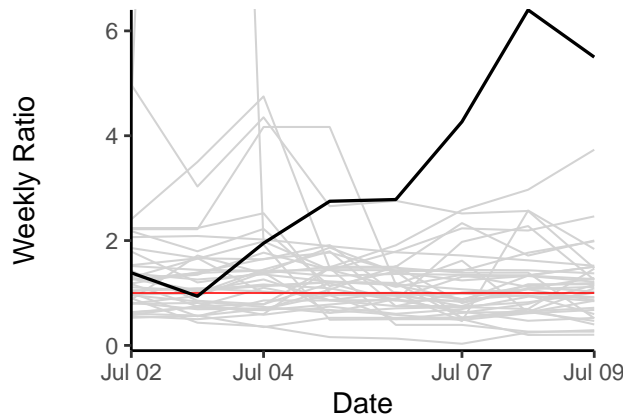
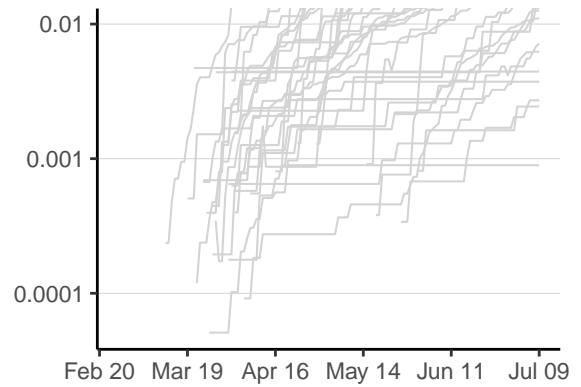
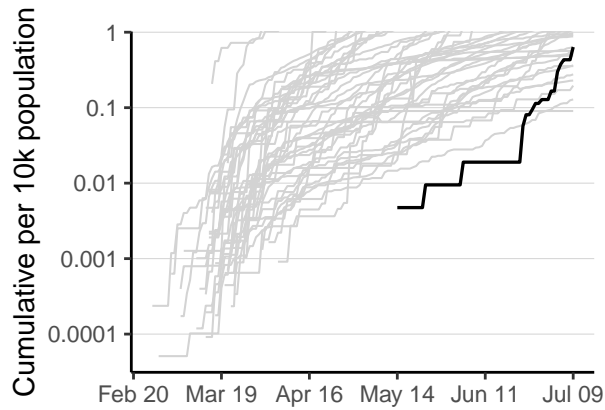
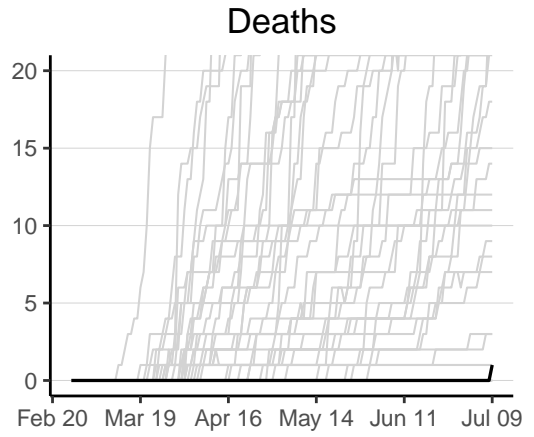
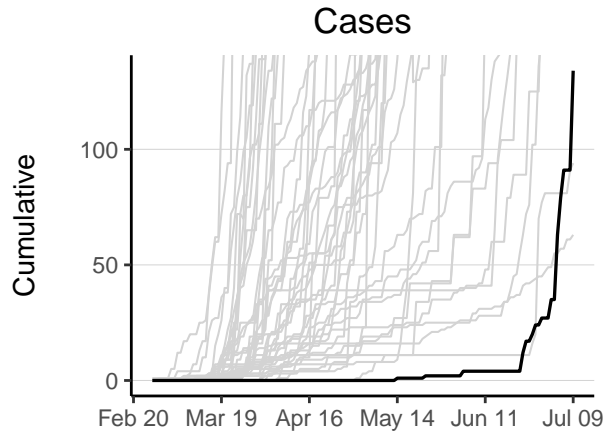
Guinea-Bissau has 1790 reported case(s) (21st in the region) and 25 reported death(s) (25th). Cumulative counts per 10,000 population of reported cases and deaths are 9.6 (7th) and 0.13 (8th) respectively. The weekly ratio of reported cases over the last 2 weeks is 0.52 (38th). The weekly ratio of reported deaths over the last 2 weeks is 0.2 (3rd).

# Kenya



Kenya has 8528 reported case(s) (7th in the region) and 169 reported death(s) (6th). Cumulative counts per 10,000 population of reported cases and deaths are 1.7 (24th) and 0.033 (23rd) respectively. The weekly ratio of reported cases over the last 2 weeks is 1.3 (18th). The weekly ratio of reported deaths over the last 2 weeks is 1.1 (18th).

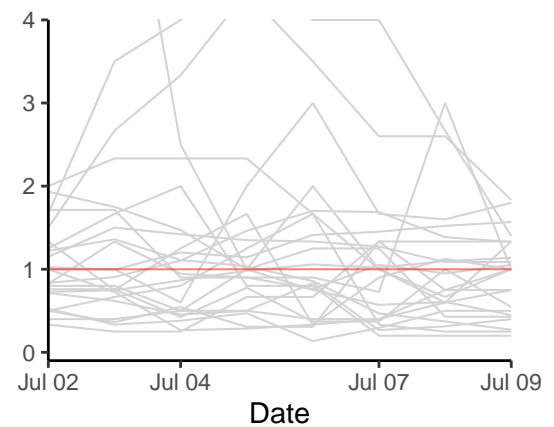
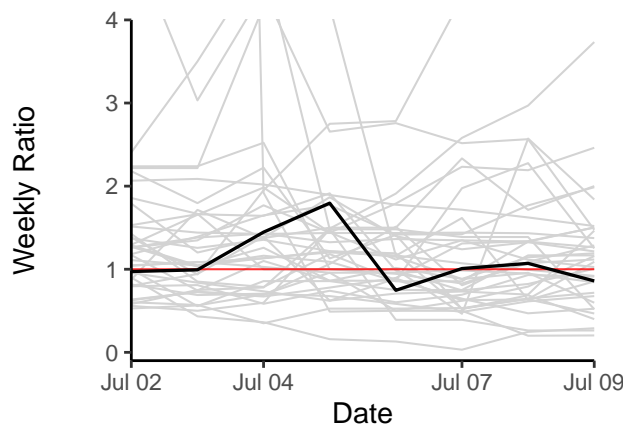
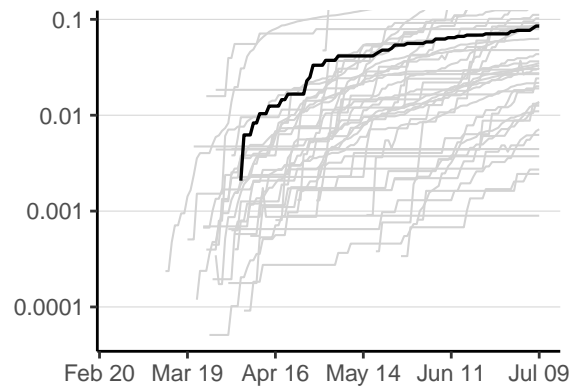
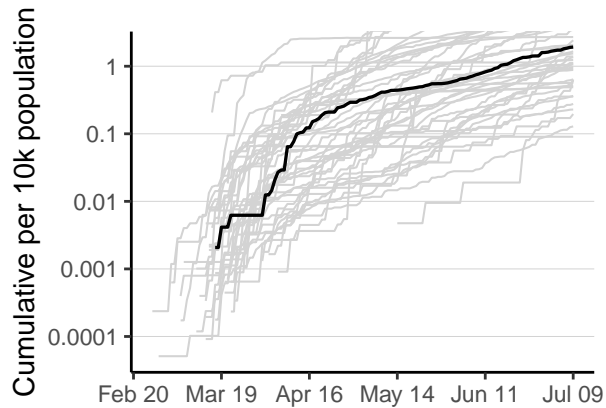
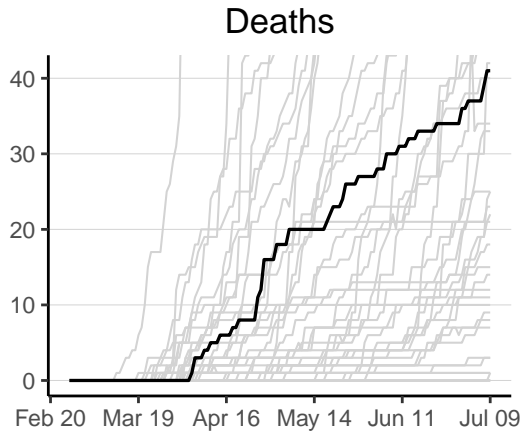
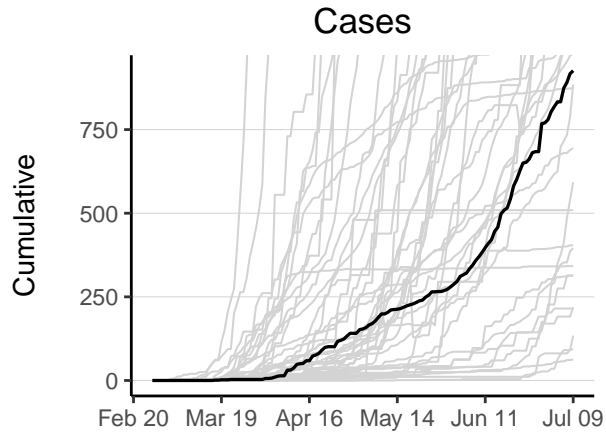
# Lesotho



Lesotho has 134 reported case(s) (45th in the region) and 1 reported death(s) (43rd). Cumulative counts per 10,000 population of reported cases and deaths are 0.64 (36th) and 0.0047 (38th) respectively. The weekly ratio of reported cases over the last 2 weeks is 5.5 (2nd). The weekly ratio of reported deaths cannot be calculated as no new deaths have been reported in one of the last 2 weeks.

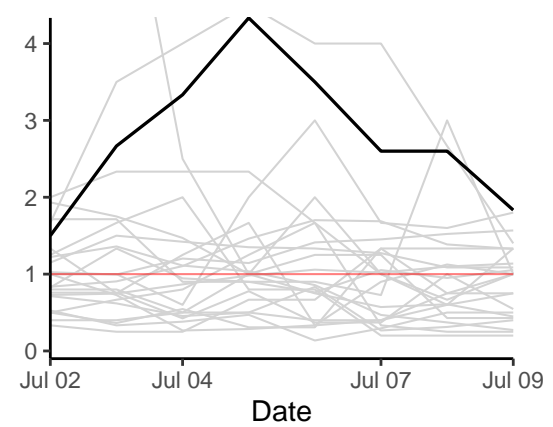
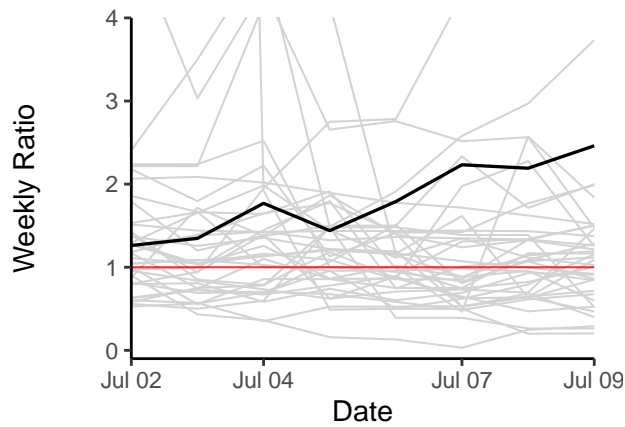
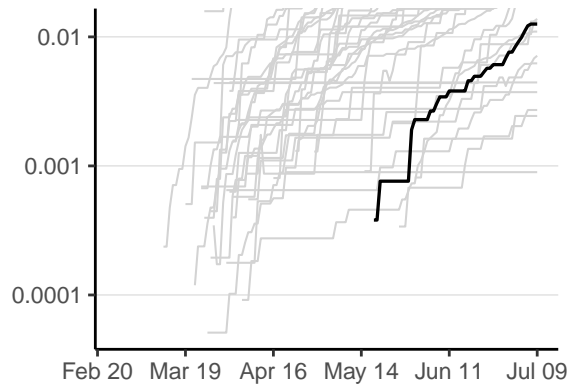
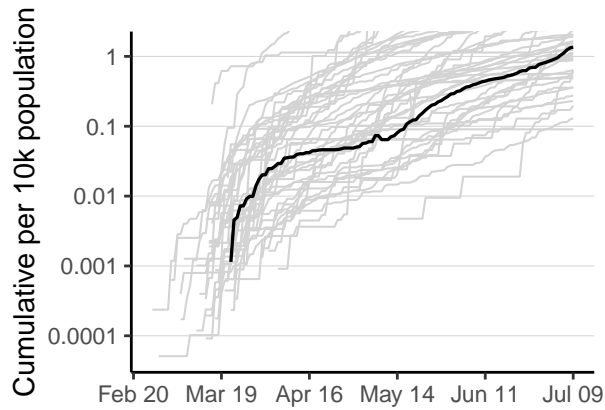
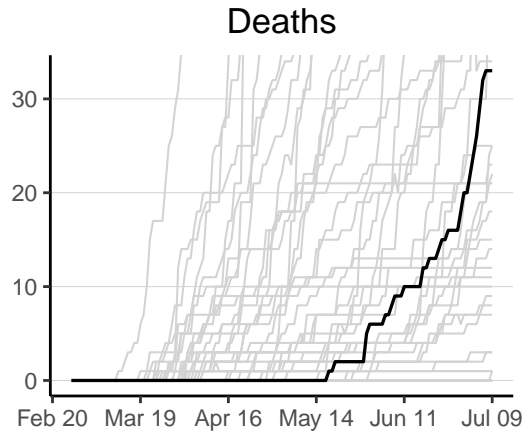
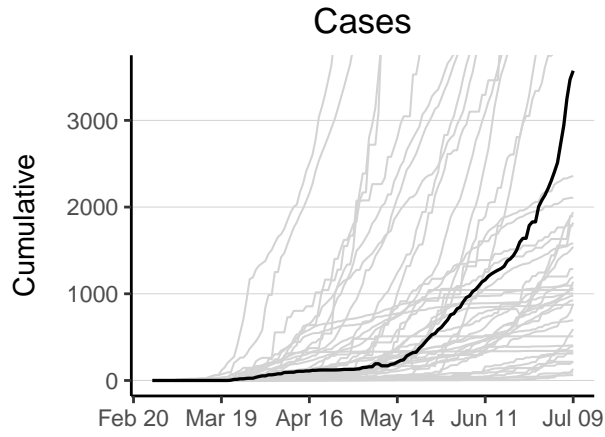


# Liberia



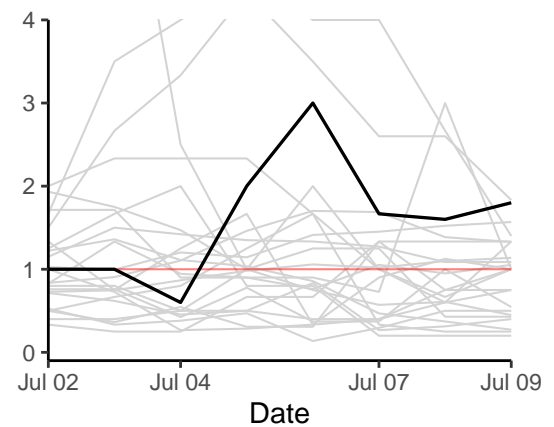
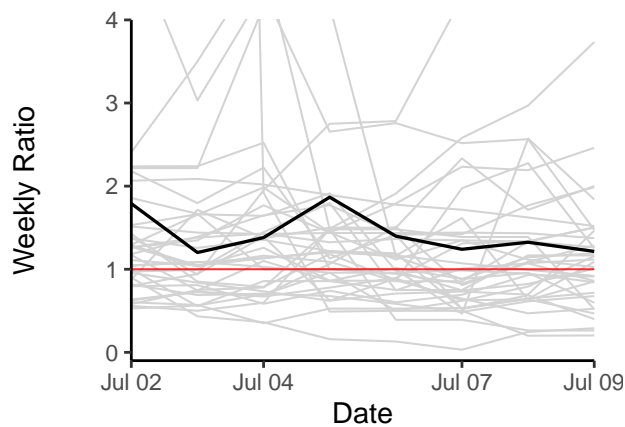
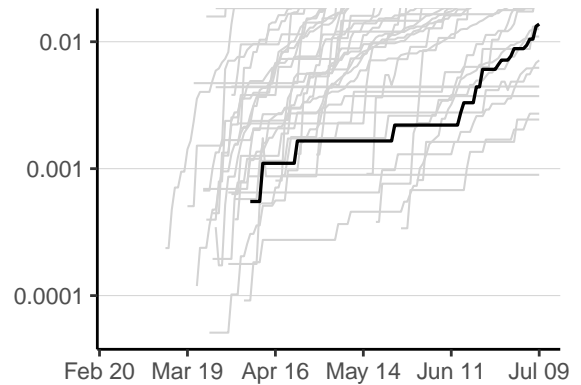
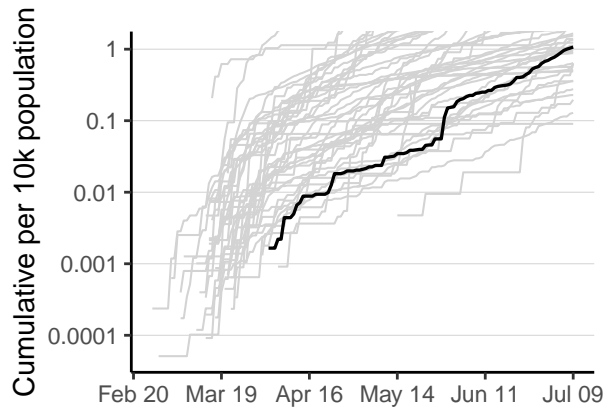
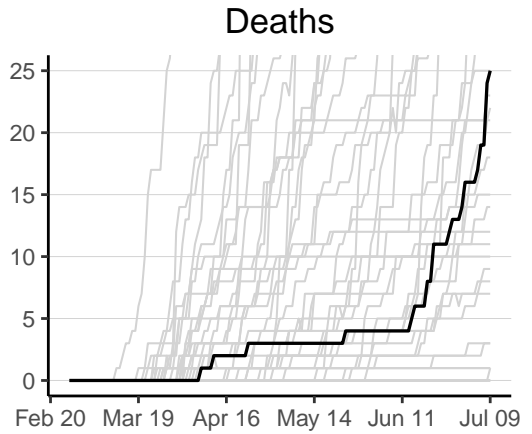
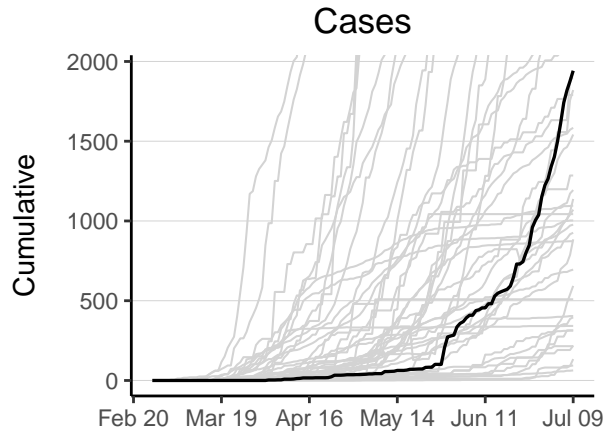
Liberia has 926 reported case(s) (32nd in the region) and 41 reported death(s) (21st). Cumulative counts per 10,000 population of reported cases and deaths are 1.9 (22nd) and 0.085 (14th) respectively. The weekly ratio of reported cases over the last 2 weeks is 0.86 (31st). The weekly ratio of reported deaths over the last 2 weeks is 1.3 (23rd).

# Madagascar



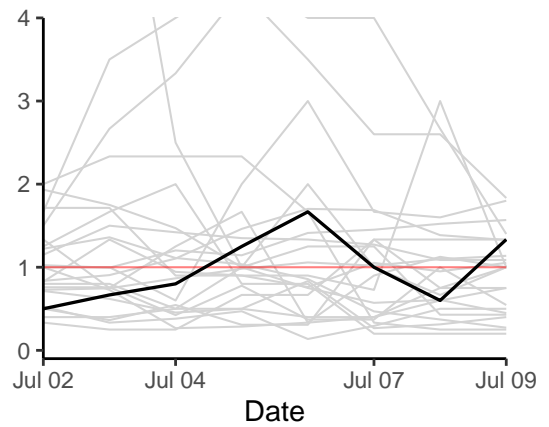
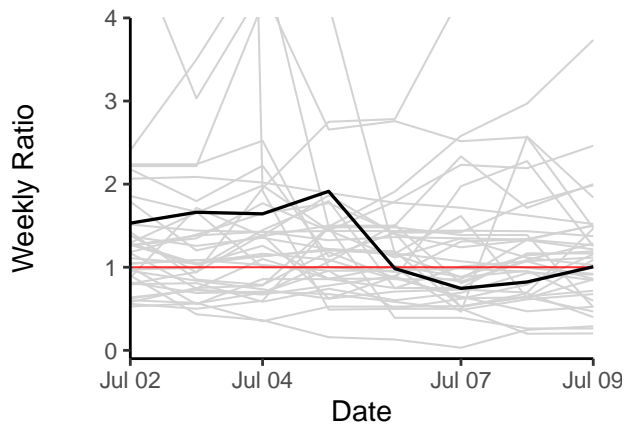
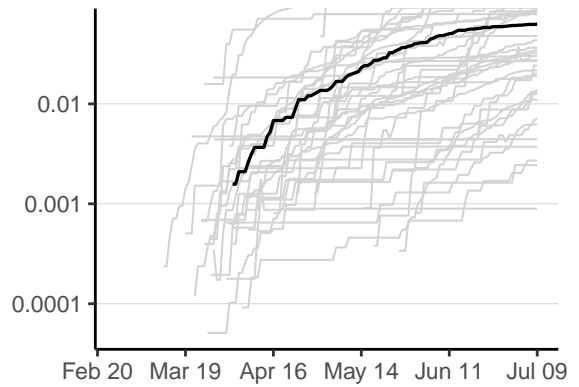
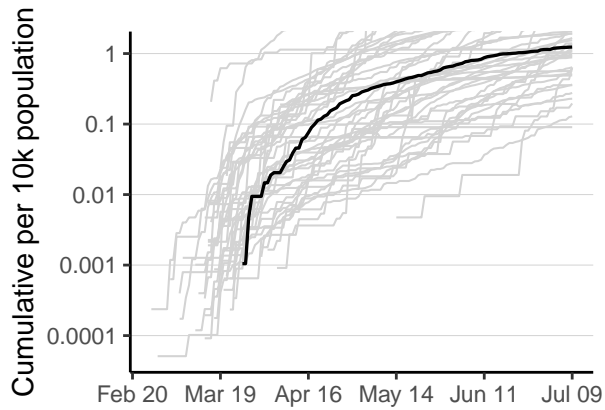
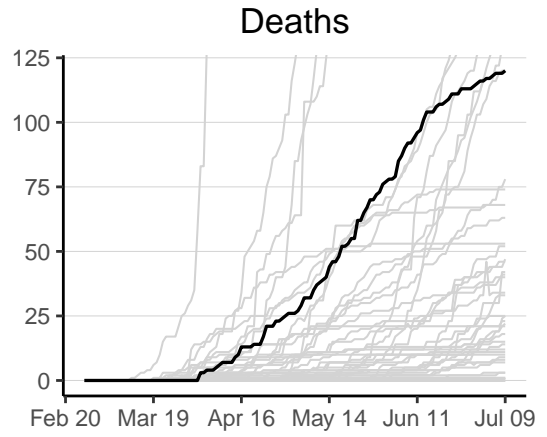
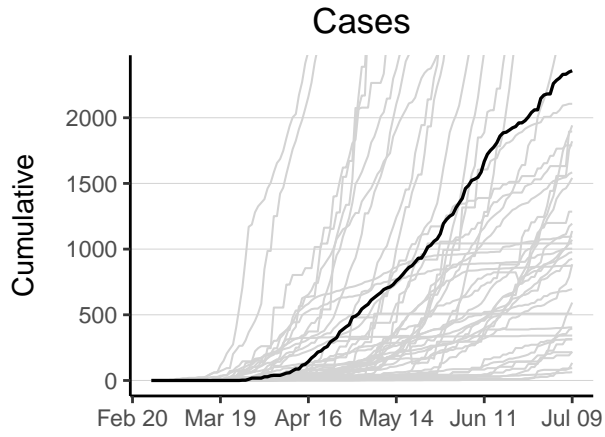
Madagascar has 3573 reported case(s) (15th in the region) and 33 reported death(s) (24th). Cumulative counts per 10,000 population of reported cases and deaths are 1.4 (27th) and 0.013 (34th) respectively. The weekly ratio of reported cases over the last 2 weeks is 2.5 (4th). The weekly ratio of reported deaths over the last 2 weeks is 1.8 (28th).

# Malawi



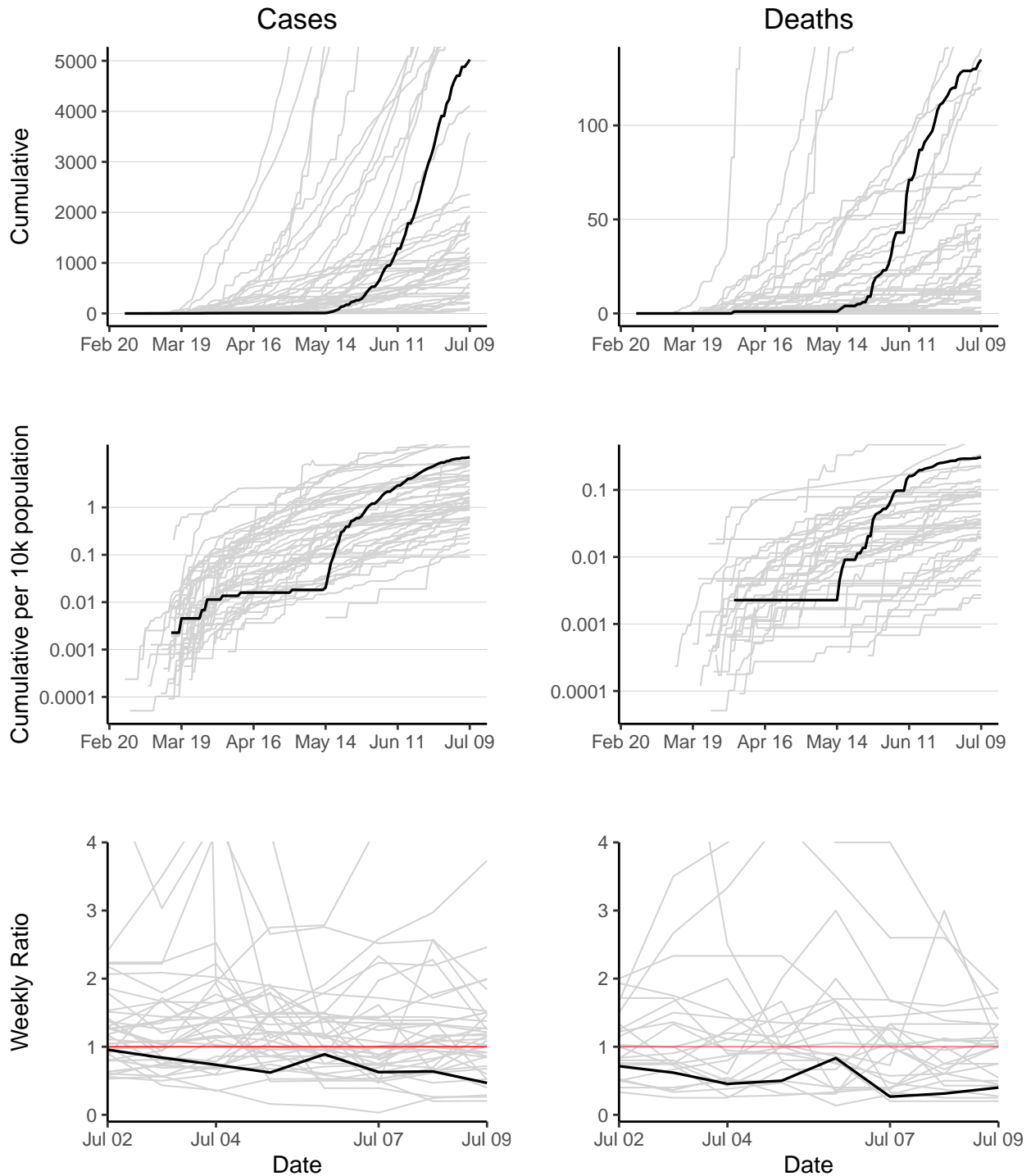
Malawi has 1942 reported case(s) (18th in the region) and 25 reported death(s) (26th). Cumulative counts per 10,000 population of reported cases and deaths are 1.1 (31st) and 0.014 (32nd) respectively. The weekly ratio of reported cases over the last 2 weeks is 1.2 (20th). The weekly ratio of reported deaths over the last 2 weeks is 1.8 (27th).

# Mali



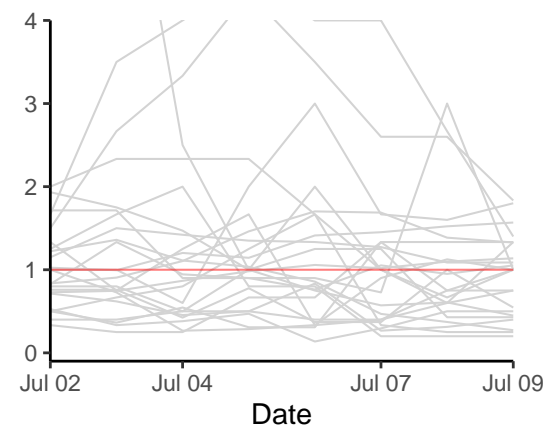
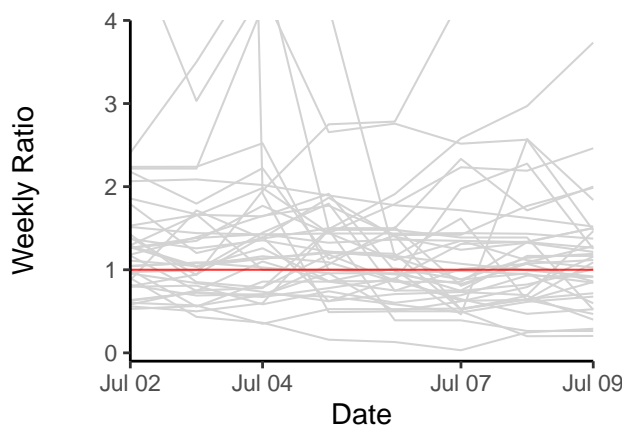
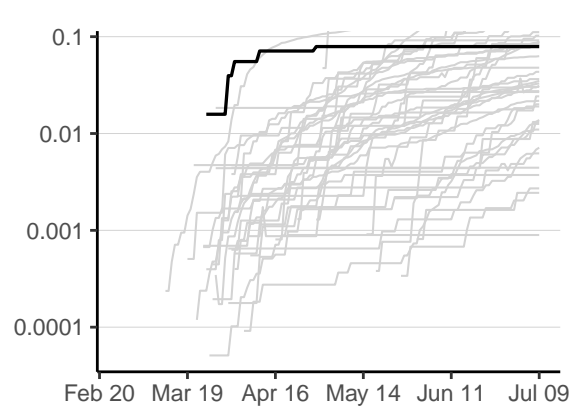
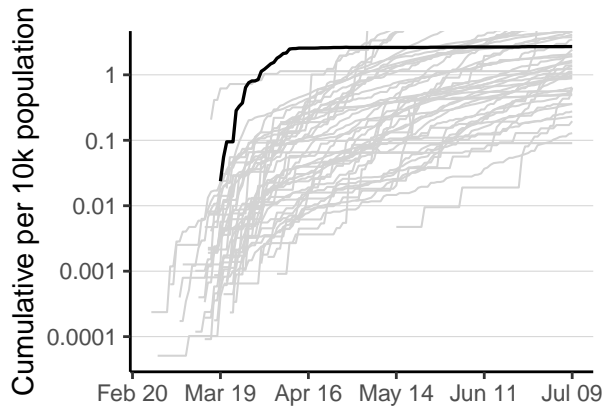
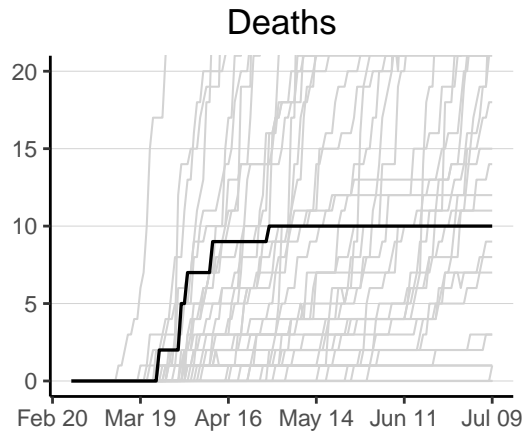
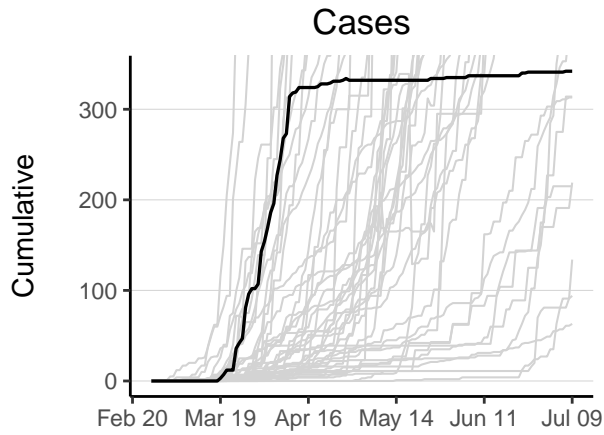
Mali has 2358 reported case(s) (16th in the region) and 120 reported death(s) (11th). Cumulative counts per 10,000 population of reported cases and deaths are 1.2 (28th) and 0.063 (18th) respectively. The weekly ratio of reported cases over the last 2 weeks is 1 (27th). The weekly ratio of reported deaths over the last 2 weeks is 1.3 (24th).

# Mauritania



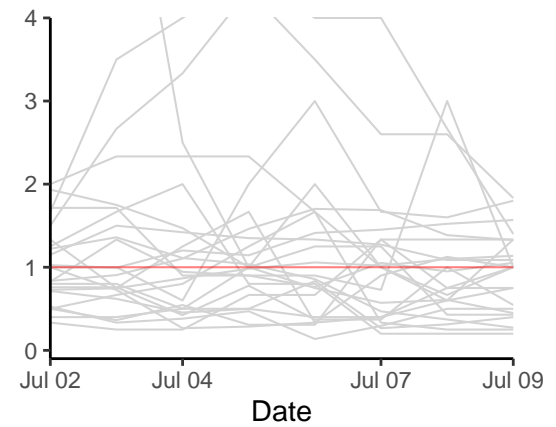
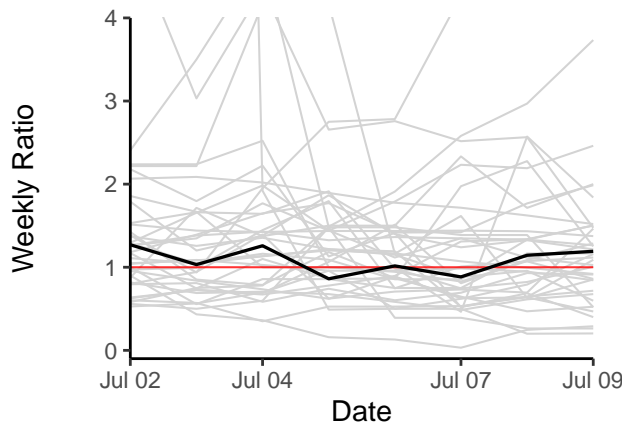
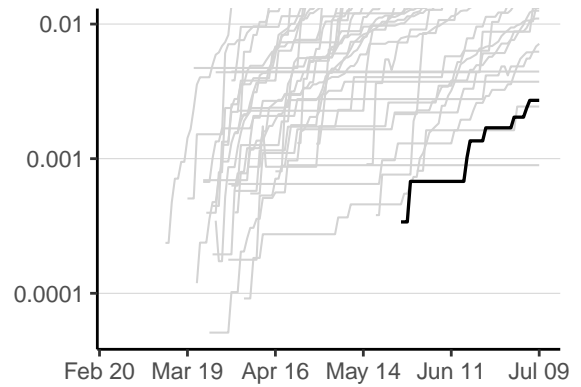
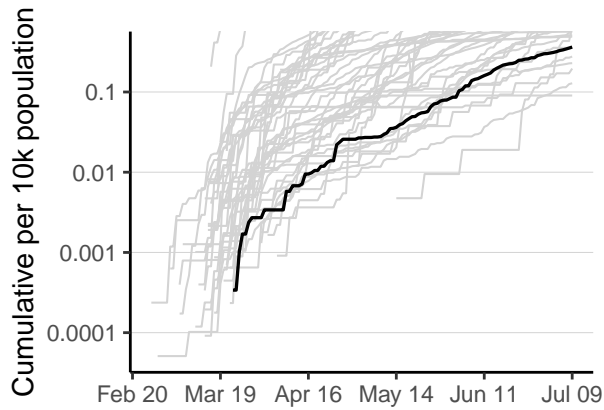
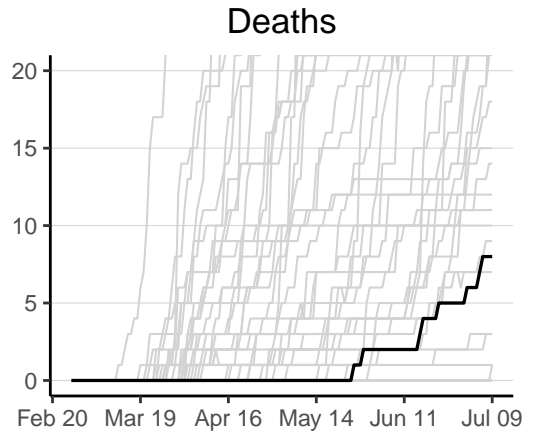
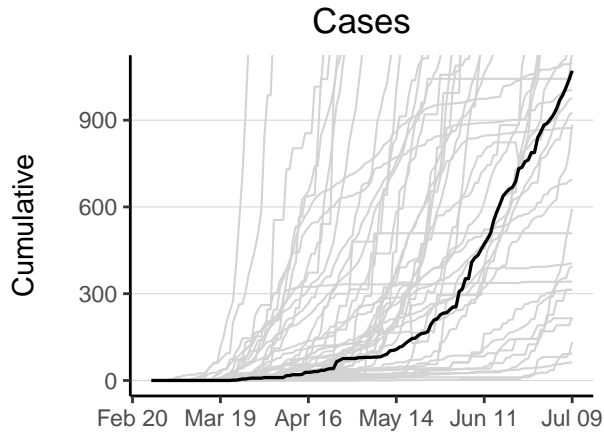
Mauritania has 5024 reported case(s) (13th in the region) and 135 reported death(s) (8th). Cumulative counts per 10,000 population of reported cases and deaths are 11 (5th) and 0.31 (4th) respectively. The weekly ratio of reported cases over the last 2 weeks is 0.47 (39th). The weekly ratio of reported deaths over the last 2 weeks is 0.4 (6th).

# Mauritius



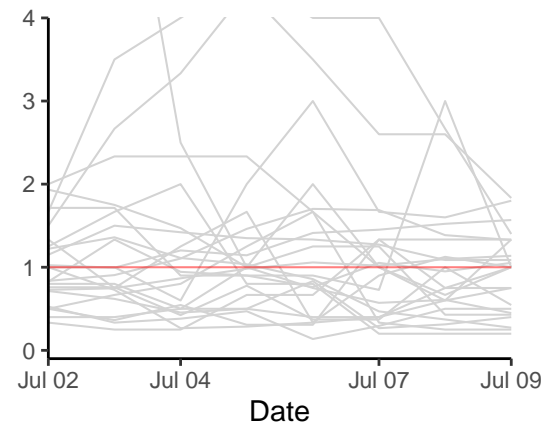
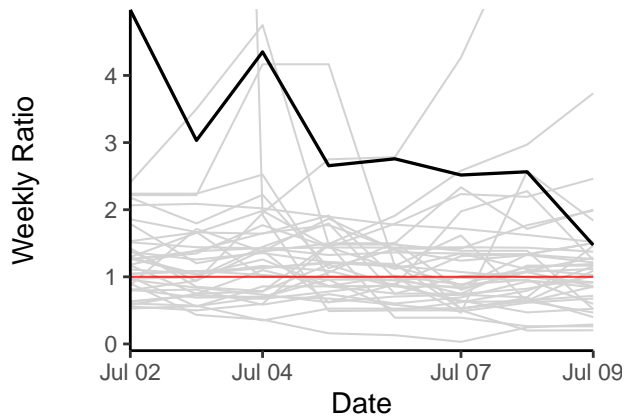
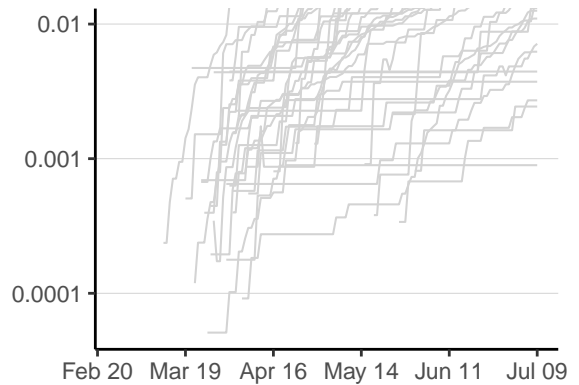
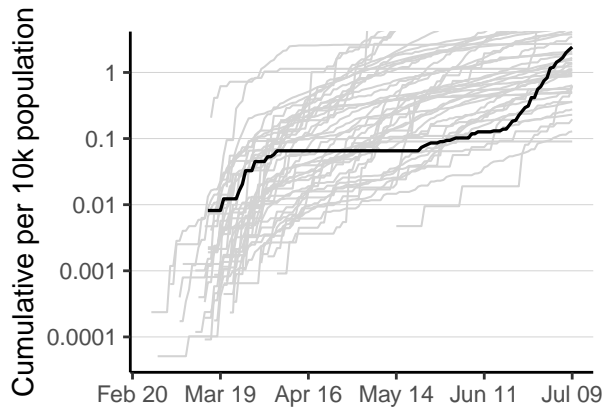
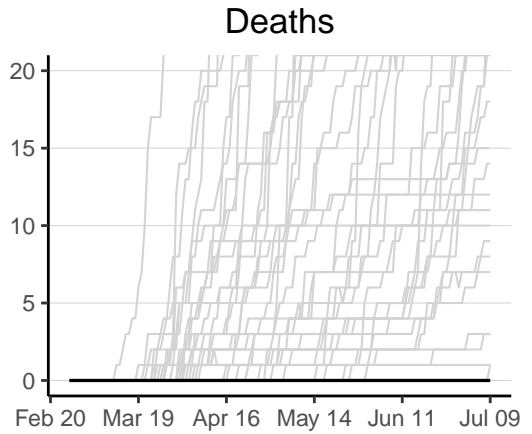
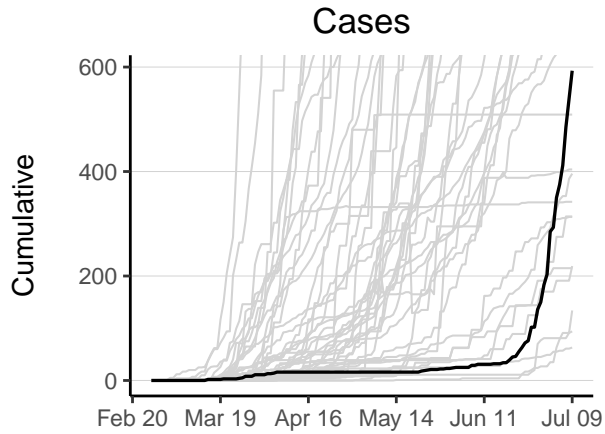
Mauritius has 342 reported case(s) (40th in the region) and 10 reported death(s) (35th). Cumulative counts per 10,000 population of reported cases and deaths are 2.7 (19th) and 0.079 (17th) respectively. The weekly ratio of reported cases cannot be calculated as no new cases have been reported in 1 of the last 2 weeks. The weekly ratio of reported deaths cannot be calculated as no new deaths have been reported in 1 of the last 2 weeks.

# Mozambique



Mozambique has 1071 reported case(s) (28th in the region) and 8 reported death(s) (37th). Cumulative counts per 10,000 population of reported cases and deaths are 0.36 (41st) and 0.0027 (41st) respectively. The weekly ratio of reported cases over the last 2 weeks is 1.2 (21st). The weekly ratio of reported deaths over the last 2 weeks is 2 (29th).

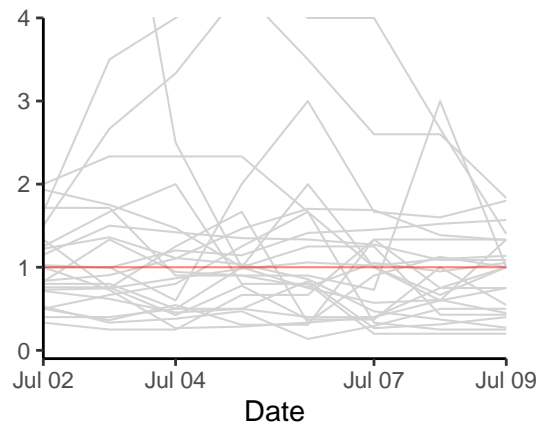
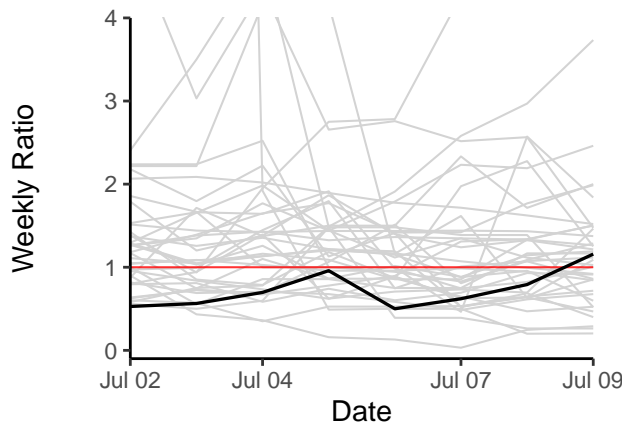
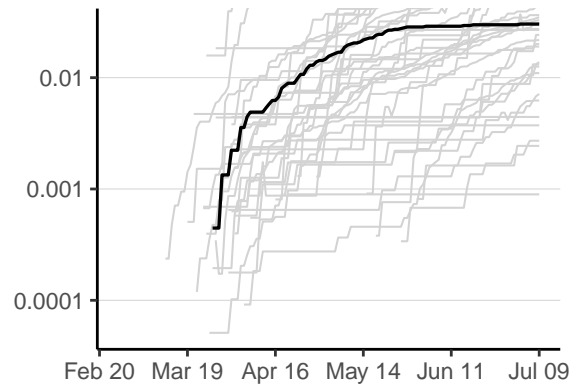
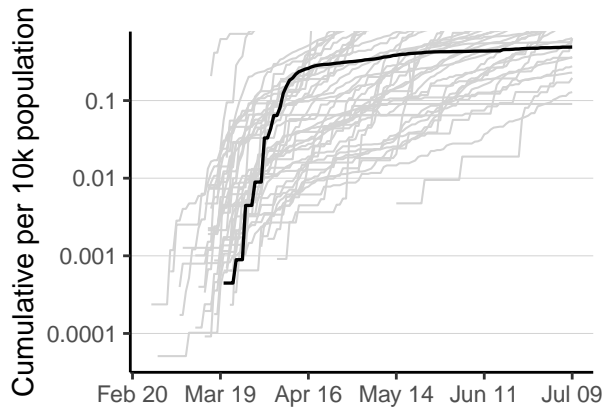
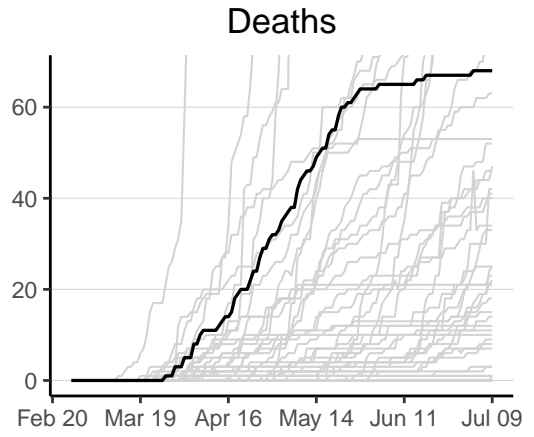
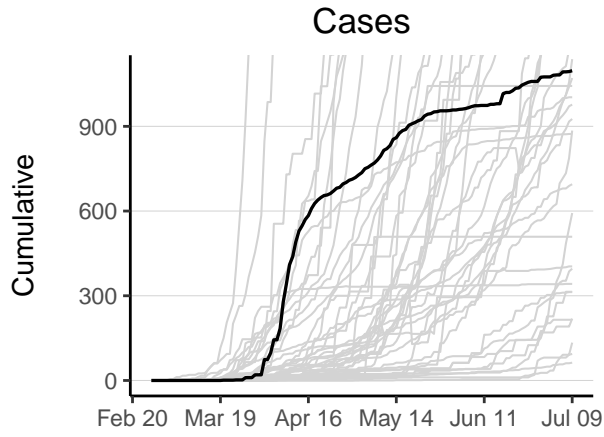
# Namibia



Namibia has 593 reported case(s) (36th in the region) and 0 reported death(s) (45th). Cumulative counts per 10,000 population of reported cases and deaths are 2.4 (20th) and 0 (45th) respectively. The weekly ratio of reported cases over the last 2 weeks is 1.5 (12th). The weekly ratio of reported deaths cannot be calculated as no new deaths have been reported in one of the last 2 weeks.

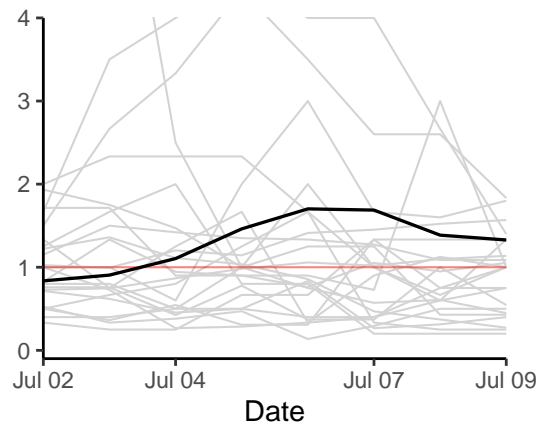
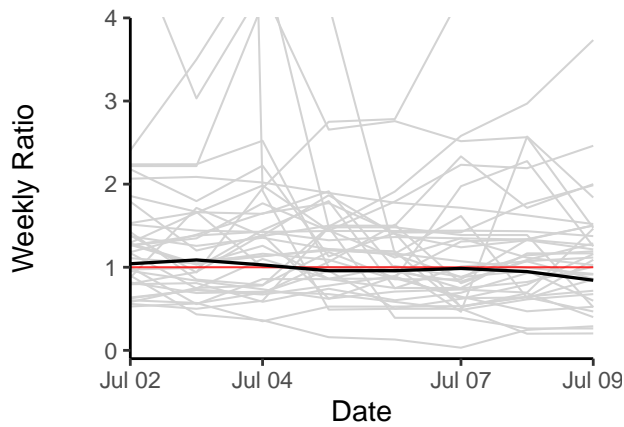
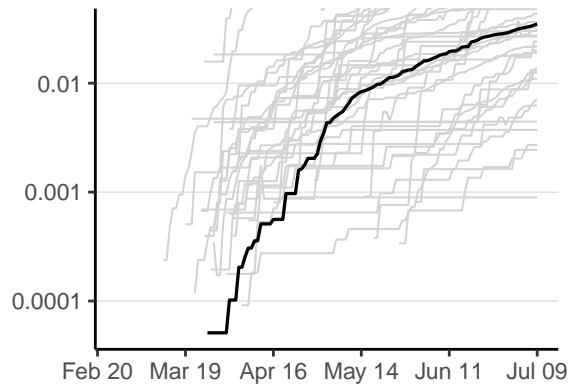
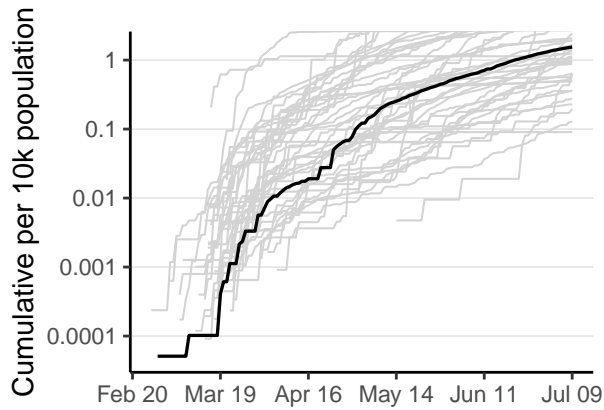
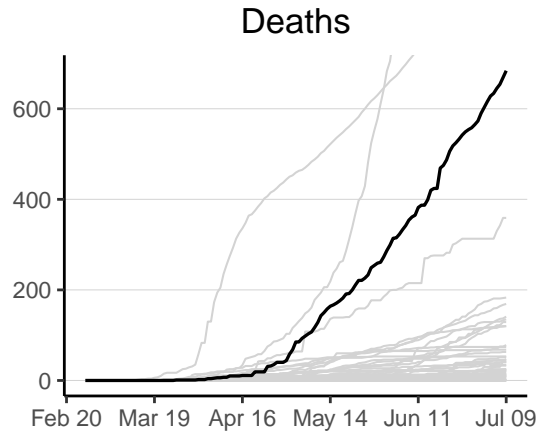
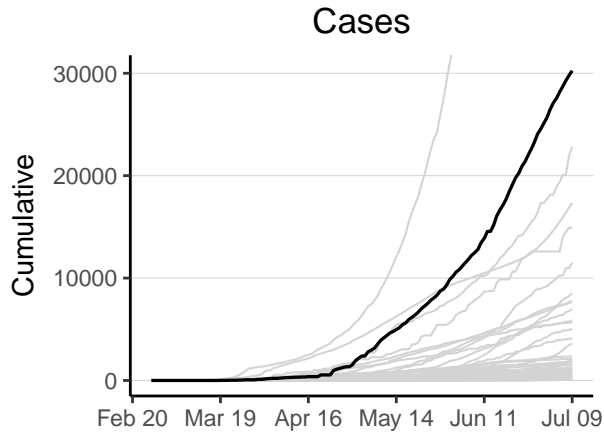


# Niger



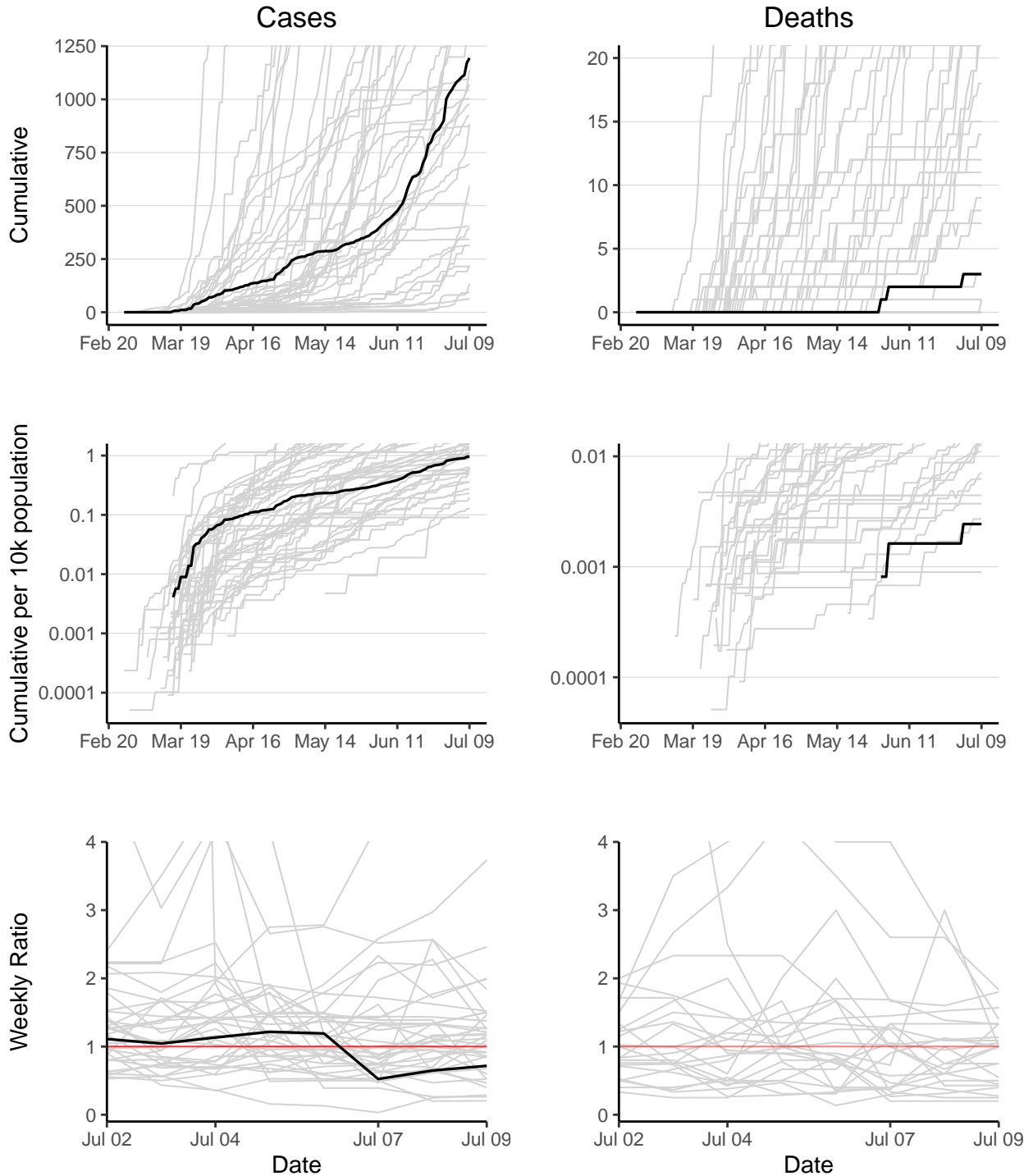
Niger has 1097 reported case(s) (27th in the region) and 68 reported death(s) (14th). Cumulative counts per 10,000 population of reported cases and deaths are 0.49 (40th) and 0.03 (25th) respectively. The weekly ratio of reported cases over the last 2 weeks is 1.2 (23rd). The weekly ratio of reported deaths cannot be calculated as no new deaths have been reported in one of the last 2 weeks.

# Nigeria



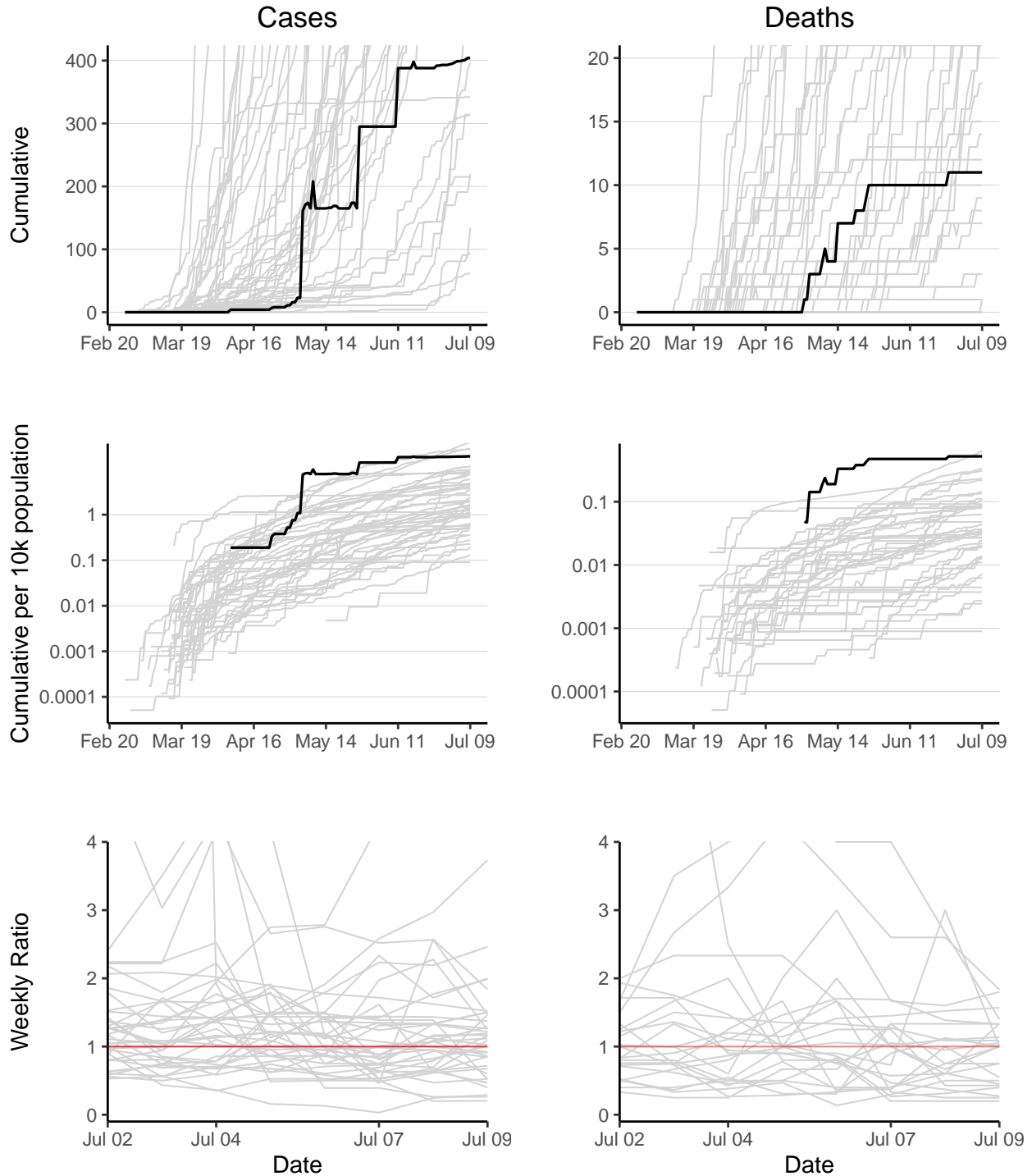
Nigeria has 30249 reported case(s) (2nd in the region) and 684 reported death(s) (3rd). Cumulative counts per 10,000 population of reported cases and deaths are 1.5 (25th) and 0.035 (22nd) respectively. The weekly ratio of reported cases over the last 2 weeks is 0.84 (33rd). The weekly ratio of reported deaths over the last 2 weeks is 1.3 (21st).

# Rwanda



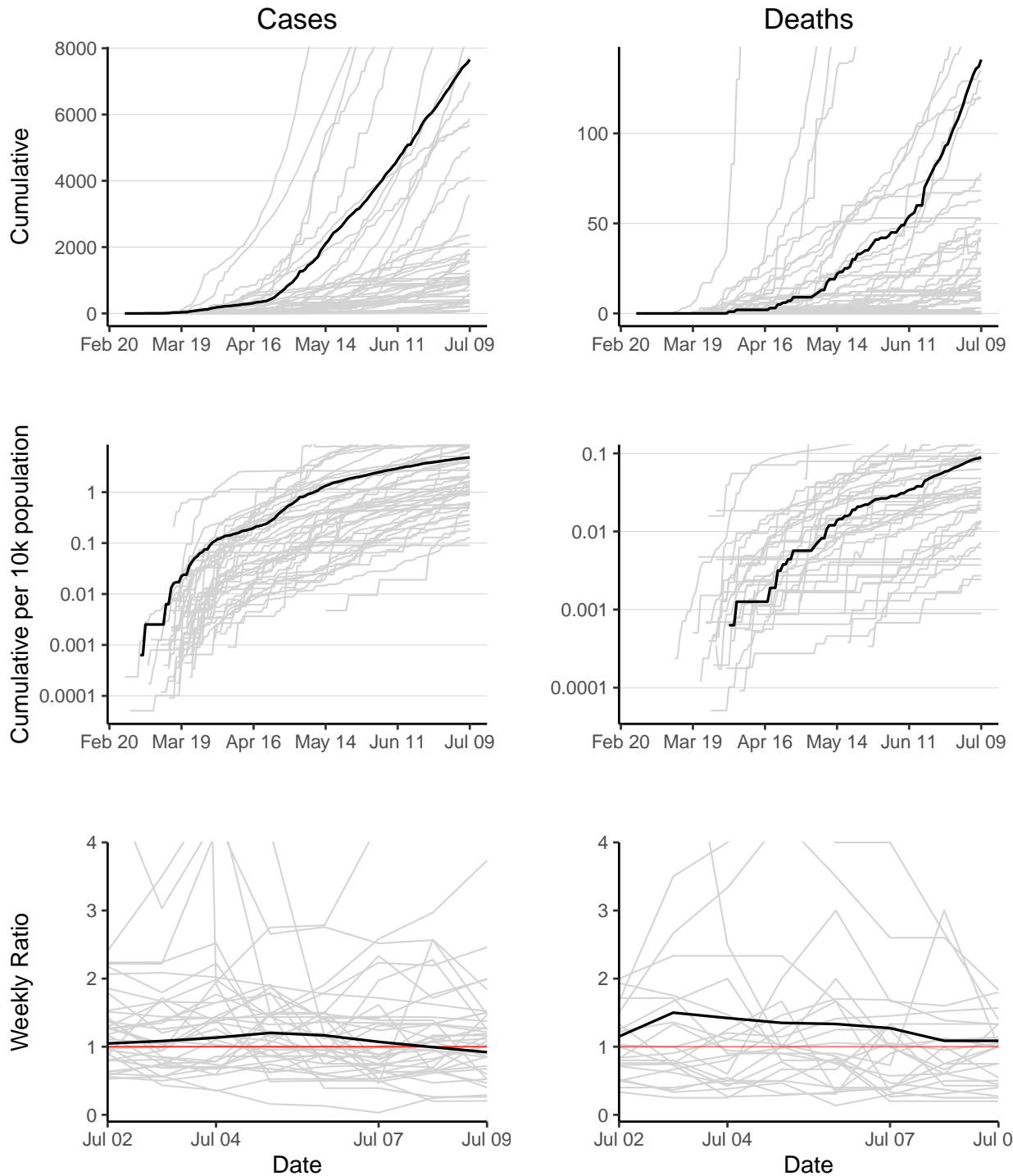
Rwanda has 1194 reported case(s) (25th in the region) and 3 reported death(s) (40th). Cumulative counts per 10,000 population of reported cases and deaths are 0.97 (32nd) and 0.0024 (42nd) respectively. The weekly ratio of reported cases over the last 2 weeks is 0.72 (34th). The weekly ratio of reported deaths over the last 2 weeks is 0 (1st).

# Sao Tome and Principe



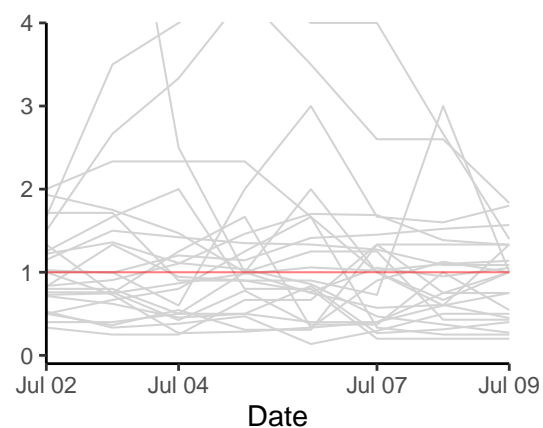
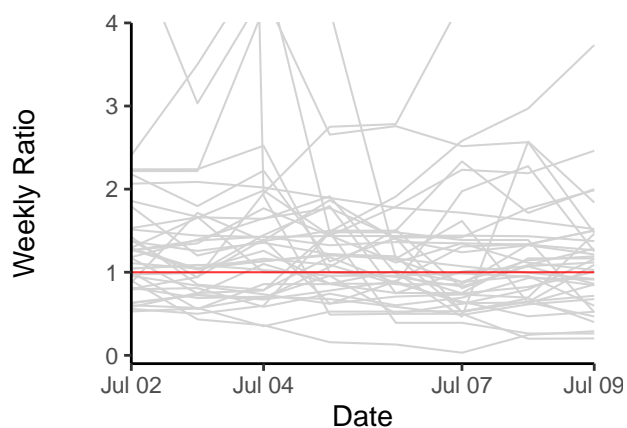
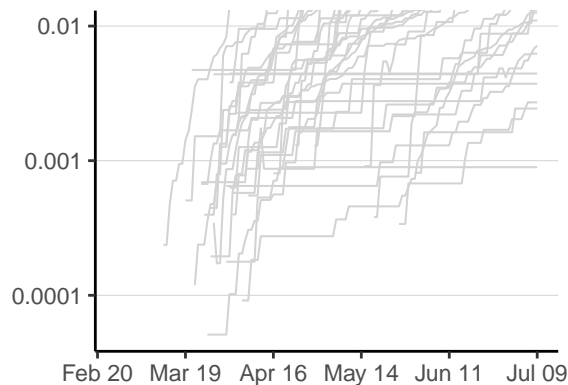
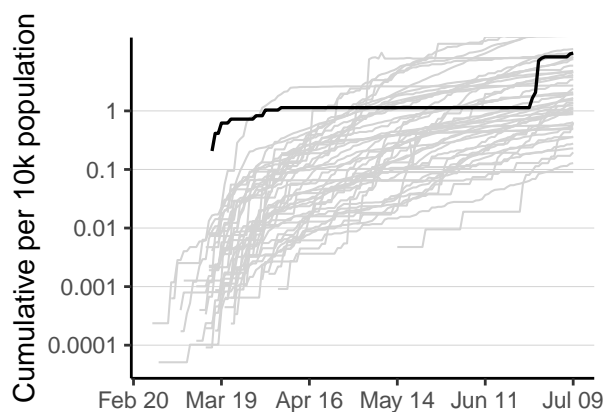
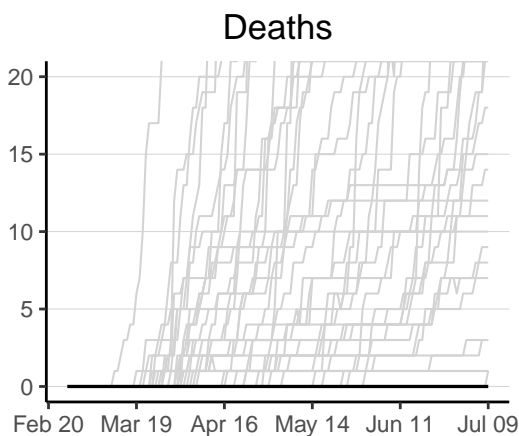
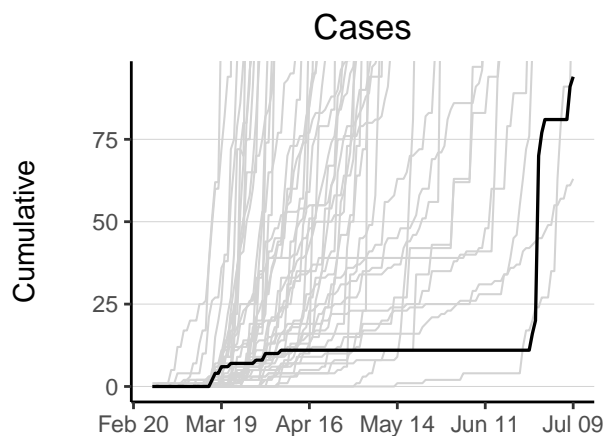
Sao Tome and Principe has 404 reported case(s) (38th in the region) and 11 reported death(s) (34th). Cumulative counts per 10,000 population of reported cases and deaths are 19 (4th) and 0.52 (2nd) respectively. The weekly ratio of reported cases over the last 2 weeks is 1.3 (15th). The weekly ratio of reported deaths over the last 2 weeks is 0 (2nd).

# Senegal



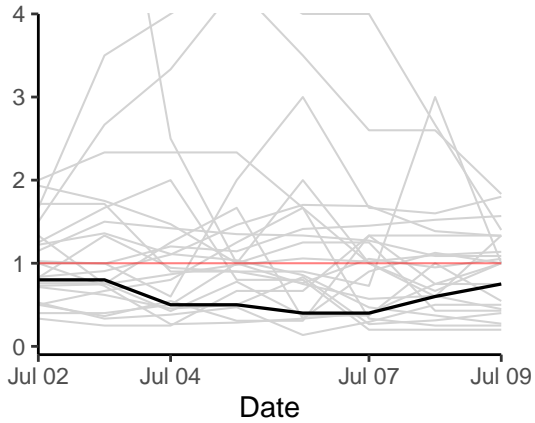
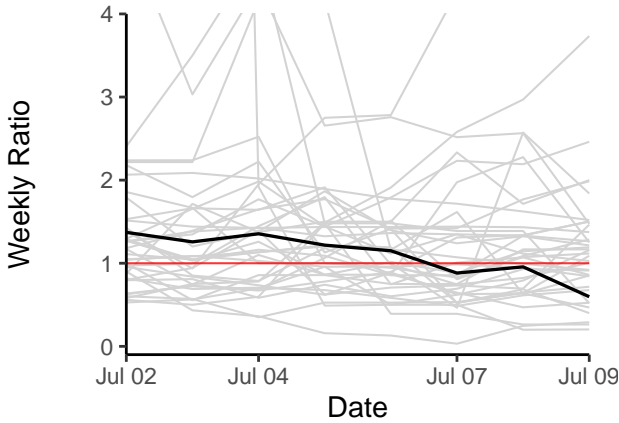
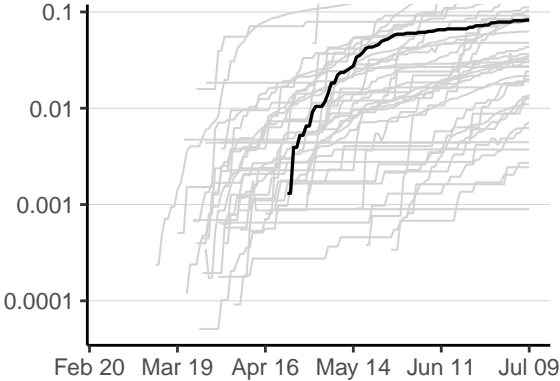
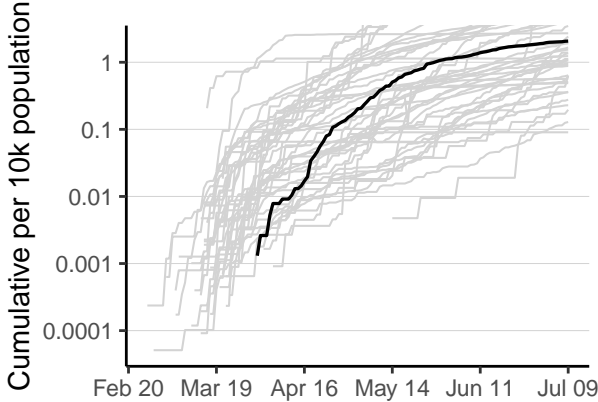
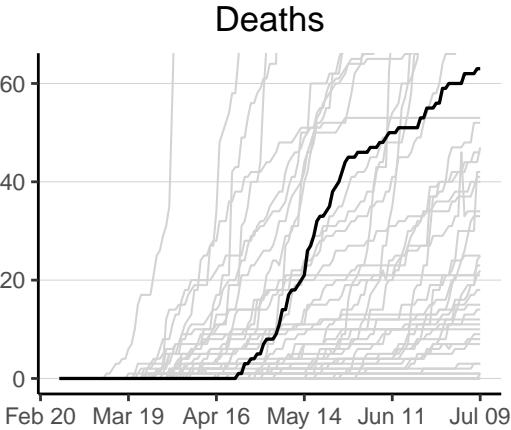
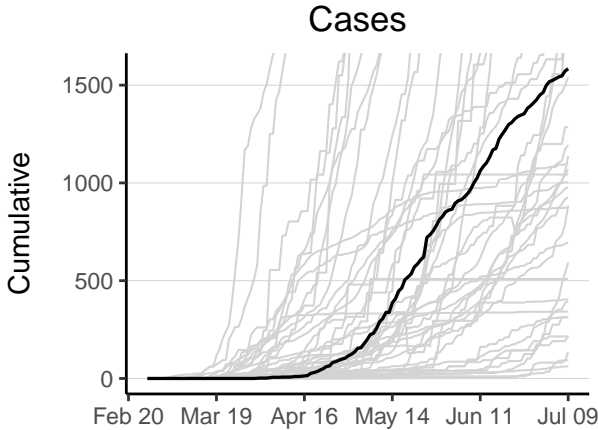
Senegal has 7657 reported case(s) (9th in the region) and 141 reported death(s) (7th). Cumulative counts per 10,000 population of reported cases and deaths are 4.8 (13th) and 0.089 (13th) respectively. The weekly ratio of reported cases over the last 2 weeks is 0.92 (29th). The weekly ratio of reported deaths over the last 2 weeks is 1.1 (19th).

# Seychelles



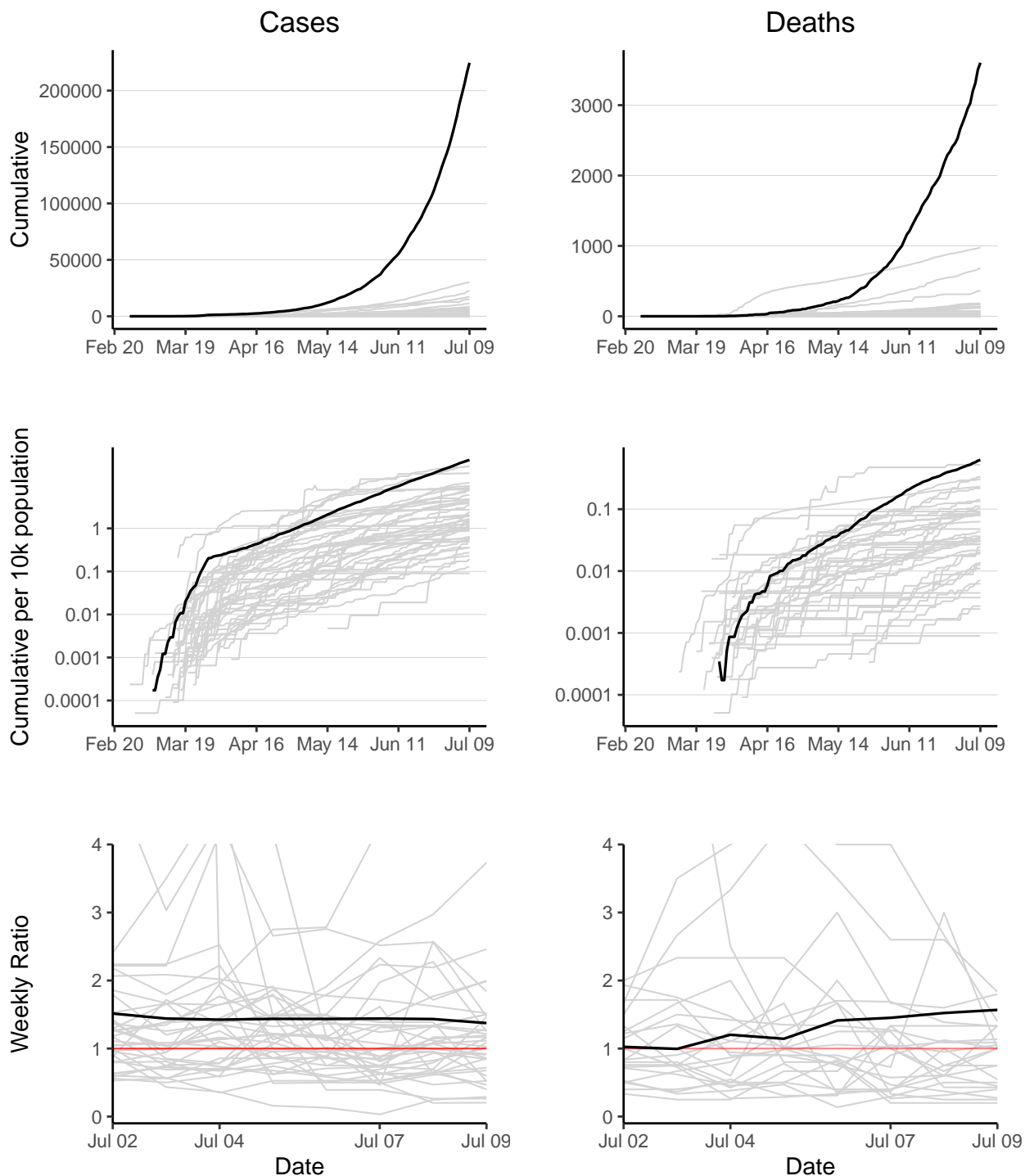
Seychelles has 94 reported case(s) (46th in the region) and 0 reported death(s) (46th). Cumulative counts per 10,000 population of reported cases and deaths are 9.7 (6th) and 0 (46th) respectively. The weekly ratio of reported cases over the last 2 weeks is 0.19 (44th). The weekly ratio of reported deaths cannot be calculated as no new deaths have been reported in one of the last 2 weeks.

# Sierra Leone



Sierra Leone has 1584 reported case(s) (22nd in the region) and 63 reported death(s) (15th). Cumulative counts per 10,000 population of reported cases and deaths are 2.1 (21st) and 0.082 (16th) respectively. The weekly ratio of reported cases over the last 2 weeks is 0.6 (36th). The weekly ratio of reported deaths over the last 2 weeks is 0.75 (12th).

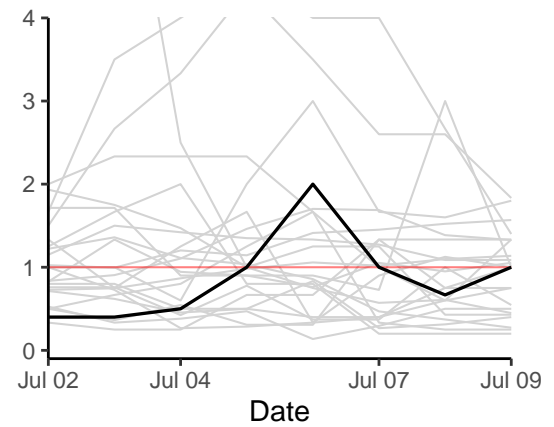
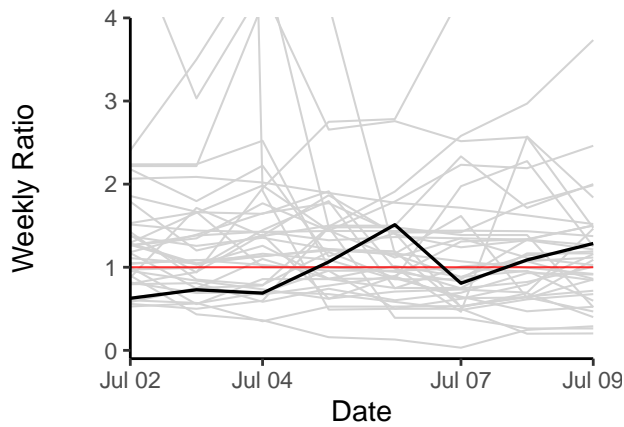
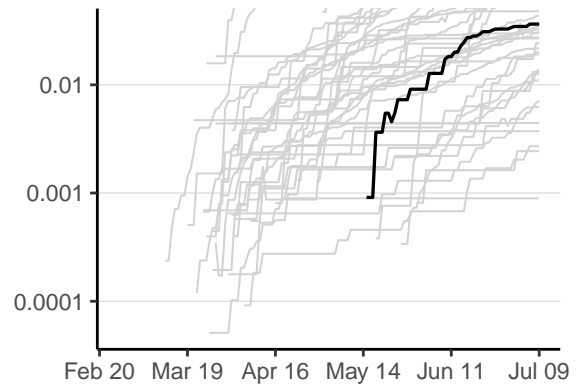
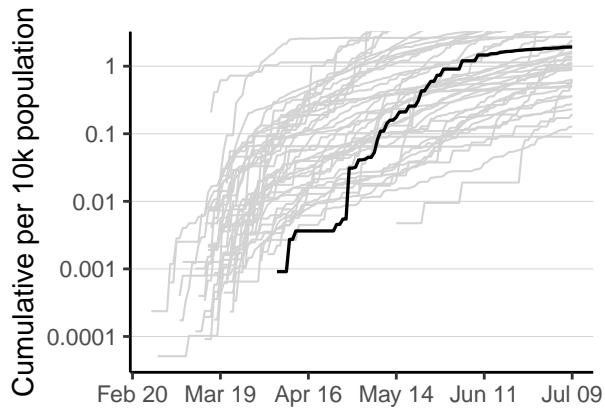
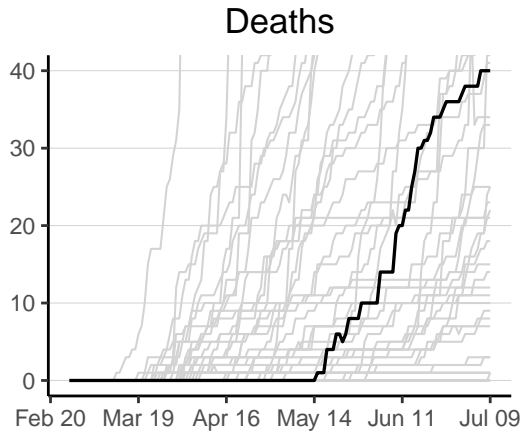
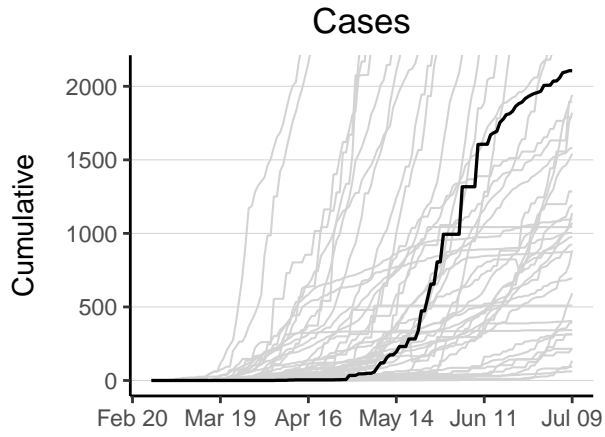
# South Africa



South Africa has 224665 reported case(s) (1st in the region) and 3602 reported death(s) (1st). Cumulative counts per 10,000 population of reported cases and deaths are 39 (1st) and 0.62 (1st) respectively. The weekly ratio of reported cases over the last 2 weeks is 1.4 (14th). The weekly ratio of reported deaths over the last 2 weeks is 1.6 (26th).

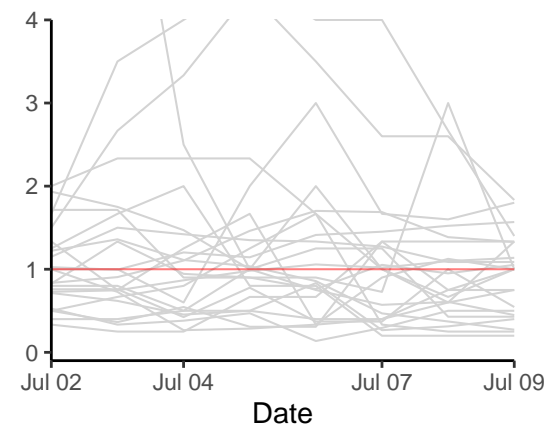
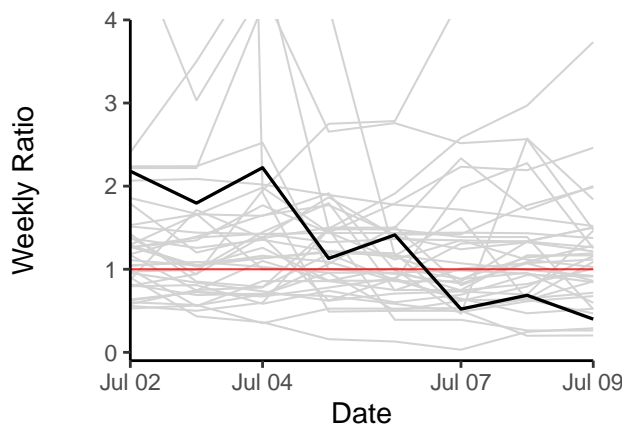
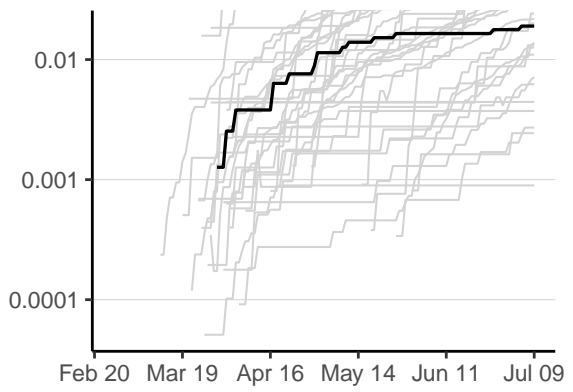
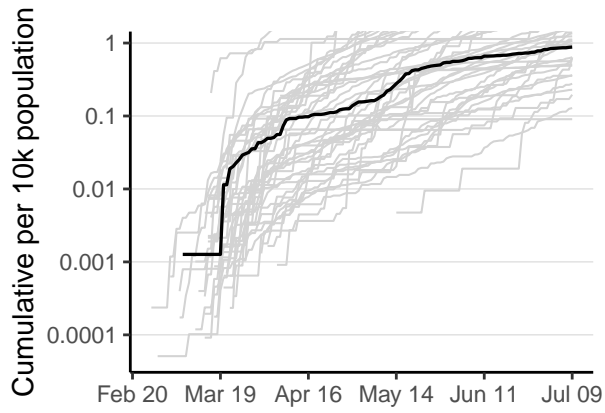
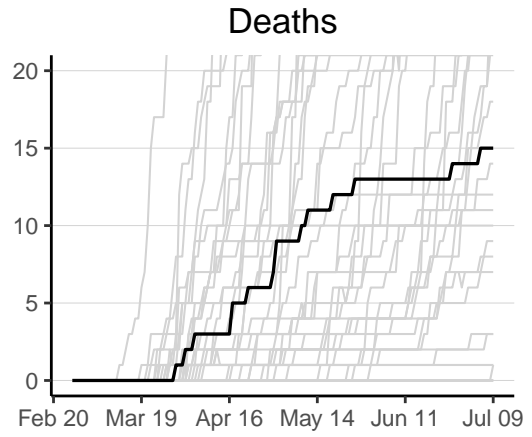
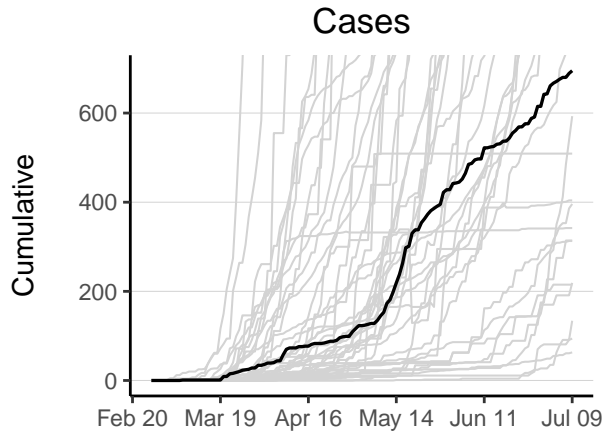


# South Sudan



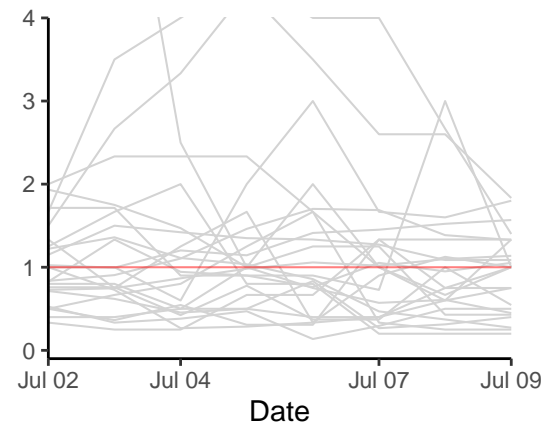
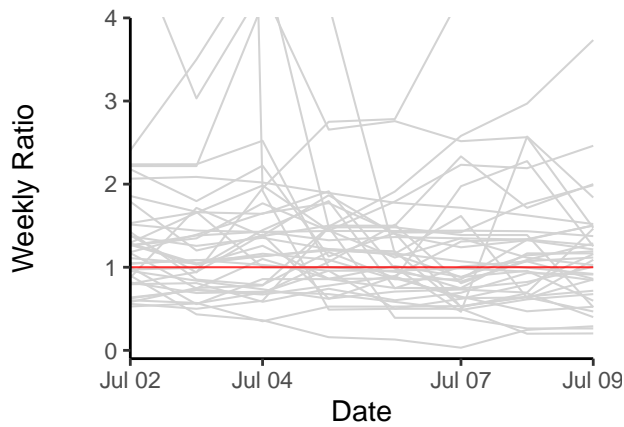
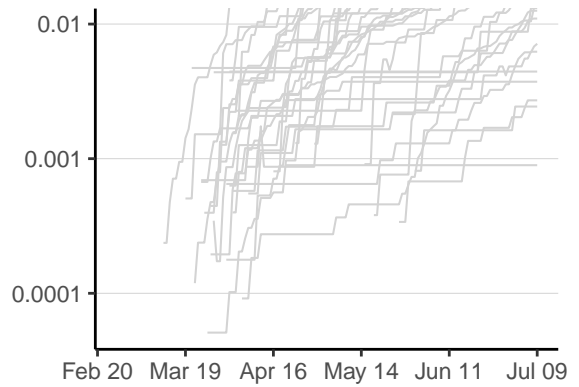
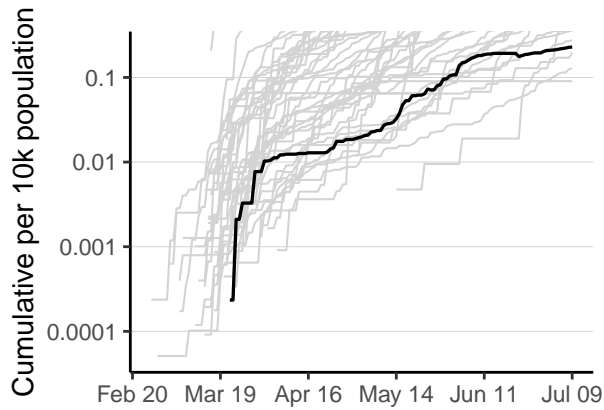
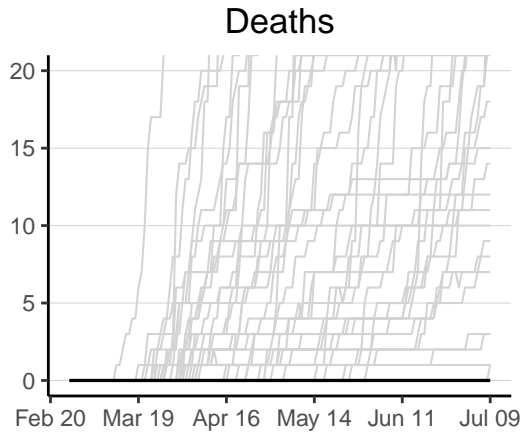
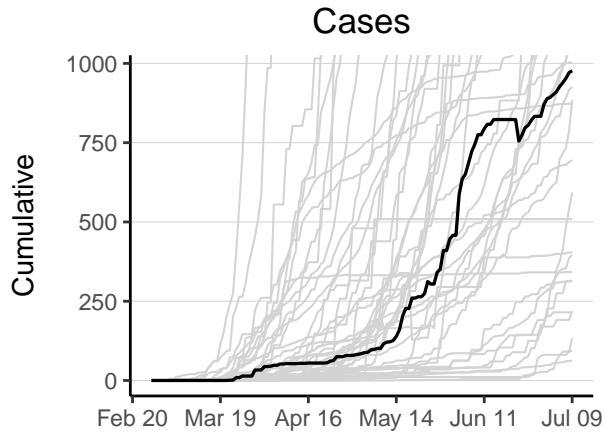
South Sudan has 2106 reported case(s) (17th in the region) and 40 reported death(s) (22nd). Cumulative counts per 10,000 population of reported cases and deaths are 1.9 (23rd) and 0.036 (21st) respectively. The weekly ratio of reported cases over the last 2 weeks is 1.3 (16th). The weekly ratio of reported deaths over the last 2 weeks is 1 (15th).

# Togo



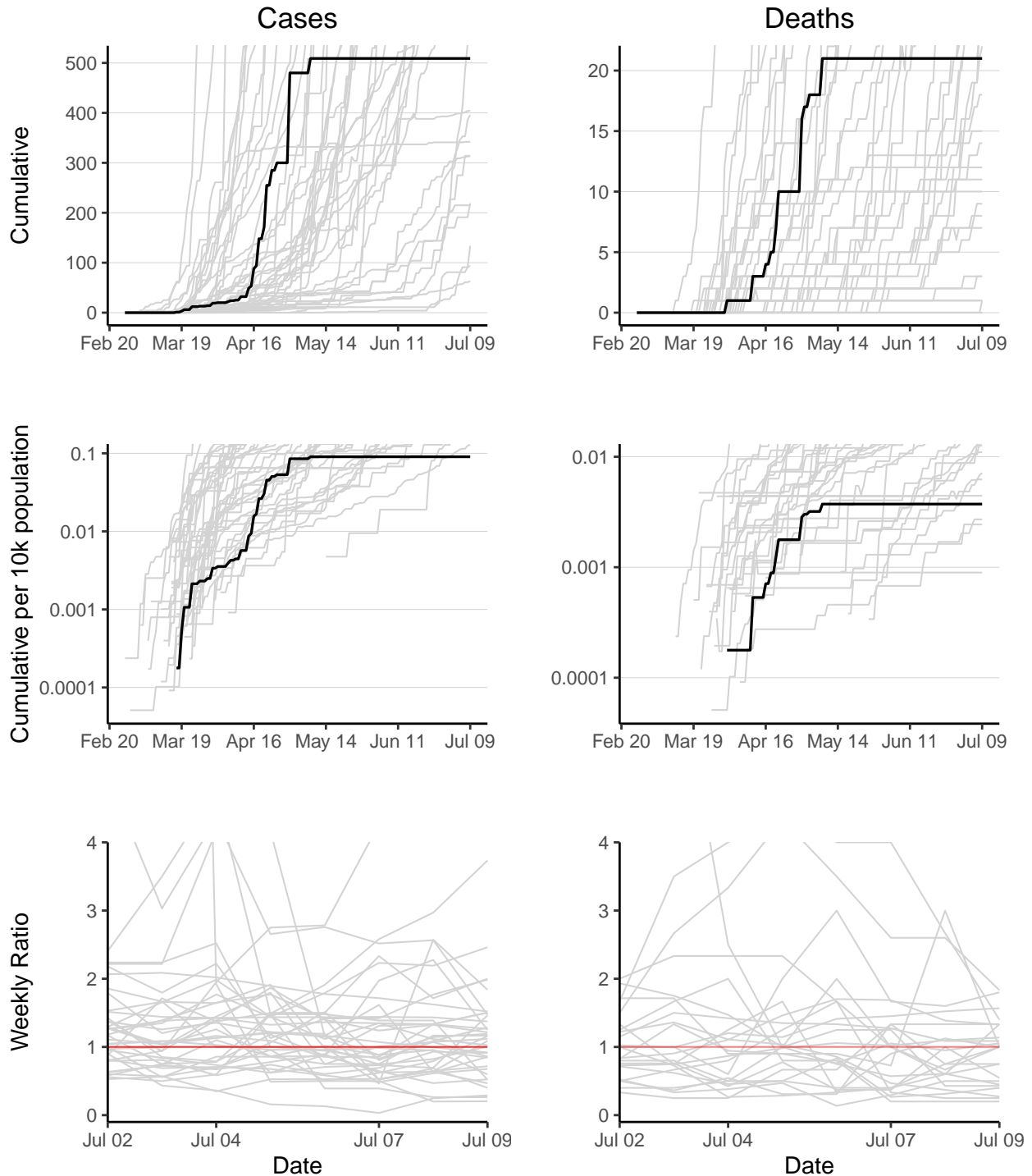
Togo has 695 reported case(s) (35th in the region) and 15 reported death(s) (31st). Cumulative counts per 10,000 population of reported cases and deaths are 0.88 (34th) and 0.019 (31st) respectively. The weekly ratio of reported cases over the last 2 weeks is 0.4 (40th). The weekly ratio of reported deaths over the last 2 weeks is 1 (16th).

# Uganda



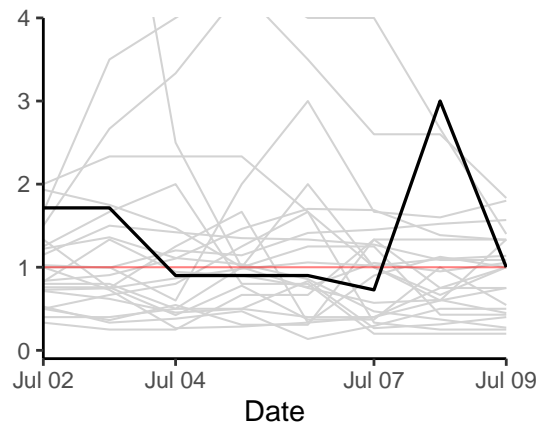
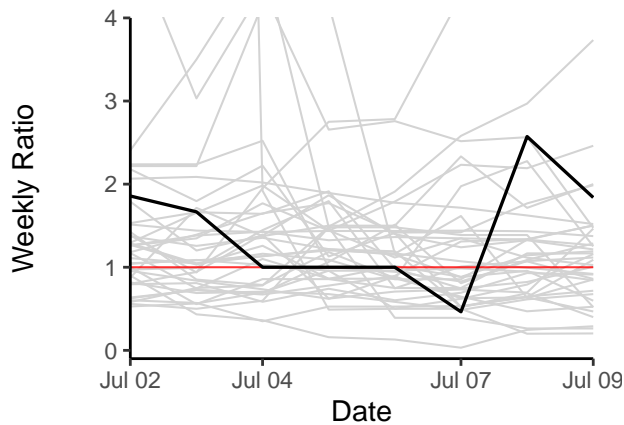
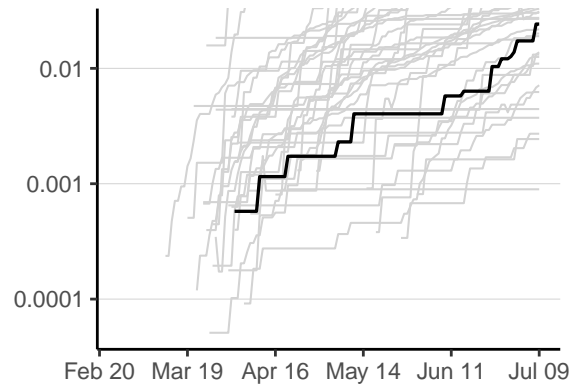
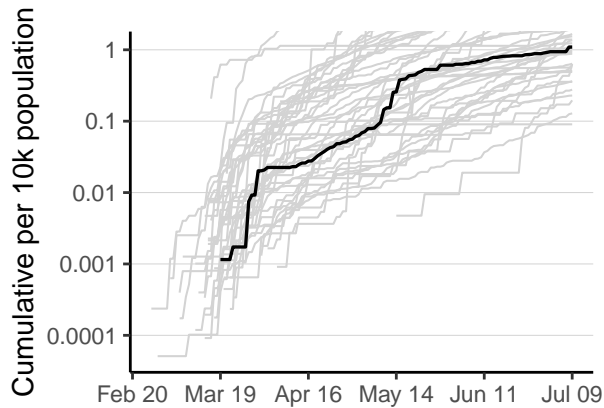
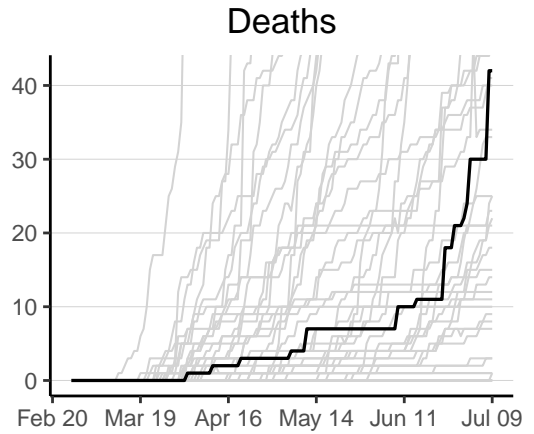
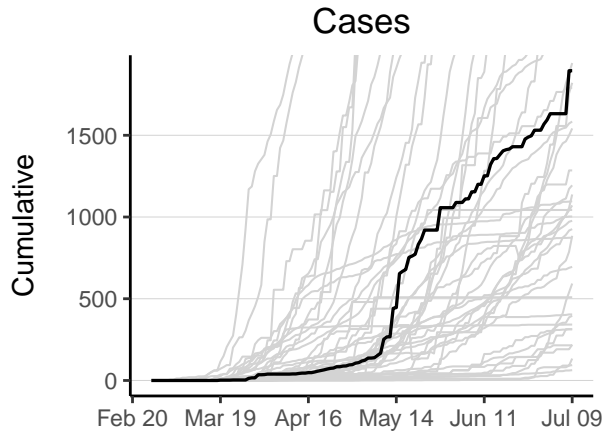
Uganda has 977 reported case(s) (31st in the region) and 0 reported death(s) (47th). Cumulative counts per 10,000 population of reported cases and deaths are 0.23 (44th) and 0 (47th) respectively. The weekly ratio of reported cases over the last 2 weeks is 0.95 (28th). The weekly ratio of reported deaths cannot be calculated as no new deaths have been reported in one of the last 2 weeks.

# United Republic of Tanzania



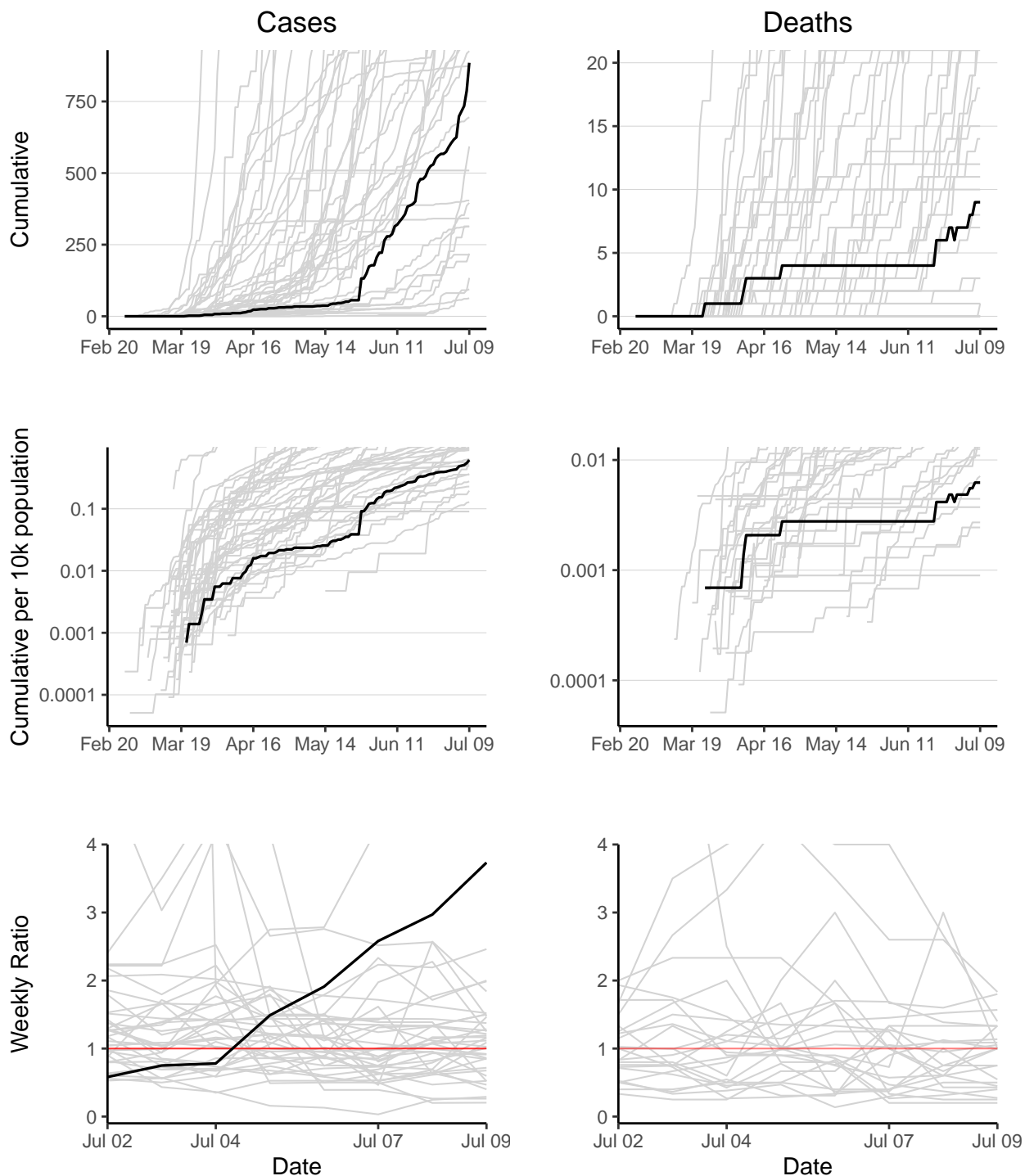
United Republic of Tanzania has 509 reported case(s) (37th in the region) and 21 reported death(s) (29th). Cumulative counts per 10,000 population of reported cases and deaths are 0.09 (47th) and 0.0037 (40th) respectively. The weekly ratio of reported cases cannot be calculated as no new cases have been reported in 1 of the last 2 weeks. The weekly ratio of reported deaths cannot be calculated as no new deaths have been reported in 1 of the last 2 weeks.

# Zambia



Zambia has 1895 reported case(s) (19th in the region) and 42 reported death(s) (20th). Cumulative counts per 10,000 population of reported cases and deaths are 1.1 (30th) and 0.024 (28th) respectively. The weekly ratio of reported cases over the last 2 weeks is 1.8 (8th). The weekly ratio of reported deaths over the last 2 weeks is 1 (17th).

# Zimbabwe



Zimbabwe has 885 reported case(s) (33rd in the region) and 9 reported death(s) (36th). Cumulative counts per 10,000 population of reported cases and deaths are 0.61 (37th) and 0.0062 (37th) respectively. The weekly ratio of reported cases over the last 2 weeks is 3.7 (3rd). The weekly ratio of reported deaths cannot be calculated as some deaths have been redacted in one of the last 2 weeks.

# Appendix

## Data

### Sources and access

- Case counts for countries in WHO Africa Region from WHO Coronavirus disease (COVID-2019) situation reports <https://www.who.int/emergencies/diseases/novel-coronavirus-2019/situation-reports> (accessed 2400 09/07/2020).
- Death counts for countries in WHO African Region from WHO Coronavirus disease (COVID-2019) situation reports <https://www.who.int/emergencies/diseases/novel-coronavirus-2019/situation-reports> (accessed 2400 09/07/2020).
- Population counts from the World Bank (2018) <https://data.worldbank.org/indicator/SP.POP.TOTL?locations=ZG> (accessed 0900 30/03/2020).

### Weekly Ratio calculations

Weekly ratios are calculated by dividing the sum of new cases or deaths over the past 7 days by their respective sums in the 7 days prior. The higher the weekly ratio, the faster an epidemic is growing. A weekly ratio of 1 represents stable growth (i.e. the number of cases or deaths in the past 7 days was the same as the 7 days before). A value between 1 and 0 indicates that an epidemic is in decline. A value of -1 has been assigned to countries which have removed cases or deaths from their cumulative counts. Doubling times have been replaced by weekly ratios because as countries move out of their exponential growth phases, doubling times become inappropriate and unreliable.

Confidence intervals calculated using bootstrapping of a simulated dataset with Poisson error structure.

### Caveats

- Case count data are affected by any changes in testing strategy or testing effort over time and/or any variation in testing strategy or testing effort between regions.
- Case count data are likely a substantial under-representation of the true number of COVID-19 infections.
- Death data are considered more reliable but may lag behind case data by as much as 3 weeks.

## Extended Data tables

### Cumulative reported cases

Country	Cum. reported cases	95%CI lower	95%CI upper
South Africa	224665	223878	225440
Nigeria	30249	NA	NA
Ghana	22822	22566	23076
Algeria	17348	17132	17564
Cameroon	14916	NA	NA
Cote d'Ivoire	11504	11322	11689
Kenya	8528	8375	8691
Democratic Republic of the Congo	7736	7591	7881
Senegal	7657	NA	NA
Ethiopia	6973	6832	7113
Gabon	5871	5749	6003
Guinea	5697	NA	NA
Mauritania	5024	4913	5143
Central African Republic	4109	4003	4214
Madagascar	3573	NA	NA
Mali	2358	2279	2436
South Sudan	2106	2035	2180
Malawi	1942	1867	2012
Zambia	1895	1826	1965
Congo	1821	1747	1889
Guinea-Bissau	1790	1719	1857
Sierra Leone	1584	1518	1650
Cabo Verde	1542	1476	1606
Benin	1285	NA	NA
Rwanda	1194	1140	1252
Eswatini	1138	1085	1194
Niger	1097	1041	1153
Mozambique	1071	1016	1124
Equatorial Guinea	1043	989	1095
Burkina Faso	1003	952	1058
Uganda	977	NA	NA
Liberia	926	875	978
Zimbabwe	885	834	932
Chad	873	825	921
Togo	695	656	740
Namibia	593	554	634
United Republic of Tanzania	509	473	547
Sao Tome and Principe	404	NA	NA
Angola	396	364	431
Mauritius	342	NA	NA
Botswana	314	286	342
Comoros	313	284	342
Burundi	219	196	244
Eritrea	215	190	240
Lesotho	134	115	153
Seychelles	94	78	110
Gambia	63	51	76



## Cumulative reported cases per 10,000 population

Country	Cum. reported cases per 10k pop	95%CI lower	95%CI upper
South Africa	38.8830858	39	39
Cabo Verde	28.3577341	27	30
Gabon	27.7028701	27	28
Sao Tome and Principe	19.1443789	NA	NA
Mauritania	11.4095754	11	12
Seychelles	9.7145574	8	11
Guinea-Bissau	9.5501862	9	10
Central African Republic	8.8055466	9	9
Eswatini	8.3247988	8	9
Equatorial Guinea	7.9680727	8	8
Ghana	7.6668516	8	8
Cameroon	5.9152363	NA	NA
Senegal	4.8295863	NA	NA
Guinea	4.5890560	NA	NA
Cote d'Ivoire	4.5888926	5	5
Algeria	4.1081329	4	4
Comoros	3.7605638	3	4
Congo	3.4722997	3	4
Mauritius	2.7029099	NA	NA
Namibia	2.4221333	2	3
Sierra Leone	2.0705466	2	2
Liberia	1.9215697	2	2
South Sudan	1.9187458	2	2
Kenya	1.6593696	2	2
Nigeria	1.5443033	NA	NA
Botswana	1.3930011	1	2
Madagascar	1.3605018	NA	NA
Mali	1.2359987	1	1
Benin	1.1188460	NA	NA
Zambia	1.0921043	1	1
Malawi	1.0703667	1	1
Rwanda	0.9705787	1	1
Democratic Republic of the Congo	0.9202065	1	1
Togo	0.8809630	1	1
Ethiopia	0.6384095	1	1
Lesotho	0.6356338	1	1
Zimbabwe	0.6129226	1	1
Chad	0.5640354	1	1
Burkina Faso	0.5078086	0	1
Niger	0.4887950	0	1
Mozambique	0.3631005	0	0
Eritrea	0.3553719	0	0
Gambia	0.2763034	0	0
Uganda	0.2286817	NA	NA
Burundi	0.1959665	0	0
Angola	0.1285307	0	0
United Republic of Tanzania	0.0903791	0	0

## Cumulative deaths

Country	Cum. reported deaths	95%CI lower	95%CI upper
South Africa	3602	NA	NA
Algeria	978	925	1032
Nigeria	684	642	729
Cameroon	359	327	390
Democratic Republic of the Congo	183	162	206
Kenya	169	NA	NA
Senegal	141	123	161
Mauritania	135	116	154
Ghana	129	109	147
Ethiopia	120	103	139
Mali	120	103	138
Cote d'Ivoire	78	64	92
Chad	74	61	87
Niger	68	54	82
Sierra Leone	63	50	77
Burkina Faso	53	42	65
Central African Republic	52	41	64
Congo	47	NA	NA
Gabon	46	35	58
Zambia	42	32	54
Liberia	41	31	52
South Sudan	40	NA	NA
Guinea	34	NA	NA
Madagascar	33	24	43
Guinea-Bissau	25	17	33
Malawi	25	17	34
Benin	23	NA	NA
Angola	22	15	29
United Republic of Tanzania	21	14	29
Cabo Verde	18	11	26
Togo	15	9	22
Eswatini	14	8	21
Equatorial Guinea	12	7	18
Sao Tome and Principe	11	NA	NA
Mauritius	10	5	16
Zimbabwe	9	NA	NA
Mozambique	8	4	13
Comoros	7	3	12
Gambia	3	0	6
Rwanda	3	1	6
Botswana	1	0	3
Burundi	1	0	3
Lesotho	1	0	3
Eritrea	0	0	0
Namibia	0	0	0
Seychelles	0	0	0
Uganda	0	0	0

## Cumulative deaths per 10,000 populations

Country	Cum. reported deaths per 10k pop	95%CI lower	95%CI upper
South Africa	0.6234032	NA	NA
Sao Tome and Principe	0.5212578	NA	NA
Cabo Verde	0.3310241	0	0
Mauritania	0.3065869	0	0
Algeria	0.2315975	0	0
Gabon	0.2170554	0	0
Cameroon	0.1423686	0	0
Guinea-Bissau	0.1333825	0	0
Central African Republic	0.1114355	0	0
Eswatini	0.1024140	0	0
Equatorial Guinea	0.0916749	0	0
Congo	0.0896200	NA	NA
Senegal	0.0889345	0	0
Liberia	0.0850803	0	0
Comoros	0.0841021	0	0
Sierra Leone	0.0823513	0	0
Mauritius	0.0790325	0	0
Mali	0.0629007	0	0
Chad	0.0478106	0	0
Ghana	0.0433364	0	0
South Sudan	0.0364434	NA	NA
Nigeria	0.0349203	0	0
Kenya	0.0328838	NA	NA
Cote d'Ivoire	0.0311138	0	0
Niger	0.0302990	0	0
Guinea	0.0273877	NA	NA
Burkina Faso	0.0268334	0	0
Zambia	0.0242050	0	0
Democratic Republic of the Congo	0.0217681	0	0
Benin	0.0200260	NA	NA
Togo	0.0190136	0	0
Malawi	0.0137792	0	0
Gambia	0.0131573	0	0
Madagascar	0.0125655	0	0
Ethiopia	0.0109865	0	0
Angola	0.0071406	0	0
Zimbabwe	0.0062331	NA	NA
Lesotho	0.0047435	0	0
Botswana	0.0044363	0	0
United Republic of Tanzania	0.0037288	0	0
Mozambique	0.0027122	0	0
Rwanda	0.0024386	0	0
Burundi	0.0008948	0	0
Eritrea	0.0000000	0	0
Namibia	0.0000000	0	0
Seychelles	0.0000000	0	0
Uganda	0.0000000	0	0

## Weekly Ratio (cases)

Country	Weekly Ratio	95%CI lower	95%CI upper
Cameroon	7.2173913	6.4233869	8.1095438
Lesotho	5.5000000	3.3285167	9.0881323
Zimbabwe	3.7333333	2.8934964	4.8169328
Madagascar	2.4612403	2.2218566	2.7264153
Gambia	2.0000000	0.8072220	4.9552661
Eswatini	1.9866667	1.6327065	2.4173631
Burundi	1.8846154	1.1713623	3.0321748
Zambia	1.8391608	1.5002994	2.2545584
Algeria	1.5197628	1.4368553	1.6074542
Ghana	1.5020827	1.4355842	1.5716614
Cote d'Ivoire	1.5018727	1.4014072	1.6095404
Namibia	1.4736842	1.2362884	1.7566655
Burkina Faso	1.4642857	0.9056064	2.3676208
South Africa	1.3743400	1.3581966	1.3906753
Sao Tome and Principe	1.2857143	0.4788190	3.4523722
South Sudan	1.2857143	0.9545621	1.7317482
Guinea	1.2739130	1.0718931	1.5140077
Kenya	1.2644853	1.1807908	1.3541122
Congo	1.2516556	1.0759395	1.4560686
Malawi	1.2145749	1.0782267	1.3681651
Mozambique	1.1914894	0.9525115	1.4904250
Chad	1.1666667	0.3920787	3.4715251
Niger	1.1578947	0.6267277	2.1392388
Angola	1.1170213	0.8456571	1.4754640
Gabon	1.0890411	0.9565603	1.2398702
Cabo Verde	1.0261194	0.8672282	1.2141223
Mali	1.0056818	0.8162981	1.2390031
Uganda	0.9545455	0.7078677	1.2871855
Senegal	0.9195980	0.8317785	1.0166895
Ethiopia	0.9122288	0.8344518	0.9972552
Liberia	0.8591549	0.6745155	1.0943369
Botswana	0.8529412	0.6407570	1.1353893
Nigeria	0.8434140	0.8076173	0.8807973
Rwanda	0.7169811	0.5821547	0.8830332
Democratic Republic of the Congo	0.6765677	0.6107553	0.7494717
Sierra Leone	0.5972222	0.4572269	0.7800819
Central African Republic	0.5244957	0.4620133	0.5954282
Guinea-Bissau	0.5194805	0.3965127	0.6805835
Mauritania	0.4677966	0.4228275	0.5175484
Togo	0.4000000	0.2687393	0.5953726
Benin	0.2895623	0.2277757	0.3681092
Comoros	0.2631579	0.1311251	0.5281374
Eritrea	0.2033898	0.1093379	0.3783447
Seychelles	0.1857143	0.1027474	0.3356755
Equatorial Guinea	NA	NA	NA
Mauritius	NA	NA	NA
United Republic of Tanzania	NA	NA	NA

## Weekly Ratio (deaths)

Country	Weekly Ratio	95%CI lower	95%CI upper
Mozambique	2.0000000	0.1813452	22.0573775
Madagascar	1.8333333	0.6780042	4.9573607
Malawi	1.8000000	0.6032346	5.3710447
South Africa	1.5680147	1.4081373	1.7460443
Angola	1.4000000	0.4443307	4.4111292
Gabon	1.3333333	0.2984083	5.9575350
Liberia	1.3333333	0.2984083	5.9575350
Mali	1.3333333	0.2984083	5.9575350
Nigeria	1.3278689	0.9524706	1.8512231
Algeria	1.1372549	0.7806509	1.6567568
Senegal	1.0869565	0.6169832	1.9149216
Kenya	1.0526316	0.5617965	1.9723034
Congo	1.0000000	0.2894963	3.4542759
Cote d'Ivoire	1.0000000	0.4162211	2.4025692
South Sudan	1.0000000	0.1408584	7.0993271
Togo	1.0000000	0.0625457	15.9883220
Zambia	1.0000000	0.4492541	2.2259118
Eswatini	0.7500000	0.1678547	3.3511134
Sierra Leone	0.7500000	0.1678547	3.3511134
Ghana	0.5454545	0.2699492	1.1021358
Central African Republic	0.5000000	0.1708989	1.4628536
Ethiopia	0.4482759	0.2330399	0.8623042
Cabo Verde	0.4285714	0.1108224	1.6573677
Mauritania	0.4000000	0.1551969	1.0309485
Democratic Republic of the Congo	0.2727273	0.1305052	0.5699403
Benin	0.2500000	0.0530877	1.1772977
Guinea-Bissau	0.2000000	0.0233651	1.7119525
Rwanda	0.0000000	0.0000000	NA
Sao Tome and Principe	0.0000000	0.0000000	NA
Guinea	-1.0000000	NA	NA
Zimbabwe	-1.0000000	NA	NA
Botswana	NA	NA	NA
Burkina Faso	NA	NA	NA
Burundi	NA	NA	NA
Cameroon	NA	NA	NA
Chad	NA	NA	NA
Comoros	NA	NA	NA
Equatorial Guinea	NA	NA	NA
Eritrea	NA	NA	NA
Gambia	NA	NA	NA
Lesotho	NA	NA	NA
Mauritius	NA	NA	NA
Namibia	NA	NA	NA
Niger	NA	NA	NA
Seychelles	NA	NA	NA
Uganda	NA	NA	NA
United Republic of Tanzania	NA	NA	NA